

DUCTWORK LEGEND	
	FUSIBLE LINK FIRE DAMPER W/ DUCT ACCESS DOOR OR (SMOKE DAMPER) (COMBINATION FIRE / SMOKE DAMPER)
	ELBOW WITH TURNING VANES
	DUCT SPLIT
	BRANCH TAKEOFF
	RADIUS ELBOW
	HC = HEATING COIL CC = COOLING COIL PHC = PREHEAT COIL
	CEILING DIFFUSER (4-WAY)
	CEILING DIFFUSER (3-WAY)
	CEILING DIFFUSER (2-WAY)
	CEILING DIFFUSER (1-WAY)
	RETURN REGISTER OR GRILLE
	TRANSFER GRILLES ON BOTH SIDES OF PARTITION OR WALL (SQ. FT.)
	FLEXIBLE DUCT
	OPENING IN WALL ABOVE HANG CEILING (SIZE)
	SUPPLY REGISTER
	RETURN OR EXHAUST REGISTER OR GRILLE
	DOOR LOUVER (SQ. FT.)
	UNDERCUT DOOR (IN)
	DIAMETER
	FIRE RATED ENCASED DUCT OR 2 HOUR FIRE WRAPPED DUCT
	SUPPLY DUCT UP (DISCHARGE SIDE OF FAN)
	SUPPLY DUCT DOWN (DISCHARGE SIDE OF FAN)
	RETURN OR EXHAUST DUCT UP (SUCTION SIDE OF FAN)
	RETURN OR EXHAUST DUCT DOWN (SUCTION SIDE OF FAN)
	ACCESS DOOR IN DUCT
	DUCT SIZE (CLEAR INSIDE DIMENSION) FIRST FIGURE INDICATES PLAN SIZE
	ROUND DUCT DIAMETER SIZE (CLEAR INSIDE DIMENSION)
	ACOUSTIC LINING IN DUCT (DUCT SIZE NOTED INDICATES INSIDE DIMENSIONS)
	FLEXIBLE CONNECTION
	VOLUME DAMPER
	AUTOMATIC LOUVER DAMPER (MOTORIZED)
	MANUAL LOUVER DAMPER

CONTROLS LEGEND	
	TOTALIZING FLOW METER
	BTU METER
	THERMOSTAT
	THERMOSENSOR
	HUMIDISTAT
	WALL MOUNTED PILOT LIGHT SWITCH
	EMERGENCY BREAK GLASS SWITCH FOR EQUIP. SHUT-DOWN
	DUCT SMOKE DETECTOR
	EMERGENCY BREAK GLASS
	MOTORIZED ACTUATOR

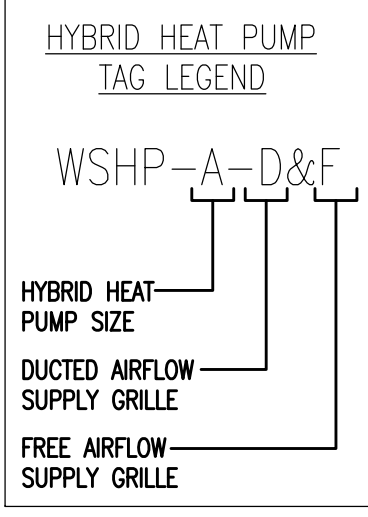
HVAC FLOW/RISER DIAGRAM LEGEND	
	AIR SEPARATOR
	BOILER
	EXPANSION TANK
	COOLING COIL
	HEATING COIL
	PUMP
	RETURN/EXHAUST AIR DIRECTION
	HEAT PUMP
	WATER RISER DESIGNATION RISER SERVICE RISER NUMBER
	ANCHOR
	PIPE UP
	PIPE DOWN

PIPING LEGEND	
	HOT WATER SUPPLY
	HOT WATER RETURN
	VENT LINE
	PIPE ANCHOR
	TWO-WAY MOTORIZED ON/OFF VALVE
	STRAINER
	THERMOMETER
	PRESSURE GAUGE WITH STOP COCK
	REDUCER
	BALL VALVE
	AIR VENT
	CHECK VALVE
	FLOW DIRECTION
	GATE VALVE
	UNION
	DRAWN DOWN VALVE WITH HOSE BIB
	CIRCUIT SETTER
	GLOBE VALVE
	LUBRICATED PLUG VALVE
	PRESSURE REDUCING VALVE
	PRESSURE & TEMPERATURE PORT

ABBREVIATIONS	
ABV.	ABOVE
AC	AIR CONDITION
AD	ACCESS DOOR
AFT.	AIRFLOW FAN/SHED FLOOR
AL	ACOUSTICAL LINING
BR	BOTTOM REGISTER
BW	BREAK GLASS
BHP	BRAKE HORSE POWER
BTU	BRITISH THERMAL UNIT
CAF	CAPACITY
CAR	CONSTANT AIRFLOW REGULATOR
CAI	COMBUSTION AIR INTAKE
CC	COOLING COIL
C.D.	CONDENSATE DRAIN
CO	CEILING DIFFUSER
CFM	CUBIC FEET PER HOUR
CFM	CUBIC FEET PER MINUTE
CG	CEILING GRILLE
CH	CABINET HEATER
CONV.	CONNECTOR
C.O.	CLEAN OUT
CO	CARBON MONOXIDE
CP	CONDENSATE PUMP
CR	CEILING REGISTER
CT	CEILING TOWER
CH	CABINET UNIT HEATER
C.W.	COLD WATER
CW	CONDENSER WATER
CP	CONDENSER WATER PUMP
DNM	DIMENSION
DN	DOWN
DWG.	DRAWING
DX	DIRECT EXPANSION
E.A.T.	ENTERING AIR TEMPERATURE
E.C.H.	ELECTRIC CEILING SPACE HEATER
EER	ENERGY EFFICIENCY RATIO
EF	EXHAUST FAN
EFF	EFFICIENCY
ESP	EXTERNAL STATIC PRESSURE
ETH	ELECTRIC TO SPACE HEATER
EUH	ELECTRIC UNIT HEATER
E.W.T.	ENTERING WATER TEMPERATURE
FC	FLEXIBLE CONNECTION
FD	2 HOUR RATED FUSIBLE LINK FIRE DAMPER WITH DUCT ACCESS DOOR
FD3	3 HOUR RATED FUSIBLE LINK FIRE DAMPER WITH DUCT ACCESS DOOR
FDH	2 HOUR RATED FIRE DAMPER WITH DUCT SENSOR
FL	FLOOR
F.L.A.	FULL LOAD AMPS
F.P.	FUEL OIL PUMP
FPB	FAN POWER BOX
FPL	FIN PER INCH
FSD	COMBINATION OF FIRE SMOKE DAMPER WITH FUSIBLE LINK AND ACCESS DOOR
FTR	FIN TUBE RADIATION
CPM	GALLONS PER MINUTE
GE	GENERAL EXHAUST
H.P.	HORSE POWER
H	HEAT PUMP
HW	HOT WATER
HWP	HOT WATER PUMP
HX	HEAT EXCHANGER
KW	KILOWATT
KX	KITCHEN EXHAUST
L.A.T.	LEAVING AIR TEMPERATURE
L.O.T.	LEAVING WATER TEMPERATURE
L.R.A.	LOCK ROTOR AMPS
LR	LINEAR RETURN
L.R.T.	LEAVING WATER TEMPERATURE
M.A.T.	MIXED AIR TEMPERATURE
MAC	MAXIMUM
MPS	THOUSAND BRITISH THERMAL UNIT
MCA	MINIMUM CIRCUIT CAPACITY
MFR	MANUFACTURER
MFS	MINIMUM FUSE SIZE
MN	MINIMUM
MLD	MANUAL LOUVER DAMPER
MCP	MAXIMUM OVERCURRENT PROTECTION
N.C.	NORMALLY CLOSE
NC	NOISE CRITERIA
N.I.C.	NOT IN CONTRACT
N.O.	NORMALLY OPEN
N.T.S.	NOT TO SCALE
O.A.	OUTSIDE AIR
O.D.	OUTSIDE DIMENSION
P	PUMP
PD	PUMP DISCHARGE
PHC	PRE-HEAT COIL
PFHX	PLATE AND FRAME HEAT EXCHANGER
PRV	PRESSURE REDUCING VALVE
PSI	POUNDS PER SQUARE INCH (GAUGE)
PSIA	POUNDS PER SQUARE INCH (ABSOLUTE)
QTY	QUANTITY
RA	RETURN AIR
RF	RETURN FAN
RG	RETURN GRILLE
RR	RETURN REGISTER
RHC	RE-HEAT COIL
RFM	REVOLUTIONS PER MINUTE
SA	SUPPLY AIR
SD	SNOKE DETECTOR
SF	SUPPLY FAN
SG	SUPPLY GRILLE
SM	SHEET METAL
S.P.	STATIC PRESSURE
SP	STAR PRESSURIZATION
ST	SOUND TAMP
SK	SNOKE EXHAUST
TF	TRANSFER FAN
TD	TRANSFER DUCT
TR	TOP REGISTER
TWP	TYPICAL
TX	TOILET EXHAUST
UH	UNIT HEATER
VAR.	VARIABLE
VO	VOLUME DAMPER
WMS	WIRE MESH SCREEN
(000)	CUBIC FEET OF AIR PER MINUTE OR GALLONS PER MINUTE

DRAWING LIST	
DWG. NO.	DESCRIPTION
M-001.00	MECHANICAL NOTES, SYMBOLS, ABBREVIATIONS & DRAWING LIST
M-100.00	PARTIAL CELLAR MECHANICAL PLAN (WEST)
M-101.00	PARTIAL CELLAR MECHANICAL PLAN (EAST)
M-102.00	PARTIAL 1ST FLOOR MECHANICAL PLAN (WEST)
M-103.00	PARTIAL 1ST FLOOR MECHANICAL PLAN (EAST)
M-104.00	PARTIAL 1ST FLOOR ME2Z MECHANICAL PLAN (WEST)
M-105.00	PARTIAL 1ST FLOOR ME2Z MECHANICAL PLAN (EAST)
M-106.00	PARTIAL 2ND FLOOR MECHANICAL PLAN (WEST) (DUCTWORK)
M-107.00	PARTIAL 2ND FLOOR MECHANICAL PLAN (EAST) (DUCTWORK)
M-108.00	PARTIAL 2ND FLOOR MECHANICAL PLAN (WEST) (PIPING)
M-107A.00	PARTIAL 2ND FLOOR MECHANICAL PLAN (EAST) (PIPING)
M-108.00	PARTIAL 3RD FLOOR MECHANICAL PLAN (WEST)
M-109.00	PARTIAL 3RD FLOOR MECHANICAL PLAN (EAST)
M-110.00	PARTIAL 4TH FLOOR MECHANICAL PLAN (WEST) (DUCTWORK)
M-111.00	PARTIAL 4TH FLOOR MECHANICAL PLAN (EAST) (DUCTWORK)
M-110A.00	PARTIAL 4TH FLOOR MECHANICAL PLAN (WEST) (PIPING)
M-111.00A	PARTIAL 4TH FLOOR MECHANICAL PLAN (EAST) (PIPING)
M-112.00	PARTIAL 5TH FLOOR MECHANICAL PLAN (WEST)
M-113.00	PARTIAL 5TH FLOOR MECHANICAL PLAN (EAST)
M-114.00	PARTIAL 6TH FLOOR MECHANICAL PLAN (WEST)
M-115.00	PARTIAL 6TH FLOOR MECHANICAL PLAN (EAST)
M-116.00	PARTIAL 7TH FLOOR MECHANICAL PLAN (WEST)
M-117.00	PARTIAL 7TH FLOOR MECHANICAL PLAN (EAST)
M-118.00	PARTIAL 8TH FLOOR MECHANICAL PLAN (WEST)
M-119.00	PARTIAL 8TH FLOOR MECHANICAL PLAN (EAST)
M-120.00	9TH FLOOR MECHANICAL PLAN
M-121.00	10TH FLOOR MECHANICAL PLAN
M-122.00	11TH FLOOR MECHANICAL PLAN
M-123.00	12TH FLOOR MECHANICAL PLAN
M-124.00	13TH FLOOR MECHANICAL PLAN
M-125.00	14TH FLOOR MECHANICAL PLAN
M-126.00	15TH FLOOR MECHANICAL PLAN
M-127.00	16TH FLOOR MECHANICAL PLAN
M-128.00	17TH FLOOR MECHANICAL PLAN
M-129.00	18TH FLOOR MECHANICAL PLAN
M-130.00	19TH FLOOR MECHANICAL PLAN
M-131.00	20TH FLOOR MECHANICAL PLAN
M-132.00	21ST FLOOR MECHANICAL PLAN
M-133.00	22ND FLOOR MECHANICAL PLAN
M-134.00	23RD FLOOR MECHANICAL PLAN
M-135.00	24TH FLOOR MECHANICAL PLAN
M-136.00	25TH FLOOR MECHANICAL PLAN
M-137.00	26TH FLOOR MECHANICAL PLAN
M-138.00	27TH FLOOR MECHANICAL PLAN
M-139.00	28TH FLOOR MECHANICAL PLAN
M-140.00	29TH FLOOR MECHANICAL PLAN
M-141.00	30TH FLOOR MECHANICAL PLAN
M-142.00	31ST FLOOR MECHANICAL PLAN
M-143.00	32ND FLOOR MECHANICAL PLAN
M-144.00	33RD FLOOR MECHANICAL PLAN
M-145.00	34TH FLOOR MECHANICAL PLAN
M-146.00	35TH FLOOR MECHANICAL PLAN
M-147.00	36TH FLOOR MECHANICAL PLAN
M-148.00	37TH FLOOR MECHANICAL PLAN
M-149.00	38TH FLOOR MECHANICAL PLAN
M-501.00	MECHANICAL SCHEDULE I
M-502.00	MECHANICAL SCHEDULE II
M-503.00	MECHANICAL SCHEDULE III
M-504.00	MECHANICAL SCHEDULE IV
M-505.00	MECHANICAL SCHEDULE V
M-506.00	MECHANICAL SCHEDULE VI
M-507.00	MECHANICAL SCHEDULE VII
M-508.00	MECHANICAL SCHEDULE VIII
M-509.00	MECHANICAL SCHEDULE IX
M-510.00	MECHANICAL SCHEDULE X
M-511.00	MECHANICAL SCHEDULE XI
M-512.00	MECHANICAL SCHEDULE XII
M-513.00	MECHANICAL SCHEDULE XIII
M-514.00	MECHANICAL SCHEDULE XIV
M-515.00	MECHANICAL SCHEDULE XV

NOTES	
1.	DRAWINGS ARE DIAGNOSTIC NATURE.
2.	THE CONTRACTOR SHALL REFER TO ARCHITECTURAL AND STRUCTURAL DRAWINGS FOR EXACT SIZE AND LOCATION OF SLAB PENETRATIONS. THE CONTRACTOR SHALL SUBMIT SHOP DRAWINGS WITH ALL PENETRATIONS FOR APPROVAL TO STRUCTURAL AND M.E.P. ENGINEER PRIOR INSTALLATION OF MECHANICAL WORK.
3.	UPON STRUCTURAL APPROVAL, SAID SHOP DRAWINGS TO BE SENT TO M.E.P. ENGINEER FOR APPROVAL.
4.	REFER TO ARCHITECTURAL DRAWINGS FOR CEILING HEIGHTS, SOFFITS AND ELEVATIONS PRIOR TO INSTALLATION OF MECHANICAL WORK.
5.	FOR EXACT LOCATION OF MECHANICAL FIXTURES REFER TO ARCHITECTURAL DRAWINGS AND DETAILS.
6.	THE MECHANICAL CONTRACTOR SHALL COORDINATE HIS WORK WITH ALL OTHER TRADES AND PROVIDE OFFSETS IN PIPING SYSTEM TO AVOID STRUCTURAL, ARCHITECTURAL, PLUMBING INTERFERENCE.
7.	ALL MECHANICAL WORK SHALL CONFORM TO THE NYC BLDG. CODE REQUIREMENT AND LOCAL AUTHORITIES HAVING JURISDICTION.



BUILDING DEPARTMENT NOTES	
2008 - NYC BUILDING CODE	
ALL WORK SHALL COMPLY WITH THE APPLICABLE SECTIONS OF THE BUILDING CODE, CITY OF NEW YORK, EFFECTIVE JULY 1, 2008 AND ALL AMENDMENTS AND RULES AND REGULATIONS OF THE DEPARTMENT OF BUILDINGS TO DATE. INSPECTIONS AND SIGN-OFF OF COMPLETED WORK SHALL BE MADE AS PER ARTICLE 28-116 OF THE GENERAL ADMINISTRATIVE PROVISIONS.	
1. THE FOLLOWING SPECIAL INSPECTIONS ARE REQUIRED BY THE NYC BUILDING CODE FOR HVAC SYSTEMS:	
A. MECHANICAL SYSTEMS-BC 1704.15	
B. HEATING SYSTEMS-BC 1704.23	
C. MECHANICAL AND ELECTRICAL COMPONENTS-1707.7	
D. ENERGY CODE COMPLIANCE-BC 109.3.5	
2. THE FOLLOWING PERIODIC SPECIAL INSPECTIONS ARE REQUIRED BY THE NYC BUILDING CODE FOR HVAC SYSTEMS:	
A. FIRE DAMPERS-BC 109.3.4	
B. ENERGY CODE COMPLIANCE-BC 109.3.5	
C. THROUGH-PENETRATION FIRESTOP SYSTEMS-BC 1704.25	
3. TESTS OF MECHANICAL SYSTEMS SHALL BE PERFORMED IN ACCORDANCE WITH SECTION MC 107 AND THE FOLLOWING SECTIONS OF THE NEW YORK CITY MECHANICAL CODE:	
A. VENTILATION SYSTEM BALANCING 403.3.4	
B. BOILERS AND PRESSURE VESSELS - MC 1011	
C. REFRIGERATION SYSTEMS - MC 1108	
D. HYDRAULIC PIPING SYSTEMS - MC 1208	
4. THE CONTRACTOR SHALL MAKE ALL REQUIRED ARRANGEMENTS AND COORDINATE WITH SPECIAL INSPECTOR (PERFORMING SPECIAL INSPECTIONS AND TESTS) ENGAGED BY THE OWNER.	
A. UPON COMPLETION OF THE VENTILATION SYSTEM:	
1) A TEST SHALL BE CONDUCTED IN THE PRESENCE OF AND UNDER THE DIRECTION OF A LICENSED PROFESSIONAL ENGINEER QUALIFIED TO CONDUCT SUCH TESTS. THE TESTS SHALL SHOW COMPLIANCE WITH THE CODE REQUIREMENTS FOR VENTILATION AND THE PROPER FUNCTIONING OF ALL SMOKE DETECTION, FIRE PROTECTION AND OPERATING DEVICES BEFORE THE SYSTEM IS APPROVED.	
2) THE LICENSED PROFESSIONAL ENGINEER WHO CONDUCTS THE TESTS SHALL FILE A CERTIFICATE AS TO WHETHER THE SYSTEM COMPLES WITH THE APPLICABLE LAWS. THEY SHALL ALSO FILE WITH THIS CERTIFICATION A REPORT OF THE TEST. THE TEST AND REPORT SHALL BE MADE IN A MANNER SATISFACTORY TO THE OWNER.	
5. THE FOLLOWING WORK ITEMS, COMPONENTS, MATERIALS, CAPACITIES, ETC. SHALL COMPLY WITH THE REFERENCED CODE OR STANDARD:	
A. STANDARDS OF HEATING - MC 309.1	
B. NOISE CONTROL - MC 506	
C. DUCT CONSTRUCTION, SUPPORT- MC 603	
D. AIR INLETS, EXHAUSTS AND RELIEFS - MC 401.5	
E. AIR FILTERS- MC 605	
F. FIRE DAMPERS AND SMOKE DAMPERS AND SMOKE DETECTORS - MC 607	
G. MANUAL AND AUTOMATIC, FIRE AND SMOKE CONTROLS FOR AIR DISTRIBUTION SYSTEMS - MC 513	
H. BOILERS - MC 1004	
I. PIPING AND INSULATION - MC 1201	
J. GAS FIRED EQUIPMENT - FUEL GAS CODE	
6. MINIMUM TEMPERATURE TO BE MAINTAINED IN OCCUPIED SPACES DURING HEATING SEASON: 68 DEG F	
7. VENTILATION FOR ALL AREAS SHALL COMPLY WITH MC 401.	
8. A STATEMENT SHALL BE FILED BY THE OWNER OR TENANT IN POSSESSION THAT THE VENTILATING SYSTEM WILL BE KEPT IN CONTINUOUS OPERATION AT ALL TIMES DURING THE NORMAL OCCUPANCY OF THE STRUCTURE AS REQUIRED BY CODE MC 403.3	
9. ALL FIRE DAMPERS SHALL BE ACCEPTED FOR USE BY THE NEW YORK CITY DEPARTMENT OF BUILDINGS SHALL BE MANUFACTURED AND INSTALLED IN ACCORDANCE WITH UL 555, STANDARD FOR FIRE DAMPERS AND CEILING DAMPERS.	
10. COMBINATION FIRE/SMOKE DAMPERS AND SMOKE DAMPERS SHALL BE ACCEPTED FOR USE BY THE NEW YORK CITY DEPARTMENT OF BUILDINGS SHALL BE MANUFACTURED AND INSTALLED IN ACCORDANCE WITH UL 555.	
11. SMOKE DETECTORS, COMBINATION FIRE/SMOKE DAMPERS AND SMOKE DAMPERS SHALL BE INSTALLED AS REQUIRED TO CLOSE DAMPERS AND AUTOMATICALLY STOP THE FAN-MC 606	
12. REFER TO ARCHITECTURAL DRAWINGS FOR REQUIRED FIRE RATED WALL AND SMOKE WALL CONSTRUCTION AND LOCATION.	
13. THESE PLANS ARE APPROVED ONLY FOR THE WORK NOTED ON THE APPLICATION SPECIFICATION SHEET. ALL OTHER MATTERS SHOWN ARE NOT TO BE RELED UPON OR TO BE CONSIDERED AS EITHER BEING APPROVED OR IN ACCORDANCE WITH APPLICABLE CODES.	
14. TO THE BEST OF THE APPLICANT'S KNOWLEDGE, BELIEF AND PROFESSIONAL JUDGMENT, THESE PLANS ARE IN COMPLIANCE WITH THE ENERGY CONSERVATION CONSTRUCTION CODE OF NEW YORK STATE.	
15. TESTS OF SOUND POWER LEVEL OF MECHANICAL EQUIPMENT SHALL BE CONDUCTED AND RESULTS SUBMITTED WHERE WINDOWS OF A DWELLING UNIT ARE WITHIN 100 FEET OF EQUIPMENT. THE SOUND PRESSURE LEVEL SHALL NOT EXCEED THE LEVELS GIVEN IN MC 509.	

GENERAL NOTES	
1.	FOR PIPE SIZES NOT INDICATED ON PLANS, SEE EQUIPMENT CONNECTION DETAILS & FLOW DIAGRAMS.
2.	PROVIDE FITTINGS FOR CHANGE IN PIPE SIZES FOR FINAL CONNECTIONS AS REQUIRED.
3.	PROVIDE UNION OR FLANGED CONNECTIONS AT EACH PIECE OF EQUIPMENT AND ON BOTH SIDES OF CONTROL VALVES.
4.	DRAINAGE PIPING PITCH NOT LESS THAN 1/8" PER FOOT.
5.	ALL LOUVERS ARE GIVEN IN SQUARE FOOT NET FREE AREA, FOR DIMENSIONS OF LOUVERS, SEE ARCHITECTURAL DRAWINGS.
6.	ALL DUCT DIMENSIONS ARE CLEAR INSIDE DUCT LINING DIMENSIONS.
7.	PROVIDE ACCESS DOORS IN DUCTWORK WHERE INDICATED OR REQUIRED FOR ACCESS TO SYSTEM COMPONENTS INCLUDING, BUT NOT LIMITED TO THE FOLLOWING:
A.	AUTOMATIC DAMPERS
B.	FILTER DRAINS
C.	FIRE DAMPERS
D.	COMBINATION FIRE SMOKE DAMPERS
E.	COILS
8.	PROVIDE FIRE DAMPERS ON COMBINATION FIRE/SMOKE DAMPERS (WITH ACCESS DOORS) AT THE FOLLOWING POINTS:
A.	POINT OF PASSING THROUGH SHAFI WALLS TO CONNECT VERTICAL RISERS.
B.	WHERE PASSING THROUGH FLOOR OR ROOF CONSTRUCTION.
C.	WHERE PASSING THROUGH FIRE RATED PARTITIONS (REFER TO ARCHITECTURAL DRAWING FOR LOCATION OF FIRE RATED PARTITION).
D.	WHERE INDICATED OR REQUIRED BY CODE.
9.	FINISHED CONSTRUCTION ACCESS IS REQUIRED BELOW ALL DAMPERS, VALVES, COILS, FILTERS, EXPANSION JOINTS AND AIR TERMINAL BOXES.
10.	REFER TO DRAWINGS REGARDING THE LOCATION OF ROOM THERMOSTATS AND SWITCHES.
11.	FOR EXACT LOCATION OF REGISTERS, DIFFUSERS AND GRILLES IN HANG CEILINGS, SEE ARCHITECTURAL REFLECTED CEILING PLANS.
12.	PROVIDE INSULATED CONDENSATE DRAIN TO NEAREST FLOOR DRAIN FOR ALL AC UNITS.
13.	FOR CONNECTION DETAILS FOR EQUIPMENT, SEE DETAILS DRAWING.
14.	ALL LINEAR DIFFUSERS ARE TO BE COORDINATED WITH ARCHITECTURAL REFLECTED CEILING PLANS FOR EXACT LENGTHS AND LOCATIONS. QUANTITIES OF THE LINEAR DIFFUSERS SHALL BE AS PER MECHANICAL DRAWINGS. ACTIVE PLENUM SECTIONS SHALL BE OF SIZE AS SHOWN ON MECHANICAL DRAWINGS. EACH BRANCH TAP SERVING THE LINEAR DIFFUSER SHALL BE PROVIDED WITH A VOLUME DAMPER (CDD) WHICH SHALL BE OPERABLE THROUGH THE ROOM SIDE FACE OF THE DIFFUSER.
15.	FOR AREAS WITH UNACCESSIBLE CEILINGS, VOLUME DAMPERS SHALL BE PROVIDED WITH METAL CABLE OPERATORS FOR REMOTE OPERATION OF DAMPERS.
16.	ALL DUCTWORK IS TO BE KEPT AS HIGH AS POSSIBLE SO AS TO MAINTAIN CEILING HEIGHTS SHOWN ON ARCHITECTURAL DRAWINGS. CEILING HEIGHT SHALL ACCOUNT FOR INSULATION THICKNESS.
17.	WHERE PIPING, LIGHTS AND DUCTWORK CONFLICT, DUCTWORK SHALL SET UP AND DOWN.
18.	PROVIDE ACOUSTICAL ENCLOSURES WITH ACCESS DOORS FOR ALL FANS AND AC UNITS ABOVE HANG CEILING.
19.	PROVIDE VOLUME DAMPERS FOR ALL AIR SUPPLY, RETURN, AND EXHAUST OUTLETS.
20.	PROVIDE SPECIAL SUPPORTS FOR ALL PIPING, DUCTWORK, ETC. TO PERMIT MOVEMENT AT ALL BUILDING EXPANSION JOINTS. FOR LOCATION, SEE ARCHITECTURAL PLANS.
21.	ALL MOTOR STARTERS LOCATED OUTDOORS OR EXPOSED TO WET OR DAMP CONDITIONS SHALL BE NEMA TYPE 3R.
22.	ALL PIPING LOCATED IN UNHEATED AREAS TO BE HEAT TRACED.
23.	PROVIDE FLEXIBLE DUCT & PIPE CONNECTIONS IN ALL DUCTWORK & PIPING CROSSING ALL BUILDING EXPANSION JOINTS. REFER TO ARCHITECTURAL & STRUCTURAL DRAWINGS FOR LOCATION OF BUILDING EXPANSION JOINTS.
24.	PROVIDE DRIP PAN UNDER ALL FAN COIL UNITS AND PACKAGED AC UNIT EVAPORATOR SECTIONS. INCLUDE LEAK DETECTOR WITH AC UNIT INTERLOCK AND ALARM.
26.	-
27.	ALL BOILER BREACHING SHALL BE 1" DOUBLE WALL AL-294C STAINLESS STEEL.
28.	PROVIDE 4" CONCRETE CURB AROUND ALL DUCTWORK PENETRATIONS THROUGH MEER FLOOR.
29.	EXTENT OF DUCTWORK SOUND LININGS:
a.	ALL SUPPLY AND RETURN DUCTS IN MECHANICAL EQUIPMENT ROOM OR A MINIMUM OF 30'-0" FROM DISCHARGE OF HVAC UNITS, WHICHEVER IS GREATER.
b.	UPSTREAM AND DOWNSTREAM OF EXHAUST FANS FOR MINIMUM DISTANCE OF 20'-0", ALL EXHAUST DUCTWORK AT 3RD FLOOR FROM TX-2-5.
c.	RESIDENTIAL UNIT HYBRID HEAT PUMP DISCHARGE PLENUM.
d.	ALL TOILET & KITCHEN EXHAUST BRANCH DUCTS.
e.	DOWNSTREAM OF FAN COIL UNITS FOR A MINIMUM DISTANCE OF 10'-0".
f.	ALL PLenums AT INTAKE SIDE OF RETURN AND EXHAUST FANS AND DISCHARGE SIDE OF SUPPLY FANS, VENTILATION INLET AND DISCHARGE OF EMERGENCY GENERATORS. PLENUM LININGS SHALL BE 2 INCH MINIMUM 1/2 LB DENSITY. PROVIDE LINING FOR PLENUM WALLS, CEILINGS AND SHEETMETAL FLOORS.
g.	AIR TRANSFER AND JUMPER DUCTS.
h.	RETURN AIR SUB DUCTS AT SHAFI INTAKE OPENINGS FOR FULL LENGTH.
i.	ALL DUCTWORK SERVING SCREENING ROOM, ALL DUCTWORK AT 3RD FLOOR FROM AC-2-1.
j.	WHERE INDICATED ON DRAWINGS.
30.	PROVIDE VOLUME DAMPER AT THE BASE OF EACH SUPPLY & EXHAUST DUCT RISER
31.	PROVIDE FIRE DAMPER AT ALL RATED WALL PENETRATIONS.
32.	PROVIDE 6" HIGH CONCRETE PAD FOR ALL CORRIDOR UNITS, MAKE-UP AIR UNITS, AIR HANDLING UNITS & FAN COIL UNITS THAT





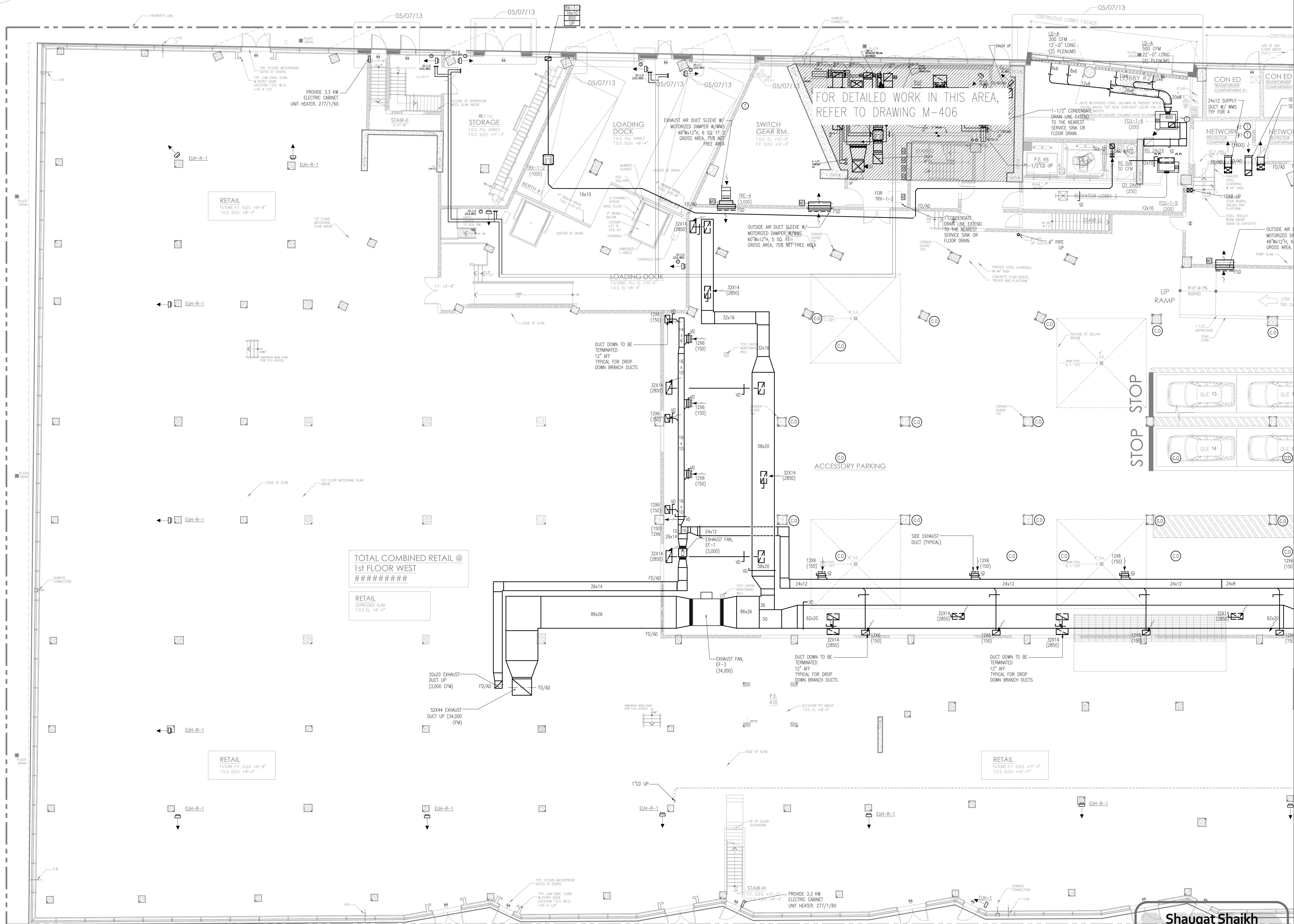






12TH AVENUE

- NOTE:
1. ALL THE DUCT PENETRATIONS THRU THE WALL SHALL BE PERPENDICULAR.
  2. PITCH ALL THE CONDENSATE DRAIN LINES TOWARDS THE NEAREST FLOOR DRAIN.
  3. ALL THE CH DUCTS SHALL BE INSULATION AS PER THE SPECIFICATION.
  4. PROVIDE CONDENSATE PUMPS AND AUXILIARY STAINLESS STEEL DRAIN PAN FOR ALL FAN COIL UNITS AND AIR HANDLING UNITS.
  5. ALL BRANCH DUCTS SHALL BE EQUIPPED WITH VOLUME DAMPERS FOR AIR BALANCING.
  6. ALL FIRE DAMPERS SHALL BE PROVIDED WITH ACCESS DOORS.
  7. FOR THE VFD'S NOT IN THE SIGHT OF THE EQUIPMENT IT SERVICES PROVIDE LOCAL DISCONNECT SWITCH.
  8. PROVIDE MANUAL HIGH PERFORMANCE BUTTERFLY VALVES AT EACH HORONIC LOOP. FOR SERVICE ISOLATION.
  9. ALL FIRE DAMPERS (FD) SHALL BE PROVIDED WITH ACCESS DOORS (AD). COORDINATE FOR ACCESS DOOR LOCATION WITH ARCHITECT.



**Shauqat Shaikh**  
*Shauqat Shaikh*  
**Buildings**  
APPROVED  
Under Directive 2 of 1975  
Date/Time: Oct 31, 2013 - 11:57 AM  
**NYC Development Hub**  
NOT FOR CONSTRUCTION

TO THE BEST OF MY KNOWLEDGE, BELIEF AND PROFESSIONAL JUDGMENT, THESE PLANS AND SPECIFICATIONS PREPARED BY THIS OFFICE FOR THE REFERENCE PROJECT ARE IN COMPLIANCE WITH THE ENERGY CONSERVATION CONSTRUCTION CODE OF NEW YORK CITY - EFFECTIVE MAY 2010.

NYC BUILDING DEPARTMENT APPROVAL NOTE:  
THIS PLAN IS APPROVED ONLY FOR WORK INDICATED ON THE APPLICATION SPECIFICATION SHEET. ALL OTHER MATTERS SHOWN ARE NOT TO BE RELIED UPON, OR TO BE CONSIDERED EITHER AS BEING APPROVED OR IN ACCORDANCE WITH APPLICABLE CODES.

PROJECT:  
**625 WEST 57TH STREET**  
RESIDENTIAL / MIXED USE DEVELOPMENT  
WEST 57th STREET & 12th AVENUE  
NEW YORK, NEW YORK

OWNER/DEVELOPER:  
**Durst Pyramid LLC**  
One Bryant Park  
New York, NY 10036

ARCHITECT:  
**SLCE Architects, LLP**  
841 BROADWAY  
NEW YORK, NY 10003  
TEL: (212) 979-5400

DESIGN ARCHITECT:  
**BIG**  
601 W. 26th St. Suite 1255  
New York, NY 10001  
USA  
347 964 3666  
www.big.dk

STRUCTURAL ENGINEER:  
**Thornton Tomasetti, Inc.**  
51 Madison Avenue  
New York, NY 10010-1603  
T 917.661.7800 F 917.661.7801

M.E.P.P. ENGINEER:  
**DAGHER ENGINEERING, PLLC**  
29 Broadway, New York, NY 10006  
T 212.480.2591 F 212.480.2654

LANDSCAPE ARCHITECT:  
**STARR WHITEHOUSE**  
Landscape Architects  
and Planners PLLC  
80 Maiden Lane, Suite 1901  
New York, New York 10038  
T 212.487.3272 F 212.487.3273

GEOTECHNICAL AND CIVIL ENGINEERING:  
**Langan Engineering & Environmental Services**  
Phone: 212.479.5400 Fax: 212.479.5444  
21 Penn Plaza, 360 West 31st Street, 8th Floor  
New York, NY

CONSTRUCTION MANAGER:  
**Hunter Roberts Construction Group**  
2 World Financial Center  
New York, NY 10281

TRAFFIC CONSULTANT:  
**PHILIP HABIB & ASSOCIATES**  
226 WEST 26TH STREET  
NEW YORK, NEW YORK 10001

BUILDING ENVELOPE CONSULTANT:  
**IBA**  
Israel Berger and Associates, LLC  
360 PARK AVENUE SOUTH, 15th FLOOR  
New York, NY 10016  
TEL: (212) 689-5389 FAX: (212) 689-6449

LIGHTING DESIGNER:  
**bpi Brandston Partnership Inc.**  
302 Fifth Avenue, New York, NY 10001  
main: 212.924.4050

COMMISSIONING AGENT:  
**THE FULCRUM GROUP**  
61 BROADWAY SUITE 1605  
NEW YORK, NY 10006

NO.	DATE	REVISION
01	08-21-2013	ISSUED FOR DOB FILING
02	09-19-2013	BULLETIN #12
03	09-20-2013	BULLETIN #10
04	07-09-2013	BULLETIN #8
05	04-01-2013	BULLETIN #4
06	04-15-2013	ISSUED FOR DOB FILING
07	05-30-2012	DESIGN DEVELOPMENT ISSUANCE

NO. DATE REVISION

NB#

NORTH

KEY PLAN:

DRAWING TITLE:

PARTIAL 1ST FLOOR MECHANICAL PLAN (WEST)

SEAL & SIGNATURE:

DATE:

PROJECT NO:

DRAWN BY: RK

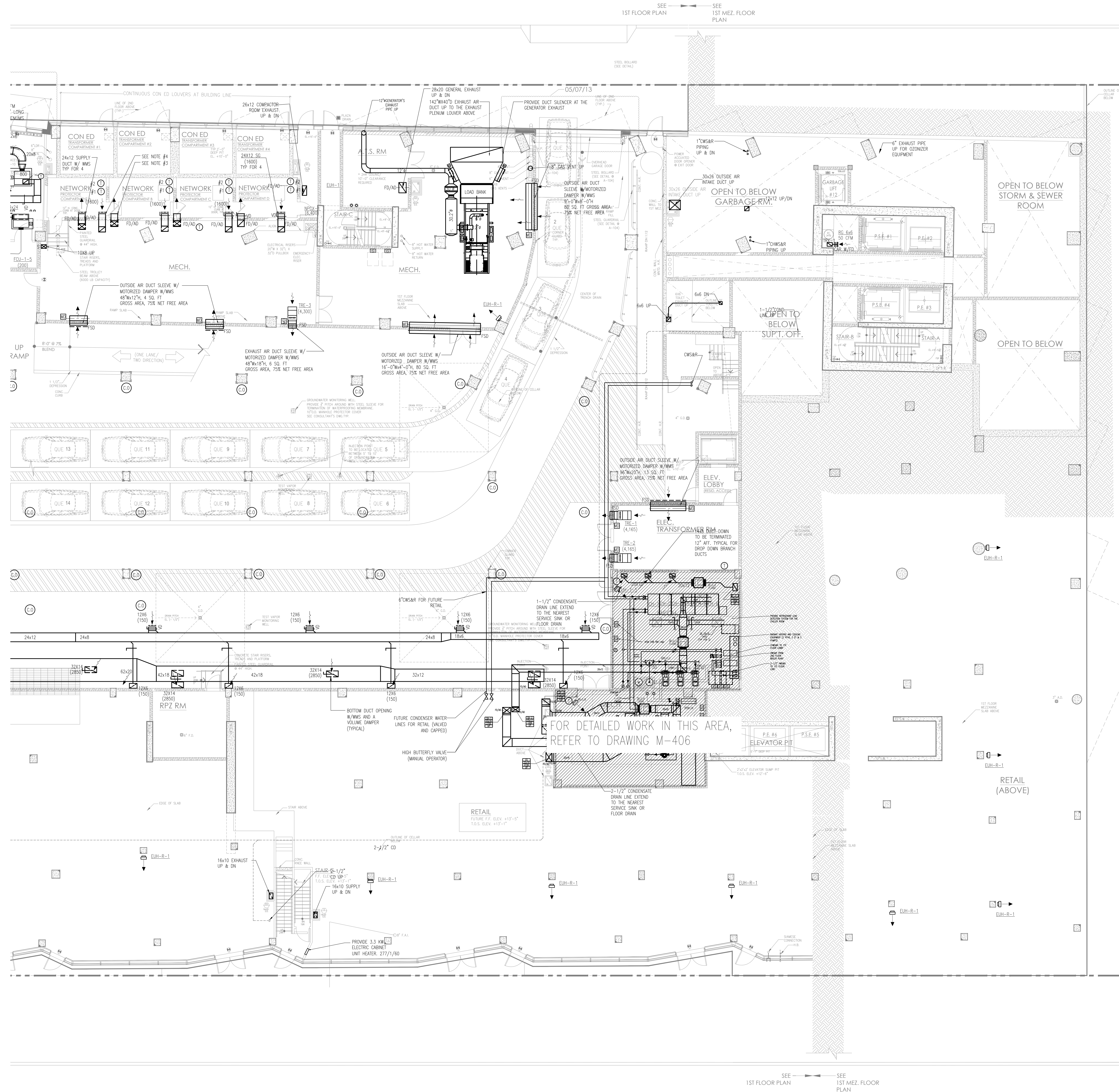
CHECKED BY: AT

DRAWING NO:

SHEET NO:

4 OF 89





- NOTE:
1. ALL THE DUCT PENETRATIONS THRU THE WALL SHALL BE TERRESTRIAL.
  2. PITCH ALL THE CONDENSATE DRAIN LINES TOWARDS THE NEAREST FLOOR DRAIN.
  3. ALL THE CAI DUCTS SHALL BE INSULATION AS PER THE SPECIFICATION.
  4. PROVIDE CONDENSATE PUMPS AND AUXILIARY STAINLESS STEEL DRAIN PAN FOR ALL FAN COIL UNITS AND AIR HANDLING UNITS.
  5. ALL BRANCH DUCTS SHALL BE EQUIPPED WITH VOLUME DAMPERS FOR AIR BALANCING.
  6. ALL FIRE DAMPERS SHALL BE PROVIDED WITH ACCESS DOORS.
  7. FOR THE VFD'S NOT IN THE SIGHT OF THE EQUIPMENT IT SERVES PROVIDE LOCAL DISCONNECT SWITCH.
  8. PROVIDE MANUAL HIGH PERFORMANCE BUTTERFLY VALVES AT EACH HYDROLOGIC LOOP FOR SERVICE ISOLATION.
  9. ALL FIRE DAMPERS (FD) SHALL BE PROVIDED WITH ACCESS DOORS (AD). COORDINATE FOR ACCESS DOOR LOCATION WITH ARCHITECT.

**Shauqat Shaikh**  
Buildings  
APPROVED  
Under Directive 2 of 1975  
Date/Time: Oct 31, 2013 - 11:57 AM  
**NYC Development Hub**  
NOT FOR CONSTRUCTION

TO THE BEST OF MY KNOWLEDGE, BELIEF AND PROFESSIONAL JUDGMENT, THESE PLANS AND SPECIFICATIONS PREPARED BY THIS OFFICE FOR THE REFERENCE PROJECT ARE IN COMPLIANCE WITH THE ENERGY CONSERVATION CONSTRUCTION CODE OF NEW YORK CITY - EFFECTIVE MAY 2010.

NYC BUILDING DEPARTMENT APPROVAL NOTE:  
THIS PLAN IS APPROVED ONLY FOR WORK INDICATED ON THE APPLICATION SPECIFICATION SHEET. ALL OTHER MATTERS SHOWN ARE NOT TO BE RELIED UPON, OR TO BE CONSIDERED EITHER AS BEING APPROVED OR IN ACCORDANCE WITH APPLICABLE CODES.

PROJECT:  
**625 WEST 57TH STREET**  
RESIDENTIAL / MIXED USE DEVELOPMENT  
WEST 57TH STREET & 12TH AVENUE  
NEW YORK, NEW YORK

OWNER/DEVELOPER:  
**Durst Pyramid LLC**  
One Bryant Park  
New York, NY 10036

ARCHITECT:  
**SLCE Architects, LLP**  
841 BROADWAY  
NEW YORK, NY 10003  
TEL.: (212) 979-5400

DESIGN ARCHITECT:  
**BIG**  
601 W. 26th St. Suite 1255  
New York, NY 10001  
USA  
347 964 3656  
www.big.dk

STRUCTURAL ENGINEER:  
**Thornton Tomasetti, Inc.**  
51 Madison Avenue  
New York, NY 10010-1603  
T 917.661.7800 F 917.661.7801

M.E.P.P. ENGINEER:  
**DE**  
DAGHER ENGINEERING, PLLC  
29 Broadway, New York, NY 10006  
T 212.480.2591 F 212.480.2654

LANDSCAPE ARCHITECT:  
**STARR WHITEHOUSE**  
Landscape Architects  
and Planners PLLC  
80 Macken Lane, Suite 1901  
New York, New York 10038  
T 212.487.3272

GEOTECHNICAL AND CIVIL ENGINEERING:  
**Langan Engineering & Environmental Services**  
Phone: 212.479.5400 Fax: 212.479.5444  
21 Penn Plaza, 360 West 31st Street, 8th Floor  
New York, NY

CONSTRUCTION MANAGER:  
**Hunter Roberts Construction Group**  
2 World Financial Center  
New York, NY 10036

TRAFFIC CONSULTANT:  
**PHILIP HABIB & ASSOCIATES**  
226 WEST 26TH STREET  
NEW YORK, NEW YORK 10001

BUILDING ENVELOPE CONSULTANT:  
**IBA**  
Israel Berger and Associates, LLC  
360 PARK AVENUE SOUTH, 15th FLOOR  
New York, NY 10016  
TEL.: (212) 689-5389 FAX: (212) 689-6449

LIGHTING DESIGNER:  
**bpi** Brandston Partnership Inc.  
302 Fifth Avenue, New York, NY 10001  
main: 212.924.4050

COMMISSIONING AGENT:  
**THE FULCRUM GROUP**  
61 BROADWAY SUITE 1605  
NEW YORK, NY 10006

REVISIONS

NO.	DATE	REVISION
01	08-23-2013	ISSUED FOR DOB FILING
02	09-19-2013	BULLETIN #12
03	09-20-2013	BULLETIN #10
04	07-02-2013	BULLETIN #8
05	04-01-2013	BULLETIN #4
06	04-15-2013	ISSUED FOR DOB FILING
07	05-30-2013	DESIGN DEVELOPMENT INSURANCE

Scale: 1" = 10'-0"

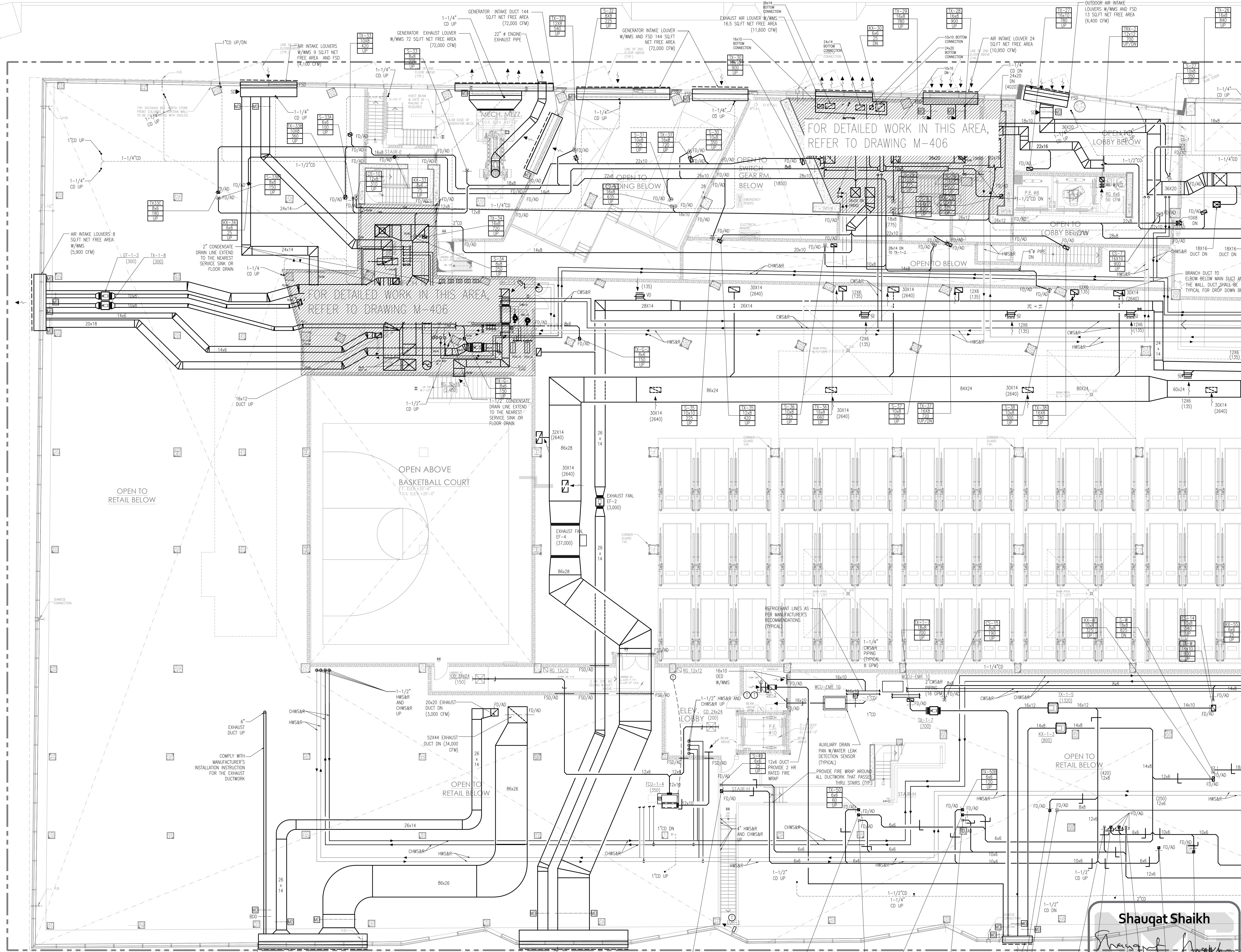
KEY PLAN:

DRAWING TITLE:  
**PARTIAL 1ST FLOOR MECHANICAL PLAN (EAST)**

SEAL & SIGNATURE:  
**Shauqat Shaikh**  
DATE: 10/31/2013  
PROJECT NO.:  
DRAWN BY: RK  
CHECKED BY: AT  
DATE: 10/31/2013  
SHEET NO.:  
**M-103.00**  
5 OF 89



12TH AVENUE



- NOTE:
1. ALL THE DUCT PENETRATIONS THRU THE WALL SHALL BE PERPENDICULAR.
  2. 28" ROOF FLEX (OD) UP. REFER TO FLEX RISER DIAGRAM. ROOF FLEX SHALL BE DOUBLE WALL WITH 1" AIR SPACE.
  3. ALL THE CH DUCTS SHALL BE INSULATION AS PER THE SPECIFICATION.
  4. PROVIDE CONDENSATE PUMPS AND AUXILIARY STAINLESS STEEL DRAIN PAN FOR ALL FAN COIL UNITS AND AIR HANDLING UNITS.
  5. PROVIDE WALL MOUNTED PROGRAMMABLE THERMOSTAT FOR ALL FAN COIL UNITS AND AIR HANDLING UNITS.
  6. ALL BRANCH DUCTS SHALL BE EQUIPPED WITH VOLUME DAMPERS FOR AIR BALANCING.
  7. ALL FIRE DAMPERS SHALL BE PROVIDED WITH ACCESS DOORS.
  8. FOR THE VETS NOT IN THE SIGHT OF THE EQUIPMENT IT SERVES PROVIDE LOCAL DISCONNECT SWITCH.
  9. FOR ALL AHU's AND FCU's
  10. a) PROVIDE INTERNAL LING 15'-0" DOWNSTREAM OF THE SUPPLY FAN b) PROVIDE INTERNAL LING FOR THE RETURN DUCTWORK.
  11. c) PROVIDE CONDENSATE PUMP PER UNIT, AUXILIARY DRAIN PAN FOR EACH UNIT. PROVIDE LEAK DETECTOR SENSOR IN EACH DRAIN PAN ROUTE ALL THE CONDENSATE DRAIN LINES TO NEAREST FLOOR DRAIN.
  12. FOR ALL AIR HANDLING UNITS SERVING CORRIDOR & VENTILATION UNIT. PROVIDE INTERNAL LING 15'-0" DOWNSTREAM UP THE SUPPLY FAN.
  13. PROVIDE MANUAL HIGH PERFORMANCE BUTTERFLY VALVES AT EACH HYDRONIC LOOP FOR SERVICE ISOLATION.
  14. ALL FIRE DAMPERS (FD) SHALL BE PROVIDED WITH ACCESS DOORS (AD). COORDINATE FOR ACCESS DOOR LOCATION WITH ARCHITECT.

**Shauqat Shaikh**  
APPROVED  
Under Directive 2 of 1975  
Date/Time: Oct 31, 2013 - 11:57 AM  
**NYC Development Hub**

**NOT FOR CONSTRUCTION**

TO THE BEST OF MY KNOWLEDGE AND BELIEF, THE INFORMATION CONTAINED HEREIN AND THE SPECIFICATIONS PREPARED IN THIS OFFICE FOR THE REFERENCE PROJECT ARE IN COMPLIANCE WITH THE ENERGY CONSERVATION CONSTRUCTION CODE OF NEW YORK CITY - EFFECTIVE MAY 2010.

NYC BUILDING DEPARTMENT APPROVAL NOTE: THIS PLAN IS APPROVED ONLY FOR WORK INDICATED ON THE APPLICATION SPECIFICATION SHEET. ALL ALTERATIONS TO THESE PLANS IN ANY WAY, IF ALTERED, UPON, OR TO BE CONSIDERED EITHER AS BEING APPROVED OR IN ACCORDANCE WITH APPLICABLE CODES.

PROJECT:  
**625 WEST 57TH STREET**  
RESIDENTIAL / MIXED USE DEVELOPMENT  
WEST 57TH STREET & 12TH AVENUE  
NEW YORK, NEW YORK

OWNER/DEVELOPER:  
**Durst Pyramid LLC**  
One Bryant Park  
New York, NY 10036

ARCHITECT:  
**SLCEArchitects, LLP**  
841 BROADWAY  
NEW YORK, NY 10003  
TEL.: (212) 979-5400

DESIGN ARCHITECT:  
**BIG**  
601 W. 26th St. Suite 1255  
New York, NY 10001  
USA  
347 964 1666  
www.big.dk

STRUCTURAL ENGINEER:  
**Thornton Tomasetti**  
Thornton Tomasetti, Inc.  
51 Madison Avenue  
New York, NY 10010-1603  
T 917.661.7800 F 917.661.7801

M.E.P.P. ENGINEER:  
**DE**  
DAGHER ENGINEERING, PLLC  
29 Broadway, New York, NY 10006  
T 212.480.2591 F 212.480.2654

LANDSCAPE ARCHITECT:  
**STARR WHITEHOUSE**  
Landscape Architects  
and Planners PLLC  
80 Maiden Lane, Suite 1901  
New York, New York 10038  
T 212.487.3272 F 212.487.3273

GEOTECHNICAL AND CIVIL ENGINEERING:  
**Langan Engineering & Environmental Services**  
Phone: 212.479.5400 Fax: 212.479.5444  
21 Penn Plaza, 360 West 31st Street, 8th Floor  
New York, NY

CONSTRUCTION MANAGER:  
**Hunter Roberts**  
Construction Group  
2 World Financial Center  
New York, NY 10281

TRAFFIC CONSULTANT:  
**PHILIP HABIB & ASSOCIATES**  
226 WEST 26TH STREET  
NEW YORK, NEW YORK 10001

BUILDING ENVELOPE CONSULTANT:  
**IIBA**  
Israel Berger and Associates, LLC  
360 PARK AVENUE SOUTH, 15th FLOOR  
New York, NY 10016  
TEL.: (212) 689-5389 FAX: (212) 689-6449

LIGHTING DESIGNER:  
**bpi** Brandston Partnership Inc.  
302 Fifth Avenue, New York, NY 10001  
main: 212.924.4050

COMMISSIONING AGENT:  
**THE FULCRUM GROUP**  
61 BROADWAY SUITE 1605  
NEW YORK, NY 10006

REVISIONS:

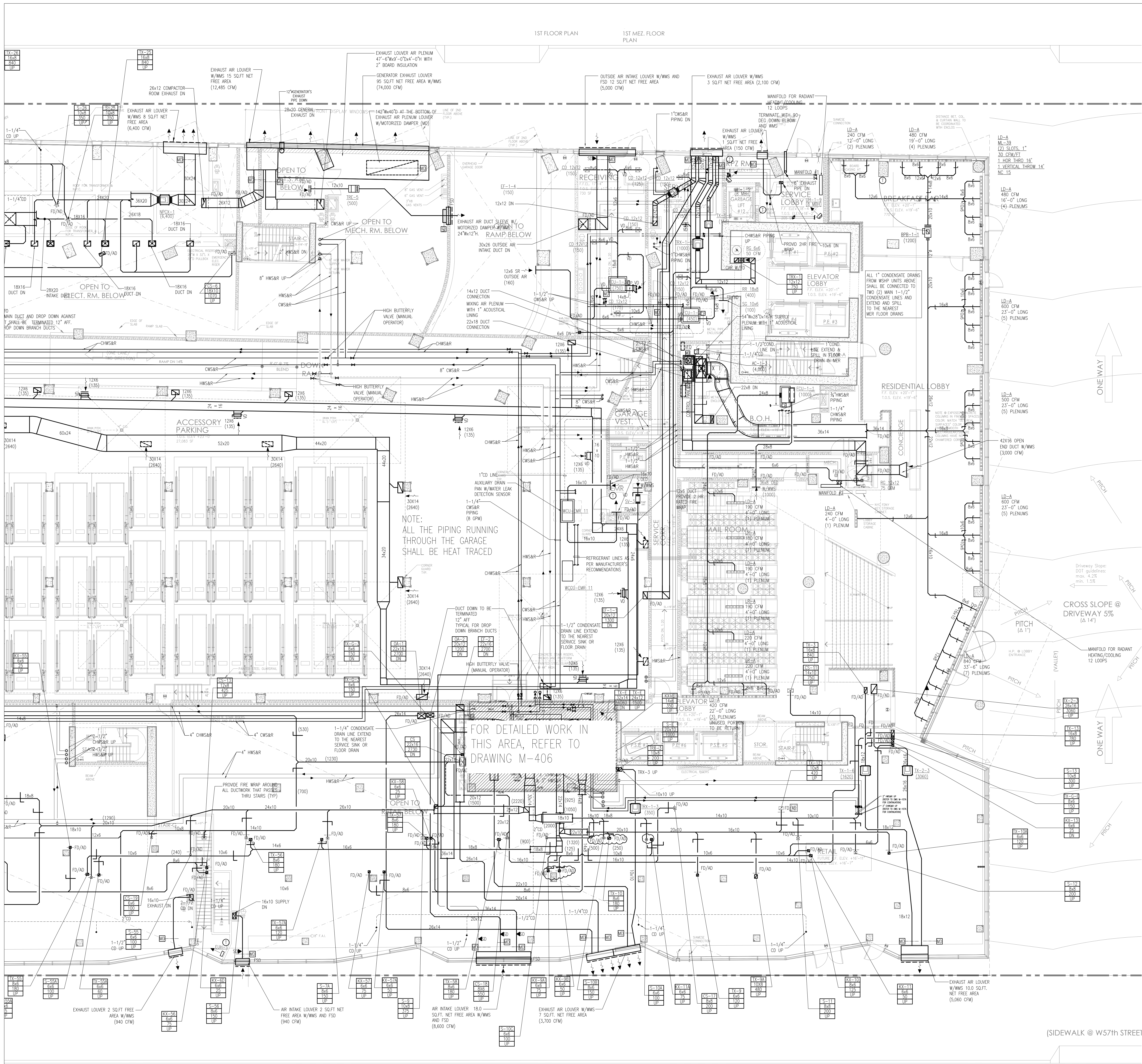
No.	DATE	REVISION
01-21-2013	ISSUED FOR DOB FILING	
06-19-2013	BULLETIN #12	
06-20-2013	BULLETIN #10	
07-01-2013	BULLETIN #8	
08-01-2013	BULLETIN #4	
08-15-2013	ISSUED FOR DOB FILING	
09-30-2013	DESIGN DEVELOPMENT INSURANCE	

DATE: \_\_\_\_\_  
PROJECT NO.: \_\_\_\_\_  
DRAWN BY: RK  
CHECKED BY: AT  
DATE: \_\_\_\_\_  
PROJECT NO.: \_\_\_\_\_  
DRAWN BY: \_\_\_\_\_  
CHECKED BY: \_\_\_\_\_  
DATE: \_\_\_\_\_  
PROJECT NO.: \_\_\_\_\_  
DRAWN BY: \_\_\_\_\_  
CHECKED BY: \_\_\_\_\_

DRAWING TITLE:  
**PARTIAL 1ST FLOOR MEZZ. MECHANICAL PLAN (WEST)**

SEAL & SIGNATURE:  
**M-104.00**  
SHEET NO.: 6 OF 89





Shauqat Shaikh  
Buildings

APPROVED  
Under Directive 2 of 1975  
Date/Time: Oct 31, 2013 - 11:57 AM  
NYC Development Hub

NOT FOR CONSTRUCTION

TO THE BEST OF MY KNOWLEDGE, BELIEF AND PROFESSIONAL JUDGMENT, THESE PLANS AND SPECIFICATIONS PREPARED BY THIS OFFICE FOR THE REFERENCE PROJECT ARE IN COMPLIANCE WITH THE ENERGY CONSERVATION CONSTRUCTION CODE OF NEW YORK CITY - EFFECTIVE MAY 2010.

NYC BUILDING DEPARTMENT APPROVAL NOTE:  
THIS PLAN IS APPROVED ONLY FOR WORK INDICATED ON THE APPLICATION SPECIFICATION SHEET. ALL OTHER MATTERS SHOWN ARE NOT TO BE RELIED UPON, OR TO BE CONSIDERED EITHER AS BEING APPROVED OR IN ACCORDANCE WITH APPLICABLE CODES.

WARNINGS: IT IS A VIOLATION OF THE NEW YORK STATE EDUCATION LAW FOR ANY PERSON, UNLESS ACTING UNDER THE DIRECTION OF A LICENSED PROFESSIONAL ENGINEER, TO ALTER ANY ITEM ON THESE PLANS IN ANY WAY IF THE ALTERATIONS TO THESE PLANS ARE MADE, THE ALTERATIONS SHALL BE MADE IN ACCORDANCE WITH ARTICLE 145, SUBSECTION 7.00B OF THE NEW YORK STATE EDUCATION LAW.

PROJECT:  
625 WEST 57TH STREET  
RESIDENTIAL / MIXED USE DEVELOPMENT  
WEST 57TH STREET & 12TH AVENUE  
NEW YORK, NEW YORK

OWNER/DEVELOPER:  
Durst Pyramid LLC  
One Bryant Park  
New York, NY 10036

ARCHITECT:  
SLCEArchitects, LLP  
841 BROADWAY  
NEW YORK, NY 10003  
TEL.: (212) 979-5400

DESIGN ARCHITECT:  
BIG  
601 W. 26th St. Suite 1255  
New York, NY 10001  
USA  
347 964 3666  
www.big.dk

STRUCTURAL ENGINEER:  
Thornton Tomasetti  
Thornton Tomasetti, Inc.  
51 Madison Avenue  
New York, NY 10010-1603  
T 917.661.7800 F 917.661.7801

M.E.P.P. ENGINEER:  
DAGHER ENGINEERING, PLLC  
29 BROADWAY, NEW YORK, NY 10006  
T 212.480.2591 F 212.480.2654

LANDSCAPE ARCHITECT:  
STARR WHITEHOUSE  
Landscape Architects  
and Planners PLLC  
80 Maiden Lane, Suite 1901  
New York, New York 10038  
F 212.487.3273

GEOTECHNICAL AND CIVIL ENGINEERING:  
Langan Engineering & Environmental Services  
Phone: 212.479.5400 Fax: 212.479.5444  
21 Penn Plaza, 360 West 31st Street, 8th Floor  
New York, NY

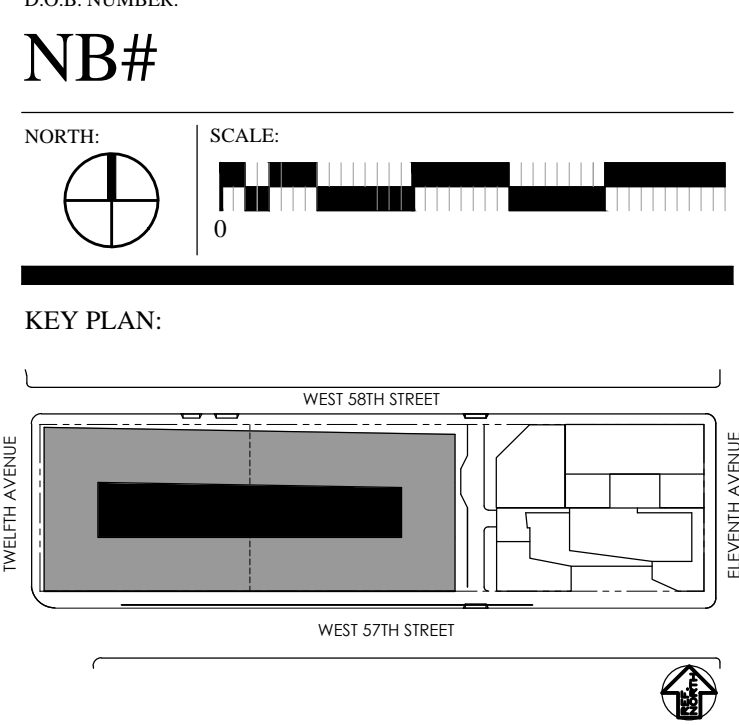
CONSTRUCTION MANAGER:  
Hunter Roberts  
Construction Group  
2 World Financial Center  
New York, NY 10036

TRAFFIC CONSULTANT:  
PHILIP HABIB & ASSOCIATES  
226 WEST 26TH STREET  
NEW YORK, NEW YORK 10001

BUILDING ENVELOPE CONSULTANT:  
IBA  
Israel Berger and Associates, LLC  
360 PARK AVENUE SOUTH, 15th FLOOR  
New York, NY 10016  
TEL.: (212) 689-5389 FAX: (212) 689-6449

LIGHTING DESIGNER:  
bpi Brandston Partnership Inc.  
302 Fifth Avenue, New York, NY 10001  
main: 212.924.4050

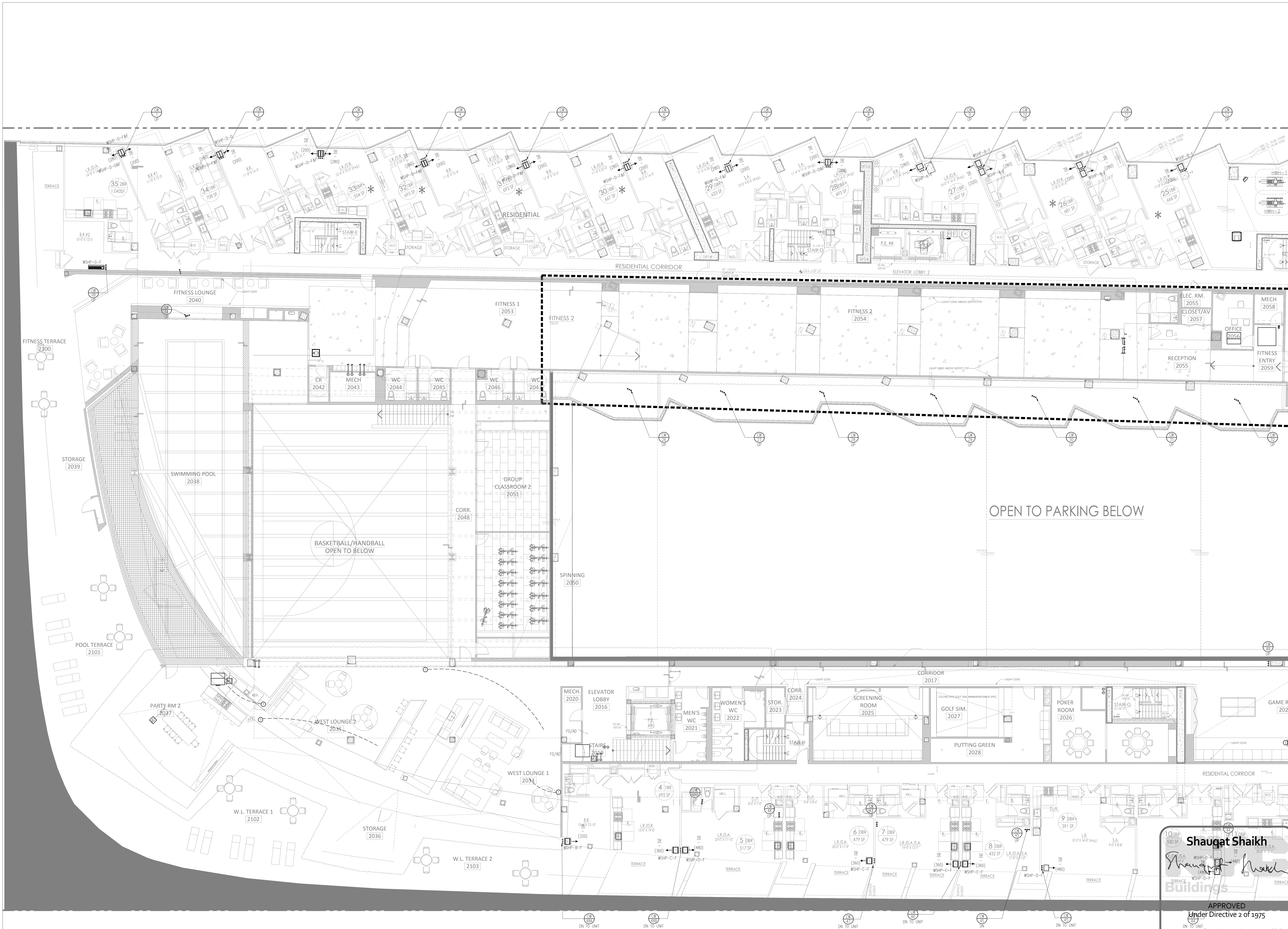
COMMISSIONING AGENT:  
THE FULCRUM GROUP  
61 BROADWAY SUITE 1605  
NEW YORK, NY 10006



DRAWING TITLE:  
PARTIAL 1ST FLOOR MEZZ.  
MECHANICAL PLAN (EAST)

SEAL & SIGNATURE:  
DATE:  
PROJECT NO.:  
DRAWN BY: RK  
CHECKED BY: AT  
DWG. NO.:  
M-105.00  
SHEET NO.:  
7 OF 89





PROJECT:  
**625 WEST 57TH STREET**  
RESIDENTIAL / MIXED USE DEVELOPMENT  
WEST 57TH STREET & 12TH AVENUE  
NEW YORK, NEW YORK

OWNER/DEVELOPER:  
**Durst Pyramid LLC**  
One Bryant Park  
New York, NY 10036

ARCHITECT:  
**SLCEArchitects, LLP**  
841 BROADWAY  
NEW YORK, NY 10003  
TEL: (212) 979-8400

DESIGN ARCHITECT:  
**BIG**  
601 W. 26th St. Suite 1255  
New York, NY 10001  
347 964 3666  
www.big.dk

STRUCTURAL ENGINEER:  
**Thornton Tomasetti**  
Thornton Tomasetti, Inc.  
51 Madison Avenue  
New York, NY 10010-1603  
T 917.661.7800 F 917.661.7801

M.E.P.P. ENGINEER:  
**DE**  
**DAGHER ENGINEERING, PLLC**  
29 Broadway, New York, NY 10006  
T 212.480.2591 F 212.480.2654

LANDSCAPE ARCHITECT:  
**STARR WHITEHOUSE**  
Landscape Architects  
and Planners PLLC  
80 Maiden Lane, Suite 1901  
New York, New York 10038  
T 212.487.3272 F 212.487.3273

GEOTECHNICAL AND CIVIL ENGINEERING:  
**Langan Engineering & Environmental Services**  
Phone: 212.479.5400 Fax: 212.479.5444  
21 Penn Plaza, 360 West 31st Street, 8th Floor  
New York, NY  
T 212.699.5399 FAX: (212) 699-6449

CONSTRUCTION MANAGER:  
**Hunter Roberts Construction Group**  
2 World Financial Center  
New York, NY 10281

TRAFFIC CONSULTANT:  
**PHILIP HABIB & ASSOCIATES**  
226 WEST 26TH STREET  
NEW YORK, NEW YORK 10001

BUILDING ENVELOPE CONSULTANT:  
**IBA**  
Israel Berger and Associates, LLC  
360 PARK AVENUE SOUTH, 15th FLOOR  
New York, NY 10016  
TEL: (212) 699-5399 FAX: (212) 699-6449

LIGHTING DESIGNER:  
**bpi** Brandston Partnership Inc.  
302 Fifth Avenue, New York, NY 10001  
main: 212.924.4050

COMMISSIONING AGENT:  
**THE FULCRUM GROUP**  
61 BROADWAY SUITE 1605  
NEW YORK, NY 10006

NO.	DATE	REVISION
01	10/31/13	ISSUED FOR DOB FILING
02	10/31/13	ISSUED FOR DEVELOPMENT INSURANCE
03	10/31/13	ISSUED FOR DOB FILING
04	10/31/13	ISSUED FOR DEVELOPMENT INSURANCE
05	10/31/13	ISSUED FOR DOB FILING
06	10/31/13	ISSUED FOR DEVELOPMENT INSURANCE
07	10/31/13	ISSUED FOR DOB FILING
08	10/31/13	ISSUED FOR DEVELOPMENT INSURANCE
09	10/31/13	ISSUED FOR DOB FILING
10	10/31/13	ISSUED FOR DEVELOPMENT INSURANCE
11	10/31/13	ISSUED FOR DOB FILING
12	10/31/13	ISSUED FOR DEVELOPMENT INSURANCE
13	10/31/13	ISSUED FOR DOB FILING
14	10/31/13	ISSUED FOR DEVELOPMENT INSURANCE
15	10/31/13	ISSUED FOR DOB FILING
16	10/31/13	ISSUED FOR DEVELOPMENT INSURANCE
17	10/31/13	ISSUED FOR DOB FILING
18	10/31/13	ISSUED FOR DEVELOPMENT INSURANCE
19	10/31/13	ISSUED FOR DOB FILING
20	10/31/13	ISSUED FOR DEVELOPMENT INSURANCE
21	10/31/13	ISSUED FOR DOB FILING
22	10/31/13	ISSUED FOR DEVELOPMENT INSURANCE
23	10/31/13	ISSUED FOR DOB FILING
24	10/31/13	ISSUED FOR DEVELOPMENT INSURANCE
25	10/31/13	ISSUED FOR DOB FILING
26	10/31/13	ISSUED FOR DEVELOPMENT INSURANCE
27	10/31/13	ISSUED FOR DOB FILING
28	10/31/13	ISSUED FOR DEVELOPMENT INSURANCE
29	10/31/13	ISSUED FOR DOB FILING
30	10/31/13	ISSUED FOR DEVELOPMENT INSURANCE
31	10/31/13	ISSUED FOR DOB FILING
32	10/31/13	ISSUED FOR DEVELOPMENT INSURANCE
33	10/31/13	ISSUED FOR DOB FILING
34	10/31/13	ISSUED FOR DEVELOPMENT INSURANCE
35	10/31/13	ISSUED FOR DOB FILING
36	10/31/13	ISSUED FOR DEVELOPMENT INSURANCE
37	10/31/13	ISSUED FOR DOB FILING
38	10/31/13	ISSUED FOR DEVELOPMENT INSURANCE
39	10/31/13	ISSUED FOR DOB FILING
40	10/31/13	ISSUED FOR DEVELOPMENT INSURANCE
41	10/31/13	ISSUED FOR DOB FILING
42	10/31/13	ISSUED FOR DEVELOPMENT INSURANCE
43	10/31/13	ISSUED FOR DOB FILING
44	10/31/13	ISSUED FOR DEVELOPMENT INSURANCE
45	10/31/13	ISSUED FOR DOB FILING
46	10/31/13	ISSUED FOR DEVELOPMENT INSURANCE
47	10/31/13	ISSUED FOR DOB FILING
48	10/31/13	ISSUED FOR DEVELOPMENT INSURANCE
49	10/31/13	ISSUED FOR DOB FILING
50	10/31/13	ISSUED FOR DEVELOPMENT INSURANCE
51	10/31/13	ISSUED FOR DOB FILING
52	10/31/13	ISSUED FOR DEVELOPMENT INSURANCE
53	10/31/13	ISSUED FOR DOB FILING
54	10/31/13	ISSUED FOR DEVELOPMENT INSURANCE
55	10/31/13	ISSUED FOR DOB FILING
56	10/31/13	ISSUED FOR DEVELOPMENT INSURANCE
57	10/31/13	ISSUED FOR DOB FILING
58	10/31/13	ISSUED FOR DEVELOPMENT INSURANCE
59	10/31/13	ISSUED FOR DOB FILING
60	10/31/13	ISSUED FOR DEVELOPMENT INSURANCE
61	10/31/13	ISSUED FOR DOB FILING
62	10/31/13	ISSUED FOR DEVELOPMENT INSURANCE
63	10/31/13	ISSUED FOR DOB FILING
64	10/31/13	ISSUED FOR DEVELOPMENT INSURANCE
65	10/31/13	ISSUED FOR DOB FILING
66	10/31/13	ISSUED FOR DEVELOPMENT INSURANCE
67	10/31/13	ISSUED FOR DOB FILING
68	10/31/13	ISSUED FOR DEVELOPMENT INSURANCE
69	10/31/13	ISSUED FOR DOB FILING
70	10/31/13	ISSUED FOR DEVELOPMENT INSURANCE
71	10/31/13	ISSUED FOR DOB FILING
72	10/31/13	ISSUED FOR DEVELOPMENT INSURANCE
73	10/31/13	ISSUED FOR DOB FILING
74	10/31/13	ISSUED FOR DEVELOPMENT INSURANCE
75	10/31/13	ISSUED FOR DOB FILING
76	10/31/13	ISSUED FOR DEVELOPMENT INSURANCE
77	10/31/13	ISSUED FOR DOB FILING
78	10/31/13	ISSUED FOR DEVELOPMENT INSURANCE
79	10/31/13	ISSUED FOR DOB FILING
80	10/31/13	ISSUED FOR DEVELOPMENT INSURANCE
81	10/31/13	ISSUED FOR DOB FILING
82	10/31/13	ISSUED FOR DEVELOPMENT INSURANCE
83	10/31/13	ISSUED FOR DOB FILING
84	10/31/13	ISSUED FOR DEVELOPMENT INSURANCE
85	10/31/13	ISSUED FOR DOB FILING
86	10/31/13	ISSUED FOR DEVELOPMENT INSURANCE
87	10/31/13	ISSUED FOR DOB FILING
88	10/31/13	ISSUED FOR DEVELOPMENT INSURANCE
89	10/31/13	ISSUED FOR DOB FILING
90	10/31/13	ISSUED FOR DEVELOPMENT INSURANCE
91	10/31/13	ISSUED FOR DOB FILING
92	10/31/13	ISSUED FOR DEVELOPMENT INSURANCE
93	10/31/13	ISSUED FOR DOB FILING
94	10/31/13	ISSUED FOR DEVELOPMENT INSURANCE
95	10/31/13	ISSUED FOR DOB FILING
96	10/31/13	ISSUED FOR DEVELOPMENT INSURANCE
97	10/31/13	ISSUED FOR DOB FILING
98	10/31/13	ISSUED FOR DEVELOPMENT INSURANCE
99	10/31/13	ISSUED FOR DOB FILING
100	10/31/13	ISSUED FOR DEVELOPMENT INSURANCE

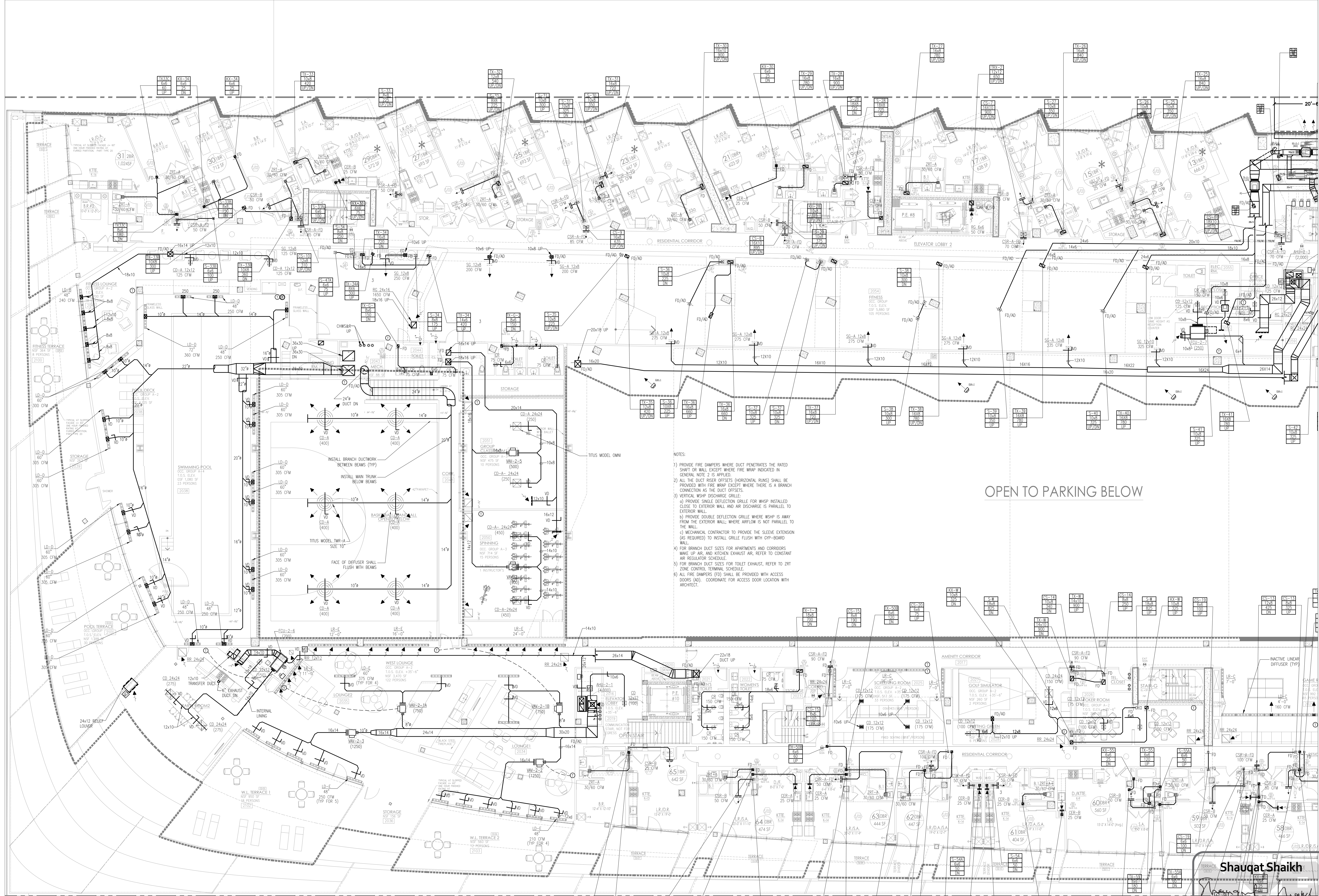
DRAWING TITLE:  
**PARTIAL 2ND FLOOR MECHANICAL PLAN (WEST) (PIPING)**

SEAL & SIGNATURE:  
DATE: 10/31/13  
PROJECT NO.: M-106A.00  
DRAWN BY: AT  
CHECKED BY: AT  
DWG. NO.: M-106A.00  
SHEET NO.: 1

WARNING: IT IS A VIOLATION OF THE NEW YORK STATE EDUCATION LAW FOR ANY PERSON, UNLESS ACTING UNDER THE DIRECTION OF A LICENSED PROFESSIONAL ENGINEER, TO ALTER ANY ITEM ON THESE PLANS IN ANY WAY. IF ALTERATIONS TO THESE PLANS ARE MADE, THE ALTERATIONS SHALL BE MADE IN ACCORDANCE WITH ARTICLE 145, SUBSECTION 7209 OF THE NEW YORK STATE EDUCATION LAW.

NYC BUILDING DEPARTMENT APPROVAL NOTE:  
THIS PLAN IS APPROVED ONLY FOR WORK INDICATED ON THE APPLICATION SPECIFICATION SHEET. ALL OTHER MATTERS SHOWN ARE NOT TO BE RELIED UPON, OR TO BE CONSIDERED EITHER AS BEING APPROVED OR IN ACCORDANCE WITH APPLICABLE CODES.





NOTE:

1. ALL THE DUCT PENETRATIONS THRU THE WALL SHALL BE PERPENDICULAR.
2. 2\"/>

10. FOR ALL AHU's AND FCU's

- a) PROVIDE INTERNAL LINING 15\"/>

- 11) FOR ALL AIR HANDLING UNITS SERVING CORRIDOR & VENTILATION UNIT; PROVIDE INTERNAL LINING 15\"/>

- 12) PROVIDE MANUAL HIGH PERFORMANCE BUTTERFLY VALVES AT EACH HYDRAULIC LOOP FOR SERVICE ISOLATION.

NOTES:

- 1) PROVIDE FIRE DAMPERS WHERE DUCT PENETRATES THE RATED SHAF
- 2) ALL THE DUCT RISER OFFSETS (HORIZONTAL RUNS) SHALL BE PROVIDED WITH FIRE WRAP EXCEPT WHERE THERE IS A BRANCH CONNECTION AS THE DUCT OFFSETS
- 3) VERTICAL WSP DISCHARGE GRILLE:  
a) PROVIDE SINGLE DEFLECTION GRILLE FOR WSP INSTALLED CLOSE TO EXTERIOR WALL AND AIR DISCHARGE IS PARALLEL TO EXTERIOR WALL.  
b) PROVIDE DOUBLE DEFLECTION GRILLE WHERE WSP IS AWAY FROM THE EXTERIOR WALL WHERE AIRFLOW IS NOT PARALLEL TO THE WALL.  
c) MECHANICAL CONTRACTOR TO PROVIDE THE SLEEVE EXTENSION (AS REQUIRED) TO INSTALL GRILLE FLUSH WITH GYP-BOARD WALL.
- 4) FOR BRANCH DUCT SIZES FOR APARTMENTS AND CORRIDORS MAKE UP AIR AND KITCHEN EXHAUST AIR, REFER TO CONSTANT AIR REGULATOR SCHEDULE.
- 5) FOR BRANCH DUCT SIZES FOR TOILET EXHAUST, REFER TO ZRT ZONE CONTROL TERMINAL SCHEDULE.
- 6) ALL FIRE DAMPERS (FD) SHALL BE PROVIDED WITH ACCESS DOORS (AD). COORDINATE FOR ACCESS DOOR LOCATION WITH ARCHITECT.

OPEN TO PARKING BELOW

Shauqat Shaikh

APPROVED  
Under Directive 2 of 1975

Date/Time: Oct 31, 2013 - 11:57 AM

NYC Development Hub

NOT FOR CONSTRUCTION

TO THE BEST OF MY KNOWLEDGE, BELIEF AND PROFESSIONAL JUDGMENT, THESE PLANS AND SPECIFICATIONS PREPARED BY THIS OFFICE FOR THE REFERENCE PROJECT ARE IN COMPLIANCE WITH THE ENERGY CONSERVATION CONSTRUCTION CODE OF NEW YORK CITY - EFFECTIVE MAY 2010.

NYC BUILDING DEPARTMENT APPROVAL NOTE:  
THIS PLAN IS APPROVED ONLY FOR WORK INDICATED ON THE APPLICATION SPECIFICATION SHEET. ALL OTHER MATTERS SHOWN ARE NOT TO BE RELIED UPON, OR TO BE CONSIDERED EITHER AS BEING APPROVED OR IN ACCORDANCE WITH APPLICABLE CODES.

PROJECT:  
625 WEST 57TH STREET  
RESIDENTIAL / MIXED USE DEVELOPMENT  
WEST 57th STREET & 12th AVENUE  
NEW YORK, NEW YORK

OWNER/DEVELOPER:  
**Durst Pyramid LLC**  
One Bryant Park  
New York, NY 10036

ARCHITECT:  
**SLCE Architects, LLP**  
841 BROADWAY  
NEW YORK, NY 10003  
TEL: (212) 975-8409

DESIGN ARCHITECT:  
**BIG**  
601 W. 26th St. Suite 1255  
USA  
10019 New York, NY 10001  
Tel: +1 212 686 3666  
www.big.dk

STRUCTURAL ENGINEER:  
**Thornton Tomasetti**  
Thornton Tomasetti, Inc.  
61 Madison Avenue  
New York, NY 10010-1603  
T 917.661.7800 F 917.661.7801

M.E.P.P. ENGINEER:  
**DE**  
DAGHER ENGINEERING, PLLC  
29 Broadway, New York, NY 10006  
T 212.480.2591 F 212.480.2654

LANDSCAPE ARCHITECT:  
**STARR WHITEHOUSE**  
Landscape Architects  
and Planners PLLC  
80 Maiden Lane, Suite 1901  
New York, New York 10038  
T 212.487.3272 F 212.487.3273

GEOTECHNICAL AND CIVIL ENGINEERING:  
**Langan Engineering & Environmental Services**  
Phone: 212.479.5400 Fax: 212.479.5444  
21 Penn Plaza, 360 West 31st Street, 8th Floor  
New York, NY

CONSTRUCTION MANAGER:  
**Hunter Roberts**  
Construction Group  
2 World Financial Center  
New York, NY 10036

TRAFIC CONSULTANT:  
**PHILIP HABIB & ASSOCIATES**  
226 WEST 26TH STREET  
NEW YORK, NEW YORK 10001

BUILDING ENVELOPE CONSULTANT:  
**IBA**  
Israel Berger and Associates, LLC  
360 PARK AVENUE SOUTH, 15th FLOOR  
New York, NY 10016  
TEL: (212) 689-5389 FAX: (212) 689-6449

LIGHTING DESIGNER:  
**bpi** Brandston Partnership Inc.  
302 Fifth Avenue, New York, NY 10001  
main: 212.924.4050

COMMISSIONING AGENT:  
**THE FULCRUM GROUP**  
61 BROADWAY SUITE 1605  
NEW YORK, NY 10006

REVISIONS  
NO. DATE REVISION  
06-23-2013 ISSUED FOR DOB FILING  
06-19-2013 BULLETIN #12  
06-10-2013 BULLETIN #10  
07-01-2013 BULLETIN #8  
06-01-2013 BULLETIN #4  
06-01-2013 ISSUED FOR DOB FILING  
05-30-2012 DESIGN DEVELOPMENT ISSUANCE

DOOR NUMBER:  
**NB#**

KEY PLAN:  
WEST 57th STREET  
WEST 57th STREET

DRAWING TITLE:  
**PARTIAL 2ND FLOOR  
MECHANICAL PLAN (WEST)  
(DUCTWORK)**

DATE:  
PROJECT NO.:  
DRAWN BY: RK  
CHECKED BY: AT  
**M-106.00**  
SHEET NO.: 8 OF 89

SEAL & SIGNATURE:  
DATE:  
PROJECT NO.:  
DRAWN BY: RK  
CHECKED BY: AT  
**M-106.00**  
SHEET NO.: 8 OF 89

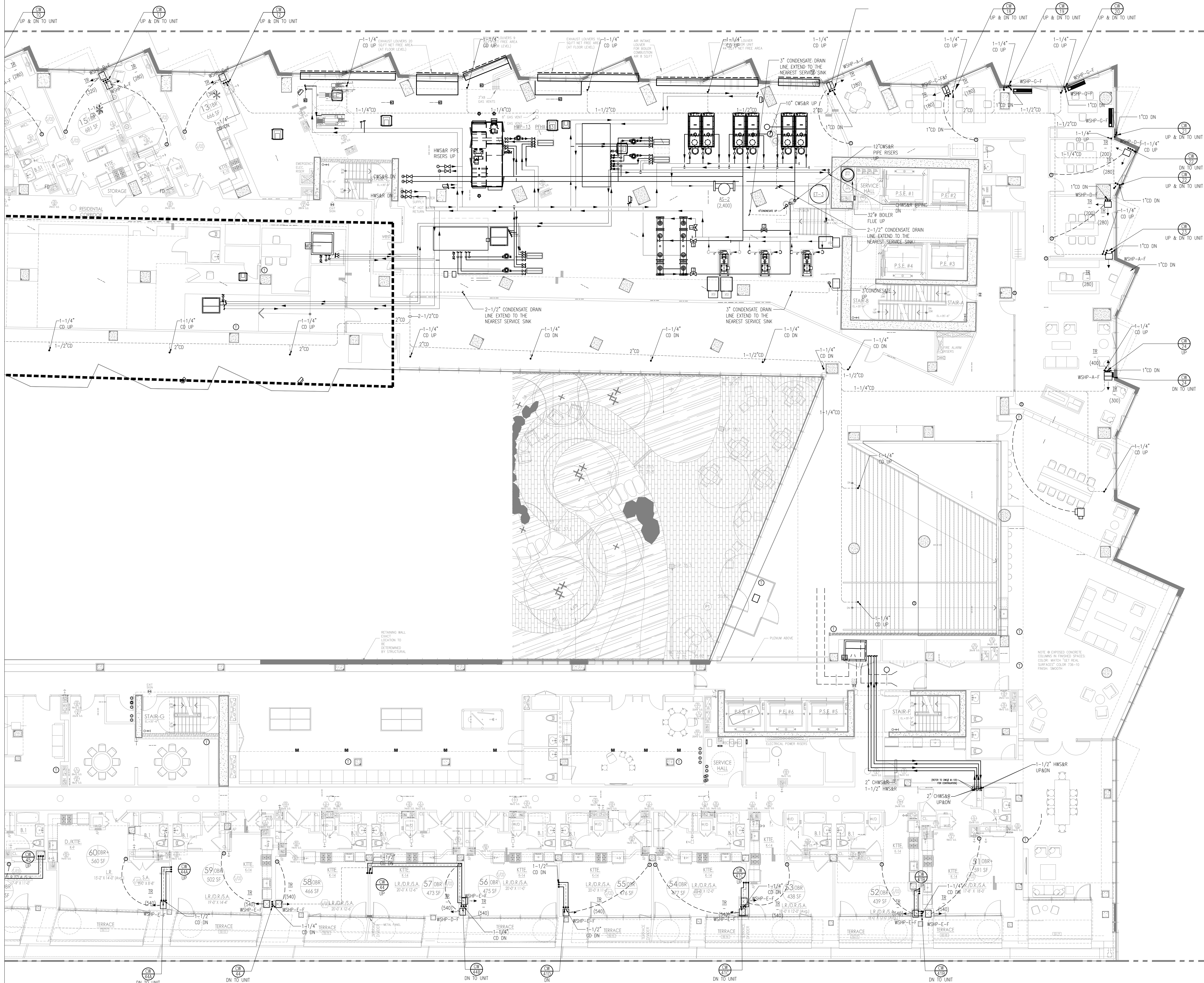












Shauqat Shaikh

Buildings

APPROVED

Under Directive 2 of 1975

Date/Time: Oct 31, 2013 - 11:57 AM

NYC Development Hub

NOT FOR CONSTRUCTION

TO THE BEST OF MY KNOWLEDGE, BELIEF AND PROFESSIONAL JUDGMENT, THESE PLANS AND SPECIFICATIONS PREPARED BY THIS OFFICE FOR THE REFERENCE PROJECT ARE IN COMPLIANCE WITH THE ENERGY CONSERVATION CONSTRUCTION CODE OF NEW YORK CITY - EFFECTIVE MAY 2010.

NYC BUILDING DEPARTMENT APPROVAL NOTE: THIS PLAN IS APPROVED ONLY FOR WORK INDICATED ON THE APPLICATION SPECIFICATION SHEET. ALL OTHER MATTERS SHOWN ARE NOT TO BE RELIED UPON, OR TO BE CONSIDERED EITHER AS BEING APPROVED OR IN ACCORDANCE WITH APPLICABLE CODES.

PROJECT:  
625 WEST 57TH STREET  
RESIDENTIAL / MIXED USE DEVELOPMENT  
WEST 57th STREET & 12th AVENUE  
NEW YORK, NEW YORK

OWNER/DEVELOPER:  
Durst Pyramid LLC  
One Bryant Park  
New York, NY 10036

ARCHITECT:  
SLCEArchitects, LLP  
841 BROADWAY  
NEW YORK, NY 10003  
TEL.: (212) 979-5400

DESIGN ARCHITECT:  
BIG  
601 W. 26th St. Suite 1255  
New York, NY 10001  
USA  
347 964 3666  
www.big.dk

STRUCTURAL ENGINEER:  
Thornton Tomasetti  
51 Madison Avenue  
New York, NY 10010-1603  
T 917.661.7800 F 917.661.7801

M.E.P.P. ENGINEER:  
DAGHER ENGINEERING, PLLC  
29 Broadway, New York, NY 10006  
T: 212.480.2591 F: 212.480.2654

LANDSCAPE ARCHITECT:  
STARR WHITEHOUSE  
Landscape Architects  
and Planners PLLC  
80 Maiden Lane, Suite 1901  
New York, New York 10038  
T 212.487.3272 F 212.487.3273

GEOTECHNICAL AND CIVIL ENGINEERING:  
Langan Engineering &  
Environmental Services  
Phone: 212.479.5400 Fax: 212.479.5444  
21 Penn Plaza, 360 West 31st Street, 8th Floor  
New York, NY

CONSTRUCTION MANAGER:  
Hunter Roberts  
Construction Group  
2 World Financial Center  
New York, NY 10036

TRAFFIC CONSULTANT:  
PHILIP HABIB & ASSOCIATES  
226 WEST 26TH STREET  
NEW YORK, NEW YORK 10001

BUILDING ENVELOPE CONSULTANT:  
IBA  
Israel Berger and Associates, LLC  
360 PARK AVENUE SOUTH, 15th FLOOR  
New York, NY 10016  
TEL.: (212) 689-5389 FAX: (212) 689-6449

LIGHTING DESIGNER:  
bpi Brandston Partnership Inc.  
302 Fifth Avenue, New York, NY 10001  
main: 212.924.4050

COMMISSIONING AGENT:  
THE FULCRUM GROUP  
61 BROADWAY SUITE 1605  
NEW YORK, NY 10006

09-25-2013 ISSUED FOR DOB FILING

09-19-2013 BULLETIN #12

09-09-2013 BULLETIN #10

07-09-2013 BULLETIN #8

04-01-2013 BULLETIN #4

04-15-2013 ISSUED FOR DOB FILING

05-30-2012 DESIGN DEVELOPMENT INSURANCE

No. DATE REVISION

DOB NUMBER:

NB#

NORTH

SCALE

KEY PLAN

DRAWING TITLE

PARTIAL 2ND FLOOR  
MECHANICAL PLAN (EAST)  
(PIPING)

SEAL & SIGNATURE:

DATE:

PROJECT NO.:

DRAWN BY: RK

CHECKED BY: AT

DATE:

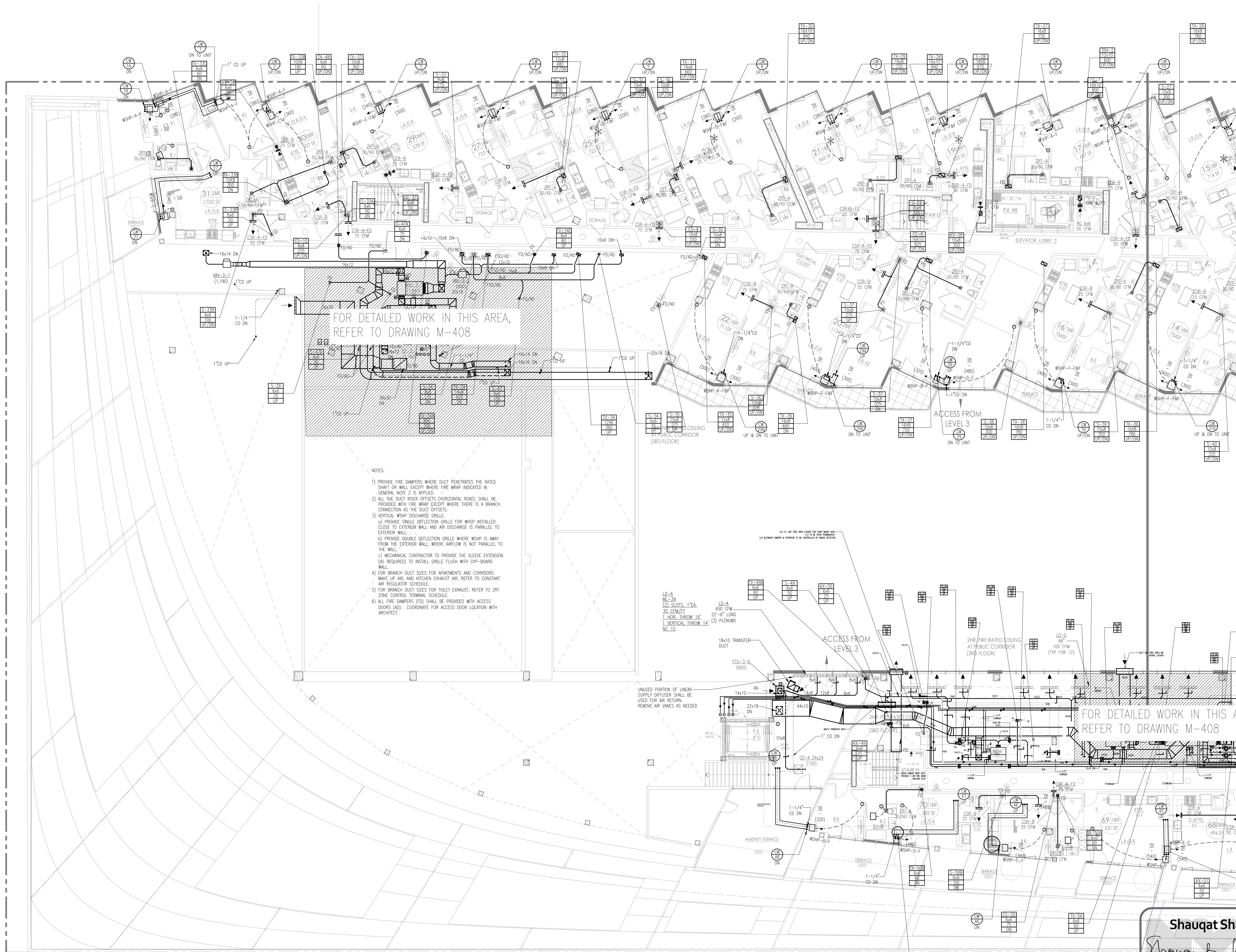
NO.:

M-107A.00

SHEET NO.:

11 OF 89





- NOTES:
1. ALL THE DUCT PENETRATIONS THRU THE WALL SHALL BE PERPENDICULAR.
  2. 28" BOILER FLUE (D) UP: REFER TO FLE RISER DIAGRAM. BOILER FLUE SHALL BE DOUBLE WALL WITH 1" AIR SPACE.
  3. ALL THE CH DUCTS SHALL BE INSULATED AS PER THE SPECIFICATION.
  4. PROVIDE CONDENSATE PUMPS AND AUXILIARY STAINLESS STEEL DRAIN PAN FOR ALL FAN COIL UNITS AND AIR HANDLING UNITS.
  5. PROVIDE WALL MOUNTED PROGRAMMABLE THERMOSTAT FOR ALL FAN COIL UNITS AND AIR HANDLING UNITS.
  6. ALL BRANCH DUCTS SHALL BE EQUIPPED WITH VOLUME DAMPERS FOR AIR BALANCING.
  7. ALL FIRE DAMPERS SHALL BE PROVIDED WITH ACCESS DOORS.
  8. PROVIDE FIRE DAMPER WHERE DUCT PENETRATES THE RATED WALL OR SHAF.
  9. ALL THE DUCT RISER OFFSETS (HORIZONTAL RUNS) SHALL BE PROVIDED WITH FIRE WRAP. ANY HORIZONTAL OFFSET WITH AN EXHAUST BRANCH CONNECTION SHALL BE PROVIDED WITH FIRE DAMPER & ACCESS DOOR AT THE SHAF PENETRATION.
  10. VERTICAL WSHIP DISCHARGE GRILLE:
    - a) PROVIDE SINGLE DEFLECTION GRILLE FOR WSHIP INSTALLED CLOSE TO EXTERIOR WALL AND AIR DISCHARGE IS PARALLEL TO EXTERIOR WALL.
    - b) PROVIDE DOUBLE DEFLECTION GRILLE WHERE WSHIP IS AWAY FROM THE EXTERIOR WALL; WHERE AIRFLOW IS NOT PARALLEL TO THE WALL.
  11. FOR THE VFD'S NOT IN THE SIGHT OF THE EQUIPMENT IT SERVES, PROVIDE LOCAL DISCONNECT SWITCH.
  12. FOR ALL AHU's AND FCU's:
    - a) PROVIDE INTERNAL LINING 15'-0" DOWNSTREAM OF THE SUPPLY FAN.
    - b) PROVIDE INTERNAL LINING FOR THE RETURN DUCTWORK.
    - c) PROVIDE CONDENSATE PUMP FOR UNIT. AUXILIARY DRAIN PAN FOR EACH UNIT. PROVIDE LEAK DETECTOR SENSOR IN EACH DRAIN PAN. ROUTE ALL THE CONDENSATE DRAIN LINES TO NEAREST FLOOR DRAIN.

12. FOR ALL AHU's AND FCU's:
  - a) PROVIDE INTERNAL LINING 15'-0" DOWNSTREAM OF THE SUPPLY FAN.
  - b) PROVIDE INTERNAL LINING FOR THE RETURN DUCTWORK.
  - c) PROVIDE CONDENSATE PUMP FOR UNIT. AUXILIARY DRAIN PAN FOR EACH UNIT. PROVIDE LEAK DETECTOR SENSOR IN EACH DRAIN PAN. ROUTE ALL THE CONDENSATE DRAIN LINES TO NEAREST FLOOR DRAIN.

**Shauqat Shaikh**  
*Shauqat Shaikh*  
**Buildings**  
APPROVED  
Under Directive 2 of 1975  
Date/Time: Oct 31, 2013 - 11:57 AM  
**NYC Development Hub**

NOT FOR CONSTRUCTION

TO THE BEST OF MY KNOWLEDGE, BELIEF AND PROFESSIONAL JUDGMENT, THESE PLANS AND SPECIFICATIONS PREPARED BY THIS OFFICE FOR THE REFERENCE PROJECT ARE IN COMPLIANCE WITH THE ENERGY CONSERVATION CONSTRUCTION CODE OF NEW YORK CITY - EFFECTIVE MAY 2010.

WARNING: IT IS A VIOLATION OF THE NEW YORK STATE EDUCATION LAW FOR ANY PERSON, UNLESS ACTING UNDER THE DIRECTION OF A LICENSED PROFESSIONAL ENGINEER, TO ALTER ANY ITEM ON THESE PLANS IN ANY WAY. IF ALTERATIONS TO THESE PLANS ARE MADE, THE ALTERATIONS SHALL BE MADE IN ACCORDANCE WITH ARTICLE 145, SUBSECTION 7.00B OF THE NEW YORK STATE EDUCATION LAW.

NYC BUILDING DEPARTMENT APPROVAL NOTE: THIS PLAN IS APPROVED ONLY FOR WORK INDICATED ON THE APPLICATION SPECIFICATION SHEET. ALL OTHER MATTERS SHOWN ARE NOT TO BE RELIED UPON, OR TO BE CONSIDERED EITHER AS BEING APPROVED OR IN ACCORDANCE WITH APPLICABLE CODES.

PROJECT:  
**625 WEST 57TH STREET**  
RESIDENTIAL / MIXED USE DEVELOPMENT  
WEST 57th STREET & 12th AVENUE  
NEW YORK, NEW YORK

OWNER/DEVELOPER:  
**Durst Pyramid LLC**  
One Bryant Park  
New York, NY 10036

ARCHITECT:  
**SLCEArchitects, LLP**  
841 BROADWAY  
NEW YORK, NY 10003  
TEL.: (212) 979-8400

DESIGN ARCHITECT:  
**BIG**  
601 W. 26th St. Suite 1255  
New York, NY 10001  
USA  
347 964 3666  
www.big.dk

STRUCTURAL ENGINEER:  
**Thornton Tomasetti**  
Thornton Tomasetti, Inc.  
51 Madison Avenue  
New York, NY 10010-1603  
T 917.661.7800 F 917.661.7801

M.E.P.P. ENGINEER:  
**DE**  
**DAGHER ENGINEERING, PLLC**  
29 Broadway, New York, NY 10006  
T: 212.480.2591 F: 212.480.2654

LANDSCAPE ARCHITECT:  
**STARR WHITEHOUSE**  
Landscape Architects  
and Planners PLLC  
80 Maiden Lane, Suite 1901  
New York, New York 10038  
T 212.487.3272 F 212.487.3273

GEOTECHNICAL AND CIVIL ENGINEERING:  
**Langan Engineering & Environmental Services**  
Phone: 212.479.5400 Fax: 212.479.5444  
21 Penn Plaza, 360 West 31st Street, 8th Floor  
New York, NY

CONSTRUCTION MANAGER:  
**Hunter Roberts**  
Construction Group  
2 World Financial Center  
New York, NY 10281

TRAFFIC CONSULTANT:  
**PHILIP HABIB & ASSOCIATES**  
228 WEST 26TH STREET  
NEW YORK, NEW YORK 10001

BUILDING ENVELOPE CONSULTANT:  
**IIBA**  
**Israel Berger and Associates, LLC**  
360 PARK AVENUE SOUTH, 15th FLOOR  
New York, NY 10016  
TEL.: (212) 689-5389 FAX: (212) 689-6449

LIGHTING DESIGNER:  
**bpi** Brandston Partnership Inc.  
302 Fifth Avenue, New York, NY 10001  
main: 212.924.4050

COMMISSIONING AGENT:  
**THE FULCRUM GROUP**  
61 BROADWAY SUITE 1605  
NEW YORK, NY 10006

NO.	DATE	REVISION
01	09-25-2013	ISSUED FOR DDH FILING
02	09-19-2013	BULLETIN #12
03	09-09-2013	BULLETIN #10
04	07-09-2013	BULLETIN #8
05	04-01-2013	BULLETIN #4
06	04-15-2013	ISSUED FOR DDH FILING
07	05-30-2012	DESIGN DEVELOPMENT INSURANCE

NO. DATE REVISION

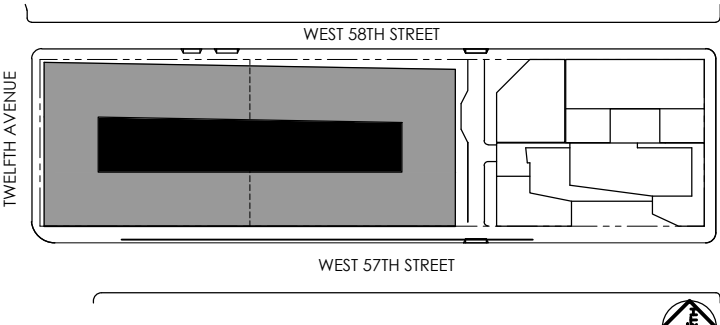
D.O.B. NUMBER:

**NB#**

NORTH

SCALE: 1" = 10'-0"

KEY PLAN:



DRAWING TITLE:

**PARTIAL 3RD FLOOR  
MECHANICAL PLAN (WEST)**

SEAL & SIGNATURE:

DATE:

PROJECT NO.:

DRAWN BY: RK

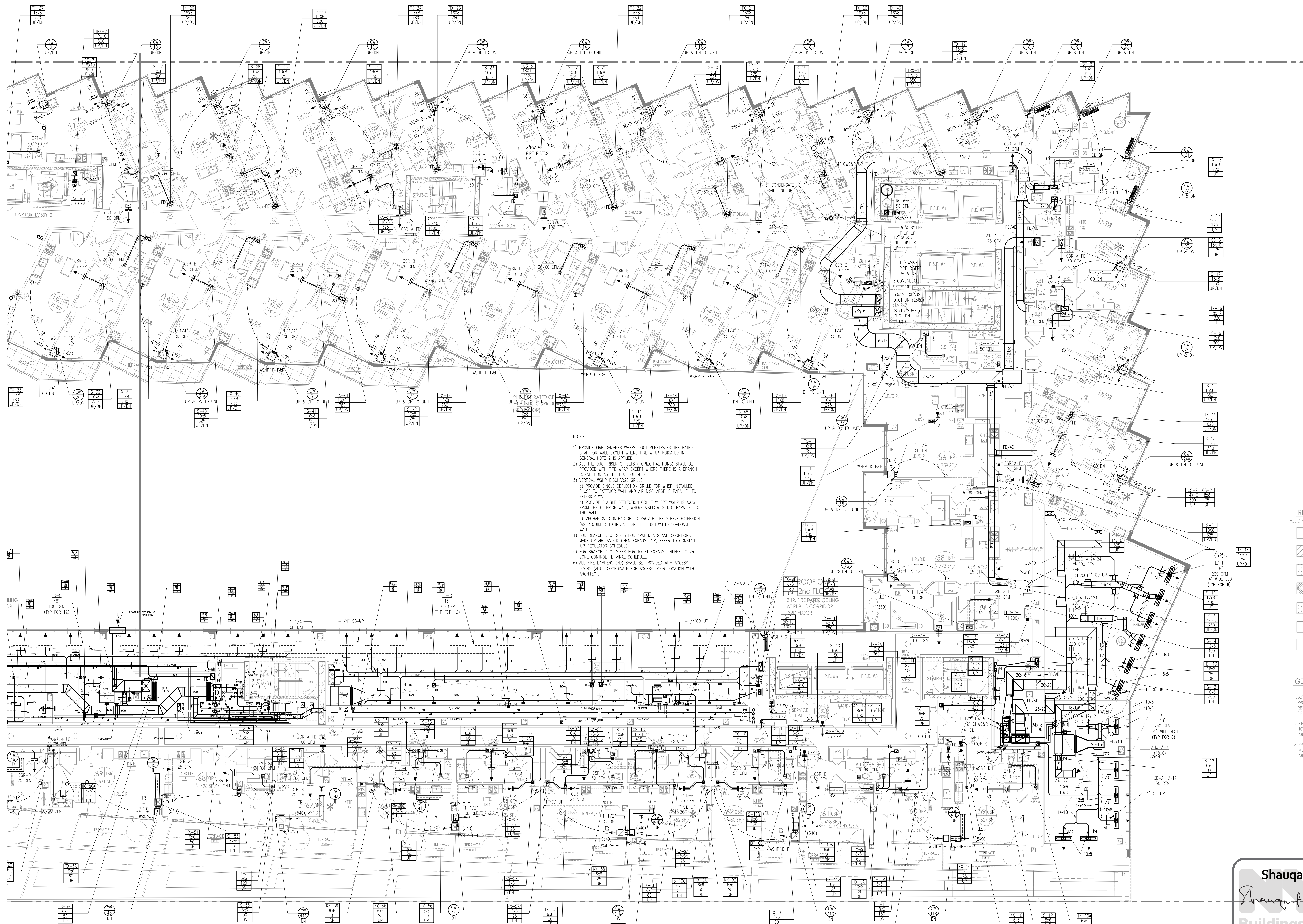
CHECKED BY: AT

DATE:

**M-108.00**

SHEET NO. 12 OF 89





- NOTES:
1. ALL THE DUCT PENETRATIONS THRU THE WALL SHALL BE PERPENDICULAR.
  2. 28\"/>
  3. ALL THE CA DUCTS SHALL BE INSULATED AS PER THE SPECIFICATION.
  4. PROVIDE CONDENSATE PUMP AND AUXILIARY STAINLESS STEEL DRAIN PAN FOR ALL FAN COIL UNITS AND AIR HANDLING UNITS.
  5. PROVIDE WALL MOUNTED PROGRAMMABLE THERMOSTAT FOR ALL FAN COIL UNITS AND AIR HANDLING UNITS.
  6. ALL BRANCH DUCTS SHALL BE EQUIPPED WITH VOLUME DAMPERS FOR AIR BRANCHES.
  7. ALL FIRE DAMPERS SHALL BE PROVIDED WITH ACCESS DOORS.
  8. PROVIDE FIRE DAMPER WHERE DUCT PENETRATES THE RATED WALL OR SHUTT.
  9. ALL THE DUCT RISER OFFSETS (HORIZONTAL RUNS) SHALL BE PROVIDED WITH FIRE WRAP ANY HORIZONTAL OFFSET WITH AN EXHAUST BRANCH CONNECTION SHALL BE PROVIDED WITH FIRE DAMPER & ACCESS DOOR AT THE SHUTT PENETRATION.
  10. VERTICAL WSP DISCHARGE GRILLE:
    - a) PROVIDE SINGLE DEFLECTION GRILLE FOR WHSP INSTALLED CLOSE TO EXTERIOR WALL AND AIR DISCHARGE IS PARALLEL TO EXTERIOR WALL.
    - b) PROVIDE DOUBLE DEFLECTION GRILLE WHERE WSP IS AWAY FROM THE EXTERIOR WALL WHERE AIRFLOW IS NOT PARALLEL TO THE WALL.
    - c) MECHANICAL CONTRACTOR TO PROVIDE THE SLEEVE EXTENSION (AS REQUIRED) TO INSTALL GRILLE FLUSH WITH OYPBOARD WALL.
  11. FOR THE VTD'S NOT IN THE SIGHT OF THE EQUIPMENT IT SERVES, PROVIDE LOCAL DISCONNECT SWITCH.
  12. FOR ALL AHU's AND FCU's:
    - a) PROVIDE INTERNAL LINING 15\"/>
    - b) PROVIDE INTERNAL LINING FOR THE RETURN DUCTWORK.
    - c) PROVIDE CONDENSATE PUMP PER UNIT, AUXILIARY DRAIN PAN FOR EACH UNIT, PROVIDE LEAK DETECTOR SENSOR IN EACH DRAIN PAN, ROUTE ALL THE CONDENSATE DRAIN LINES TO NEAREST FLOOR DRAIN.

- NOTES:
- 1) PROVIDE FIRE DAMPERS WHERE DUCT PENETRATES THE RATED SHUTT OR WALL EXCEPT WHERE FIRE WRAP INDICATED IN GENERAL NOTE 2 IS APPLIED.
  - 2) ALL THE DUCT RISER OFFSETS (HORIZONTAL RUNS) SHALL BE PROVIDED WITH FIRE WRAP EXCEPT WHERE THERE IS A BRANCH CONNECTION AS THE DUCT OFFSETS.
  - 3) VERTICAL WSP DISCHARGE GRILLE:
    - a) PROVIDE SINGLE DEFLECTION GRILLE FOR WHSP INSTALLED CLOSE TO EXTERIOR WALL AND AIR DISCHARGE IS PARALLEL TO EXTERIOR WALL.
    - b) PROVIDE DOUBLE DEFLECTION GRILLE WHERE WSP IS AWAY FROM THE EXTERIOR WALL WHERE AIRFLOW IS NOT PARALLEL TO THE WALL.
  - 4) MECHANICAL CONTRACTOR TO PROVIDE THE SLEEVE EXTENSION (AS REQUIRED) TO INSTALL GRILLE FLUSH WITH OYPBOARD WALL.
  - 5) FOR BRANCH DUCT SIZES FOR APARTMENTS AND CORRIDORS, MAKE UP AIR AND KITCHEN EXHAUST AIR, REFER TO CONSTANT AIR REGULATOR SCHEDULE.
  - 6) FOR BRANCH DUCT SIZES FOR TOILET EXHAUST, REFER TO ZRT ZONE CONTROL TERMINAL SCHEDULE.
  - 7) ALL FIRE DAMPERS (FD) SHALL BE PROVIDED WITH ACCESS DOORS (AD). COORDINATE FOR ACCESS DOOR LOCATION WITH ARCHITECT.

Shauqat Shaikh

Buildings

APPROVED  
Under Directive 2 of 1975

Date/Time: Oct 31, 2013 - 11:57 AM

NYC Development Hub

NOT FOR CONSTRUCTION

TO THE BEST OF MY KNOWLEDGE, BELIEF AND PROFESSIONAL JUDGMENT, THESE PLANS AND SPECIFICATIONS PREPARED BY THIS OFFICE FOR THE REFERENCE PROJECT ARE IN COMPLIANCE WITH THE ENERGY CONSERVATION CONSTRUCTION CODE OF NEW YORK CITY - EFFECTIVE MAY 2010.

NYC BUILDING DEPARTMENT APPROVAL NOTE:  
THIS PLAN IS APPROVED ONLY FOR WORK INDICATED ON THE APPLICATION SPECIFICATION SHEET. ALL OTHER MATTERS SHOWN ARE NOT TO BE RELIED UPON, OR TO BE CONSIDERED EITHER AS BEING APPROVED OR IN ACCORDANCE WITH APPLICABLE CODES.

PROJECT:  
625 WEST 57TH STREET  
RESIDENTIAL / MIXED USE DEVELOPMENT  
WEST 57TH STREET & 12th AVENUE  
NEW YORK, NEW YORK

OWNER/DEVELOPER:  
Durst Pyramid LLC  
One Bryant Park  
New York, NY 10036

ARCHITECT:  
SLCEArchitects, LLP  
841 BROADWAY  
NEW YORK, NY 10003  
TEL.: (212) 979-5400

DESIGN ARCHITECT:  
BIG  
601 W. 26th St. Suite 1255  
New York, NY 10001  
USA  
347 964 3666  
www.big.dk

STRUCTURAL ENGINEER:  
Thornton Tomasetti  
Thornton Tomasetti, Inc.  
51 Madison Avenue  
New York, NY 10010-1603  
T 917.661.7800 F 917.661.7801

M.E.P.P. ENGINEER:  
DAGHER ENGINEERING, PLLC  
29 Broadway, New York, NY 10006  
T 212.480.2591 F 212.480.2654

LANDSCAPE ARCHITECT:  
STARR WHITEHOUSE  
Landscape Architects  
and Planners PLLC  
80 Maiden Lane, Suite 1901  
New York, New York 10038  
T 212.487.3273

GEOTECHNICAL AND CIVIL ENGINEERING:  
Langan Engineering & Environmental Services  
Phone: 212.479.5400 Fax: 212.479.5444  
21 Penn Plaza, 360 West 31st Street, 8th Floor  
New York, NY

CONSTRUCTION MANAGER:  
Hunter Roberts  
Construction Group  
2 World Financial Center  
New York, NY 10036

TRAFFIC CONSULTANT:  
PHILIP HABIB & ASSOCIATES  
226 WEST 26TH STREET  
NEW YORK, NEW YORK 10001

BUILDING ENVELOPE CONSULTANT:  
Israel Berger and Associates, LLC  
360 PARK AVENUE SOUTH, 15th FLOOR  
New York, NY 10016  
TEL.: (212) 689-5389 FAX: (212) 689-6449

LIGHTING DESIGNER:  
bpi Brandston Partnership Inc.  
302 Fifth Avenue, New York, NY 10001  
main: 212.924.4050

COMMISSIONING AGENT:  
THE FULCRUM GROUP  
61 BROADWAY SUITE 1605  
NEW YORK, NY 10006

REVISIONS

NO.	DATE	REVISION
01	08-21-2013	ISSUED FOR DOB FILING
02	09-19-2013	BULLETIN #12
03	09-20-2013	BULLETIN #20
04	09-20-2013	BULLETIN #8
05	09-20-2013	BULLETIN #4
06	09-20-2013	ISSUED FOR DOB FILING
07	09-20-2013	DESIGN DEVELOPMENT INSURANCE

COMMISSIONING AGENT:  
THE FULCRUM GROUP  
61 BROADWAY SUITE 1605  
NEW YORK, NY 10006

REVISIONS

NO.	DATE	REVISION
01	08-21-2013	ISSUED FOR DOB FILING
02	09-19-2013	BULLETIN #12
03	09-20-2013	BULLETIN #20
04	09-20-2013	BULLETIN #8
05	09-20-2013	BULLETIN #4
06	09-20-2013	ISSUED FOR DOB FILING
07	09-20-2013	DESIGN DEVELOPMENT INSURANCE

REVISIONS

NO.	DATE	REVISION
01	08-21-2013	ISSUED FOR DOB FILING
02	09-19-2013	BULLETIN #12
03	09-20-2013	BULLETIN #20
04	09-20-2013	BULLETIN #8
05	09-20-2013	BULLETIN #4
06	09-20-2013	ISSUED FOR DOB FILING
07	09-20-2013	DESIGN DEVELOPMENT INSURANCE

REVISIONS

NO.	DATE	REVISION
01	08-21-2013	ISSUED FOR DOB FILING
02	09-19-2013	BULLETIN #12
03	09-20-2013	BULLETIN #20
04	09-20-2013	BULLETIN #8
05	09-20-2013	BULLETIN #4
06	09-20-2013	ISSUED FOR DOB FILING
07	09-20-2013	DESIGN DEVELOPMENT INSURANCE

REVISIONS

NO.	DATE	REVISION
01	08-21-2013	ISSUED FOR DOB FILING
02	09-19-2013	BULLETIN #12
03	09-20-2013	BULLETIN #20
04	09-20-2013	BULLETIN #8
05	09-20-2013	BULLETIN #4
06	09-20-2013	ISSUED FOR DOB FILING
07	09-20-2013	DESIGN DEVELOPMENT INSURANCE

REVISIONS

NO.	DATE	REVISION
01	08-21-2013	ISSUED FOR DOB FILING
02	09-19-2013	BULLETIN #12
03	09-20-2013	BULLETIN #20
04	09-20-2013	BULLETIN #8
05	09-20-2013	BULLETIN #4
06	09-20-2013	ISSUED FOR DOB FILING
07	09-20-2013	DESIGN DEVELOPMENT INSURANCE

REVISIONS

NO.	DATE	REVISION
01	08-21-2013	ISSUED FOR DOB FILING
02	09-19-2013	BULLETIN #12
03	09-20-2013	BULLETIN #20
04	09-20-2013	BULLETIN #8
05	09-20-2013	BULLETIN #4
06	09-20-2013	ISSUED FOR DOB FILING
07	09-20-2013	DESIGN DEVELOPMENT INSURANCE

REVISIONS

NO.	DATE	REVISION
01	08-21-2013	ISSUED FOR DOB FILING
02	09-19-2013	BULLETIN #12
03	09-20-2013	BULLETIN #20
04	09-20-2013	BULLETIN #8
05	09-20-2013	BULLETIN #4
06	09-20-2013	ISSUED FOR DOB FILING
07	09-20-2013	DESIGN DEVELOPMENT INSURANCE

REVISIONS

NO.	DATE	REVISION
01	08-21-2013	ISSUED FOR DOB FILING
02	09-19-2013	BULLETIN #12
03	09-20-2013	BULLETIN #20
04	09-20-2013	BULLETIN #8
05	09-20-2013	BULLETIN #4
06	09-20-2013	ISSUED FOR DOB FILING
07	09-20-2013	DESIGN DEVELOPMENT INSURANCE

REVISIONS

NO.	DATE	REVISION
01	08-21-2013	ISSUED FOR DOB FILING
02	09-19-2013	BULLETIN #12
03	09-20-2013	BULLETIN #20
04	09-20-2013	BULLETIN #8
05	09-20-2013	BULLETIN #4
06	09-20-2013	ISSUED FOR DOB FILING
07	09-20-2013	DESIGN DEVELOPMENT INSURANCE

REVISIONS

NO.	DATE	REVISION
01	08-21-2013	ISSUED FOR DOB FILING
02	09-19-2013	BULLETIN #12
03	09-20-2013	BULLETIN #20
04	09-20-2013	BULLETIN #8
05	09-20-2013	BULLETIN #4
06	09-20-2013	ISSUED FOR DOB FILING
07	09-20-2013	DESIGN DEVELOPMENT INSURANCE



PROJECT:  
**625 WEST 57TH STREET**  
RESIDENTIAL / MIXED USE DEVELOPMENT  
WEST 57th STREET & 12th AVENUE  
NEW YORK, NEW YORK

OWNER/DEVELOPER:  
**Durst Pyramid LLC**  
One Bryant Park  
New York, NY 10036

ARCHITECT:  
**SLCEArchitects, LLP**  
841 BROADWAY  
NEW YORK, NY 10003  
TEL: (212) 975-8400

DESIGN ARCHITECT:  
**BIG**  
601 W. 26th St. Suite 1255  
New York, NY 10001  
USA  
Tel: 212 464 3666  
www.big.dk

STRUCTURAL ENGINEER:  
**Thornton Tomasetti**  
Thornton Tomasetti, Inc.  
51 Madison Avenue  
New York, NY 10010-1603  
T 917.661.7800 F 917.661.7801

M.E.P.F. ENGINEER:  
**DE**  
DAGHER ENGINEERING, PLLC  
29 Broadway, New York, NY 10006  
T: 212.480.2591 F: 212.480.2654

LANDSCAPE ARCHITECT:  
**STARR WHITEHOUSE**  
Landscape Architects  
and Planners PLLC  
80 Madsen Lane, Suite 1001  
New York, New York 10038  
T 212.487.3272 F 212.487.3273

GEOTECHNICAL AND CIVIL ENGINEERING:  
**Langan Engineering & Environmental Services**  
Phone: 212.479.5400 Fax: 212.479.5444  
21 Penn Plaza, 360 West 31st Street, 8th Floor  
New York, NY

CONSTRUCTION MANAGER:  
**Hunter Roberts**  
Construction Group  
2 World Financial Center  
New York, NY 10031

TRAFIC CONSULTANT:  
**PHILIP HABIB & ASSOCIATES**  
226 WEST 26TH STREET  
NEW YORK, NEW YORK 10001

BUILDING ENVELOPE CONSULTANT:  
**IBA**  
Israel Berger and Associates, LLC  
360 PARK AVENUE SOUTH, 15th FLOOR  
New York, NY 10016  
TEL: (212) 689-5389 FAX: (212) 689-6449

LIGHTING DESIGNER:  
**bpi** Brandston Partnership Inc.  
302 Fifth Avenue, New York, NY 10001  
main: 212.924.4050

COMMISSIONING AGENT:  
**THE FULCRUM GROUP**  
61 BROADWAY SUITE 1605  
NEW YORK, NY 10006

No.	DATE	REVISION
06-23-2013	ISSUED FOR DOB FILING	
06-19-2013	BULLETIN #12	
06-10-2013	BULLETIN #10	
07-01-2013	BULLETIN #8	
06-01-2013	BULLETIN #4	
06-15-2013	ISSUED FOR DOB FILING	
05-30-2012	DESIGN DEVELOPMENT ISSUANCE	

NB#

SCALE: 1" = 10'-0"

KEY PLAN:

DRAWING TITLE:

DATE/TIME: Oct 31, 2013 - 11:57 AM

NYC Development Hub

PARTIAL 4TH FLOOR MECHANICAL PLAN (WEST)

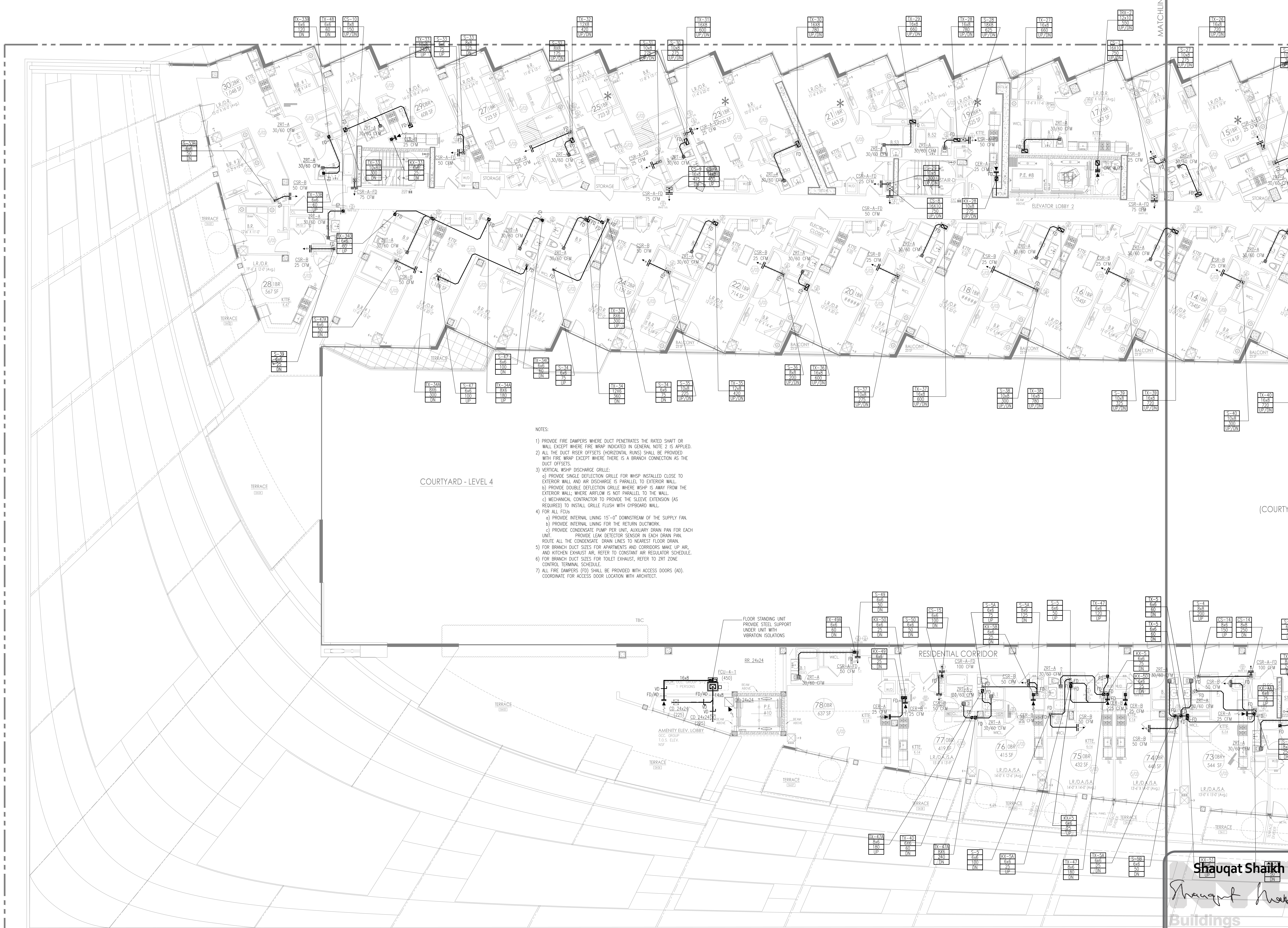
NOT FOR CONSTRUCTION

TO THE BEST OF MY KNOWLEDGE, BELIEF AND PROFESSIONAL JUDGMENT, THESE PLANS AND SPECIFICATIONS PREPARED BY THIS OFFICE FOR THE REFERENCE PROJECT ARE IN COMPLIANCE WITH THE ENERGY CONSERVATION CONSTRUCTION CODE OF NEW YORK CITY - EFFECTIVE MAY 2010.

NYC BUILDING DEPARTMENT APPROVAL NOTE: THIS PLAN IS APPROVED ONLY FOR WORK INDICATED ON THE APPLICATION SPECIFICATION SHEET. ALL OTHER MATTERS SHOWN ARE NOT TO BE RELIED UPON, OR TO BE CONSIDERED EITHER AS BEING APPROVED OR IN ACCORDANCE WITH APPLICABLE CODES.

SEAL & SIGNATURE: PROJECT No: DRAWN BY: RK CHECKED BY: AT DATE: SHEET No: 14 OF 86

M-110.00



- NOTES:
- 1) PROVIDE FIRE DAMPERS WHERE DUCT PENETRATES THE RATED SHUT OR WALL EXCEPT WHERE FIRE WRAP INDICATED IN GENERAL NOTE 2 IS APPLIED.
  - 2) ALL THE DUCT RISER OFFSETS (HORIZONTAL RUNS) SHALL BE PROVIDED WITH FIRE WRAP EXCEPT WHERE THERE IS A BRANCH CONNECTION AS THE DUCT OFFSETS.
  - 3) VERTICAL WHISP DISCHARGE GRILLE:  
a) PROVIDE SINGLE DEFLECTION GRILLE FOR WHISP INSTALLED CLOSE TO EXTERIOR WALL AND AIR DISCHARGE IS PARALLEL TO EXTERIOR WALL.  
b) PROVIDE DOUBLE DEFLECTION GRILLE WHERE WHISP IS AWAY FROM THE EXTERIOR WALL WHERE AIRFLOW IS NOT PARALLEL TO THE WALL.  
c) MECHANICAL CONTRACTOR TO PROVIDE THE SLEEVE EXTENSION (AS REQUIRED) TO INSTALL GRILLE FLUSH WITH CYRBOARD WALL.
  - 4) FOR ALL FOHS:  
a) PROVIDE INTERNAL LINING 15'-0" DOWNSTREAM OF THE SUPPLY FAN.  
b) PROVIDE INTERNAL LINING FOR THE RETURN DUCTWORK.  
c) PROVIDE CONDENSATE PUMP PER UNIT, AUXILIARY DRAIN PAN FOR EACH UNIT.  
d) PROVIDE LEAK DETECTOR SENSOR IN EACH DRAIN PAN.  
e) ROUTE ALL THE CONDENSATE DRAIN LINES TO NEAREST FLOOR DRAIN.  
f) FOR BRANCH DUCT SIZES FOR APARTMENTS AND CORRIDORS MAKE UP AIR, AND KITCHEN EXHAUST AIR, REFER TO CONSTANT AIR REGULATOR SCHEDULE.  
g) FOR BRANCH DUCT SIZES FOR TOILET EXHAUST, REFER TO ZRT ZONE CONTROL TERMINAL SCHEDULE.
  - 7) ALL FIRE DAMPERS (FD) SHALL BE PROVIDED WITH ACCESS DOORS (AD). COORDINATE FOR ACCESS DOOR LOCATION WITH ARCHITECT.

Shauqat Shaikh  
Buildings

APPROVED  
Under Directive 2 of 1975

NYC Development Hub

NOT FOR CONSTRUCTION

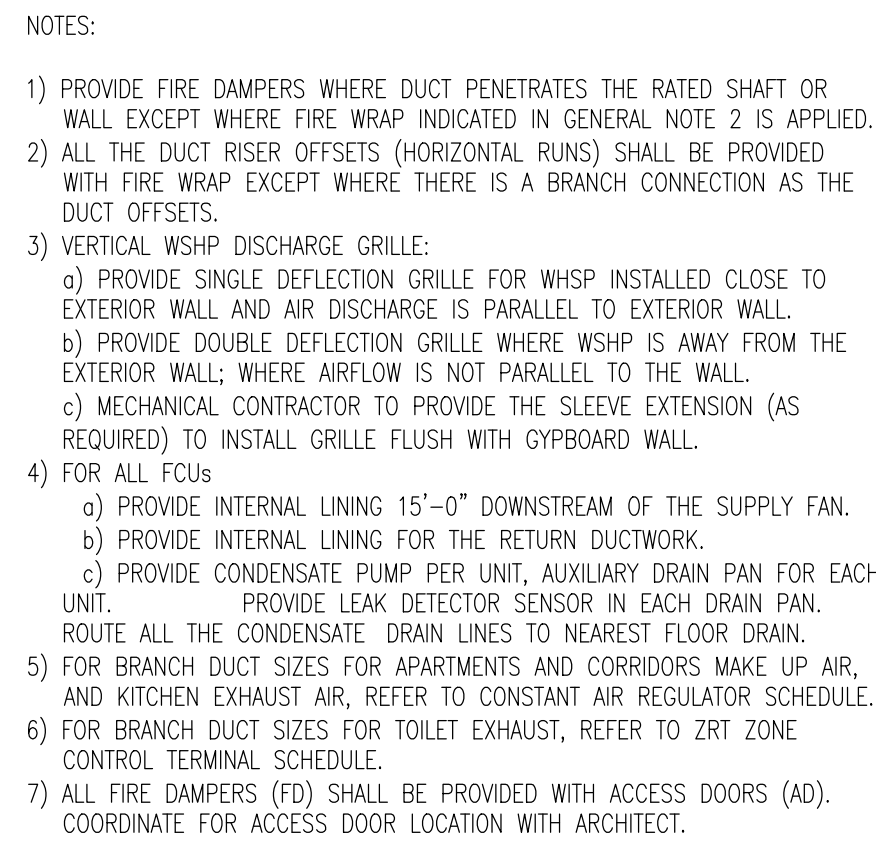
WARNING: IT IS A VIOLATION OF THE NEW YORK STATE EDUCATION LAW FOR ANY PERSON, UNLESS ACTING UNDER THE DIRECTION OF A LICENSED PROFESSIONAL ENGINEER, TO ALTER ANY ITEM ON THESE PLANS IN ANY WAY. IF ALTERATIONS TO THESE PLANS ARE MADE, THE ALTERATIONS SHALL BE MADE IN ACCORDANCE WITH ARTICLE 145 - SUBSECTION 7209 OF THE NEW YORK STATE EDUCATION LAW.

NYC BUILDING DEPARTMENT APPROVAL NOTE: THIS PLAN IS APPROVED ONLY FOR WORK INDICATED ON THE APPLICATION SPECIFICATION SHEET. ALL OTHER MATTERS SHOWN ARE NOT TO BE RELIED UPON, OR TO BE CONSIDERED EITHER AS BEING APPROVED OR IN ACCORDANCE WITH APPLICABLE CODES.







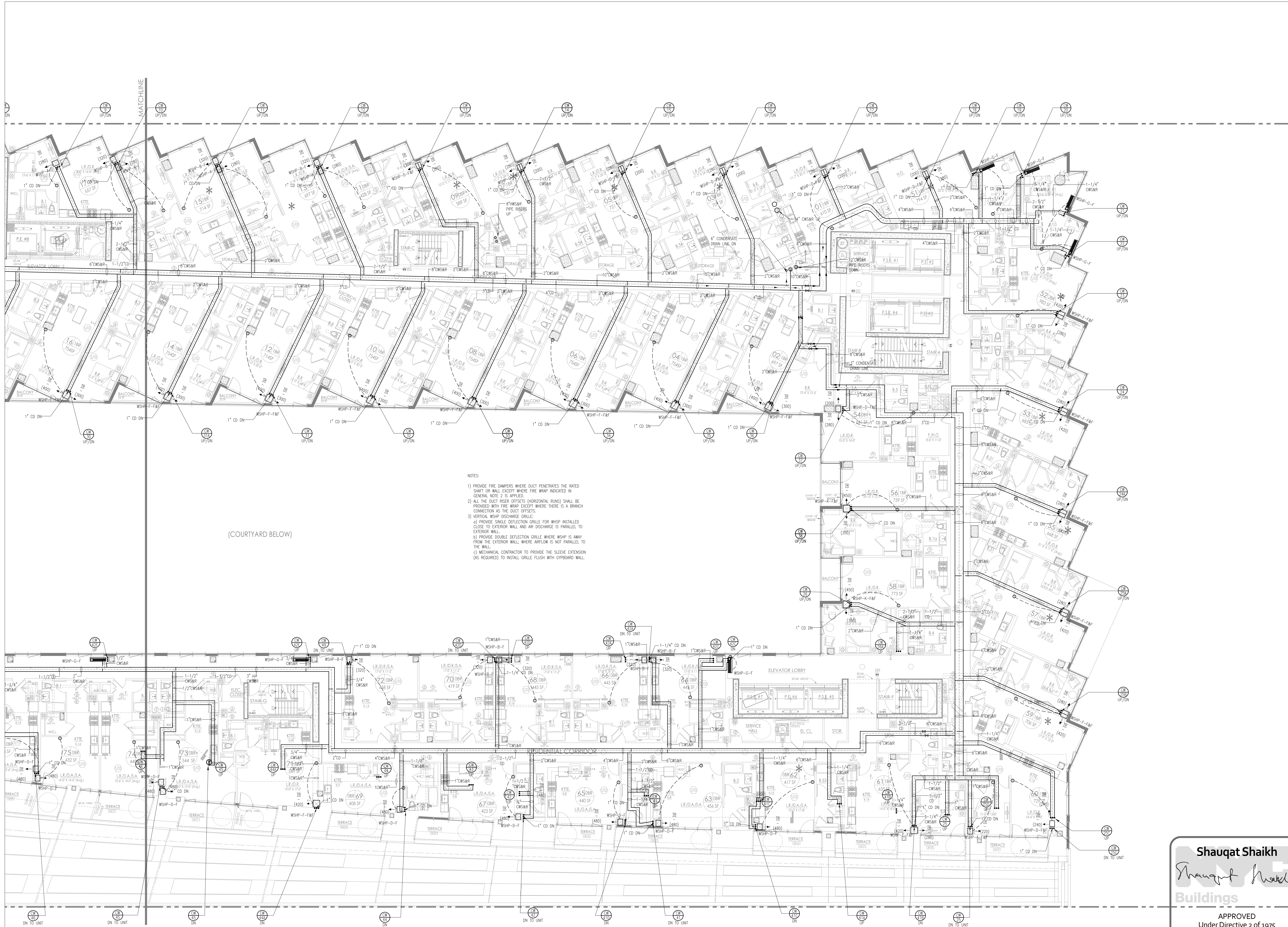


(COURTYARD BELOW)

FILE No:

NYC BUILDING DEPARTMENT APPROVAL NOTE:  
THIS PLAN IS APPROVED ONLY FOR WORK INDICATED  
ON THE APPLICATION SPECIFICATION SHEET. ALL  
OTHER MATTERS SHOWN ARE NOT TO BE RELIED  
UPON, OR TO BE CONSIDERED EITHER AS BEING  
APPROVED OR IN ACCORDANCE WITH APPLICABLE  
CODES.





- NOTES:
- 1) PROVIDE FIRE DAMPERS WHERE DUCT PENETRATES THE RATED SHUT OR WALL EXCEPT WHERE FIRE WHIP INDICATED IN GENERAL NOTE 2 IS APPLIED.
  - 2) ALL THE DUCT RISER OFFSETS (HORIZONTAL RUNS) SHALL BE PROVIDED WITH FIRE WHIP EXCEPT WHERE THERE IS A BRANCH CONNECTION AS THE DUCT OFFSETS.
  - 3) VERTICAL WHIP EXCHANGE GRILLE:
  - a) PROVIDE SINGLE DEFLECTION GRILLE FOR WHIP INSTALLED CLOSE TO EXTERIOR WALL AND AIR DISCHARGE IS PARALLEL TO EXTERIOR WALL.
  - b) PROVIDE DOUBLE DEFLECTION GRILLE WHERE WHIP IS AWAY FROM THE EXTERIOR WALL WHERE AIRFLOW IS NOT PARALLEL TO THE WALL.
  - c) MECHANICAL CONTRACTOR TO PROVIDE THE SLEEVE EXTENSION (AS REQUIRED) TO INSTALL GRILLE FLUSH WITH EXTERIOR WALL.

(COURTYARD BELOW)

**Shauqat Shaikh**  
*Shauqat Shaikh*  
**Buildings**

APPROVED  
Under Directive 2 of 1975

Date/Time: Oct 31, 2013 - 11:57 AM  
**NYC Development Hub**

NOT FOR CONSTRUCTION

TO THE BEST OF MY KNOWLEDGE, BELIEF AND PROFESSIONAL JUDGMENT, THESE PLANS AND SPECIFICATIONS PREPARED BY THIS OFFICE FOR THE REFERENCE PROJECT ARE IN COMPLIANCE WITH THE ENERGY CONSERVATION CONSTRUCTION CODE OF NEW YORK CITY - EFFECTIVE MAY 2010.

NYC BUILDING DEPARTMENT APPROVAL NOTE:  
THIS PLAN IS APPROVED ONLY FOR WORK INDICATED ON THE APPLICATION SPECIFICATION SHEET. ALL OTHER MATTERS SHOWN ARE NOT TO BE RELIED UPON, OR TO BE CONSIDERED EITHER AS BEING APPROVED OR IN ACCORDANCE WITH APPLICABLE CODES.

PROJECT:  
**625 WEST 57TH STREET**  
RESIDENTIAL / MIXED USE DEVELOPMENT  
WEST 57th STREET & 12th AVENUE  
NEW YORK, NEW YORK

OWNER/DEVELOPER:  
**Durst Pyramid LLC**  
One Bryant Park  
New York, NY 10036

ARCHITECT:  
**SLCEArchitects, LLP**  
841 BROADWAY  
NEW YORK, NY 10003  
TEL.: (212) 979-8400

DESIGN ARCHITECT:  
**BIG**  
601 W. 26th St. Suite 1255  
New York, NY 10001  
147 964 3666  
www.big.dk

STRUCTURAL ENGINEER:  
**Thornton Tomasetti**  
Thornton Tomasetti, Inc.  
51 Madison Avenue  
New York, NY 10010-1603  
T 917.661.7800 F 917.661.7801

M.E.P.F. ENGINEER:  
**DE**  
DAGHER ENGINEERING, PLLC  
29 Broadway, New York, NY 10006  
T 212.480.2591 F 212.480.2654

LANDSCAPE ARCHITECT:  
**STARR WHITEHOUSE**  
Landscape Architects  
and Planners PLLC  
80 Maiden Lane, Suite 1901  
New York, New York 10038  
T 212.487.3272 F 212.487.3273

GEOTECHNICAL AND CIVIL ENGINEERING:  
**Langan Engineering & Environmental Services**  
Phone: 212.479.5400 Fax: 212.479.5444  
21 Penn Plaza, 360 West 31st Street, 8th Floor  
New York, NY

CONSTRUCTION MANAGER:  
**Hunter Roberts**  
Construction Group  
2 World Financial Center  
New York, NY 10281

TRAFFIC CONSULTANT:  
**PHILIP HABIB & ASSOCIATES**  
228 WEST 26TH STREET  
NEW YORK, NEW YORK 10001

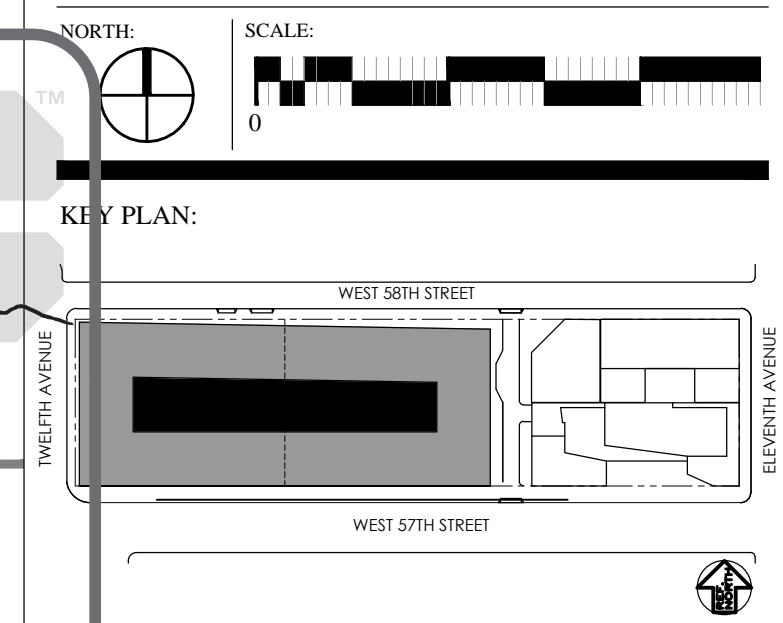
BUILDING ENVELOPE CONSULTANT:  
**IBA**  
Israel Berger and Associates, LLC  
360 PARK AVENUE SOUTH, 15th FLOOR  
New York, NY 10016  
TEL.: (212) 689-5389 FAX.: (212) 689-6449

LIGHTING DESIGNER:  
**bpi** Brandston Partnership Inc.  
302 Fifth Avenue, New York, NY 10001  
main: 212.924.4050

COMMISSIONING AGENT:  
**THE FULCRUM GROUP**  
61 BROADWAY SUITE 1605  
NEW YORK, NY 10006

NO.	DATE	REVISION
06-23-2013	ISSUED FOR DOB FILING	
06-19-2013	BULLETIN #12	
06-03-2013	BULLETIN #9	
07-01-2013	BULLETIN #8	
06-01-2013	BULLETIN #4	
05-13-2013	ISSUED FOR DOB FILING	
05-30-2012	DESIGN DEVELOPMENT INSURANCE	

NO. DATE REVISION  
D.O.B. NUMBER:  
**NB#**



DRAWING TITLE:  
**PARTIAL 4TH FLOOR  
MECHANICAL PLAN (EAST)**

SEAL & SIGNATURE:  
  
DATE: PROJECT NO.:  
DRAWN BY: RK  
CHECKED BY: AT  
**M-111A.00**  
SHEET NO.:  
FILE NO.: 17 OF 82

WARNING: IT IS A VIOLATION OF THE NEW YORK STATE EDUCATION LAW FOR ANY PERSON, UNLESS ACTING UNDER THE DIRECTION OF A LICENSED PROFESSIONAL ENGINEER, TO ALTER ANY ITEM ON THESE PLANS IN ANY WAY. IF ALTERATIONS TO THESE PLANS ARE MADE, THE ALTERATIONS SHALL BE MADE IN ACCORDANCE WITH ARTICLE 145 - SUBSECTION 7209 OF THE NEW YORK STATE EDUCATION LAW.



PROJECT:  
**625 WEST 57TH STREET**  
RESIDENTIAL / MIXED USE DEVELOPMENT  
WEST 57th STREET & 12th AVENUE  
NEW YORK, NEW YORK

OWNER/DEVELOPER:  
**Durst Pyramid LLC**  
One Bryant Park  
New York, NY 10036

ARCHITECT:  
**SLCEArchitects, LLP**  
841 BROADWAY  
NEW YORK, NY 10003  
TEL: (212) 975-8400

DESIGN ARCHITECT:  
**BIG**  
601 W. 26th St. Suite 1255  
New York, NY 10001  
USA  
347 964 3666  
www.big.dk

STRUCTURAL ENGINEER:  
**Thornton Tomasetti**  
Thornton Tomasetti, Inc.  
51 Madison Avenue  
New York, NY 10010-1603  
T 917.661.7800 F 917.661.7801

M.E.P.F. ENGINEER:  
**DE**  
DAGHER ENGINEERING, PLLC  
29 Broadway, New York, NY 10006  
T 212.480.2591 F 212.480.2654

LANDSCAPE ARCHITECT:  
**STARR WHITEHOUSE**  
Landscape Architects  
and Planners PLLC  
80 Maiden Lane, Suite 1901  
New York, New York 10038  
T 212.487.3272 F 212.487.3273

GEOTECHNICAL AND CIVIL ENGINEERING:  
**Langan Engineering & Environmental Services**  
Phone: 212.479.5400 Fax: 212.479.5444  
21 Penn Plaza, 360 West 31st Street, 8th Floor  
New York, NY

CONSTRUCTION MANAGER:  
**Hunter Roberts Construction Group**  
2 World Financial Center  
New York, NY 10036

TRAFFIC CONSULTANT:  
**PHILIP HABIB & ASSOCIATES**  
226 WEST 26TH STREET  
NEW YORK, NEW YORK 10001

BUILDING ENVELOPE CONSULTANT:  
**IBA**  
Israel Berger and Associates, LLC  
360 PARK AVENUE SOUTH, 15th FLOOR  
New York, NY 10016  
TEL: (212) 689-5389 FAX: (212) 689-4449

LIGHTING DESIGNER:  
**bpi** Brandston Partnership Inc.  
302 Fifth Avenue, New York, NY 10001  
main: 212.924.4050

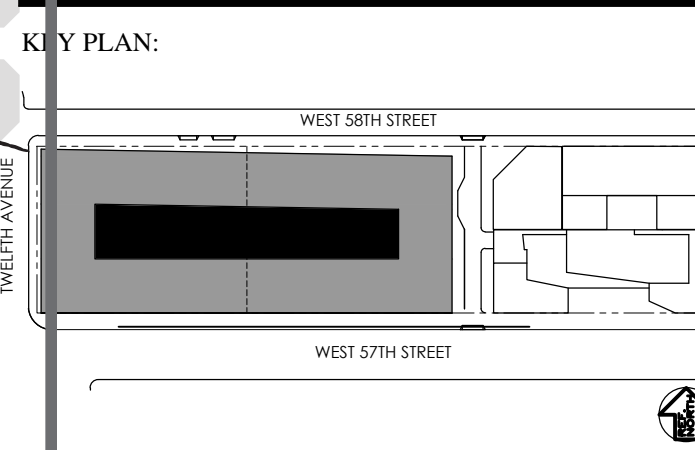
COMMISSIONING AGENT:  
**THE FULCRUM GROUP**  
61 BROADWAY SUITE 1605  
NEW YORK, NY 10006

06-23-2013	ISSUED FOR DOB FILING
06-19-2013	BULLETIN #12
06-04-2013	BULLETIN #10
07-01-2013	BULLETIN #8
06-01-2013	BULLETIN #1
06-15-2013	ISSUED FOR DOB FILING
05-30-2012	DESIGN DEVELOPMENT ISSUANCE

No.	DATE	REVISION
-----	------	----------

D.O.B. NUMBER: **NB#**

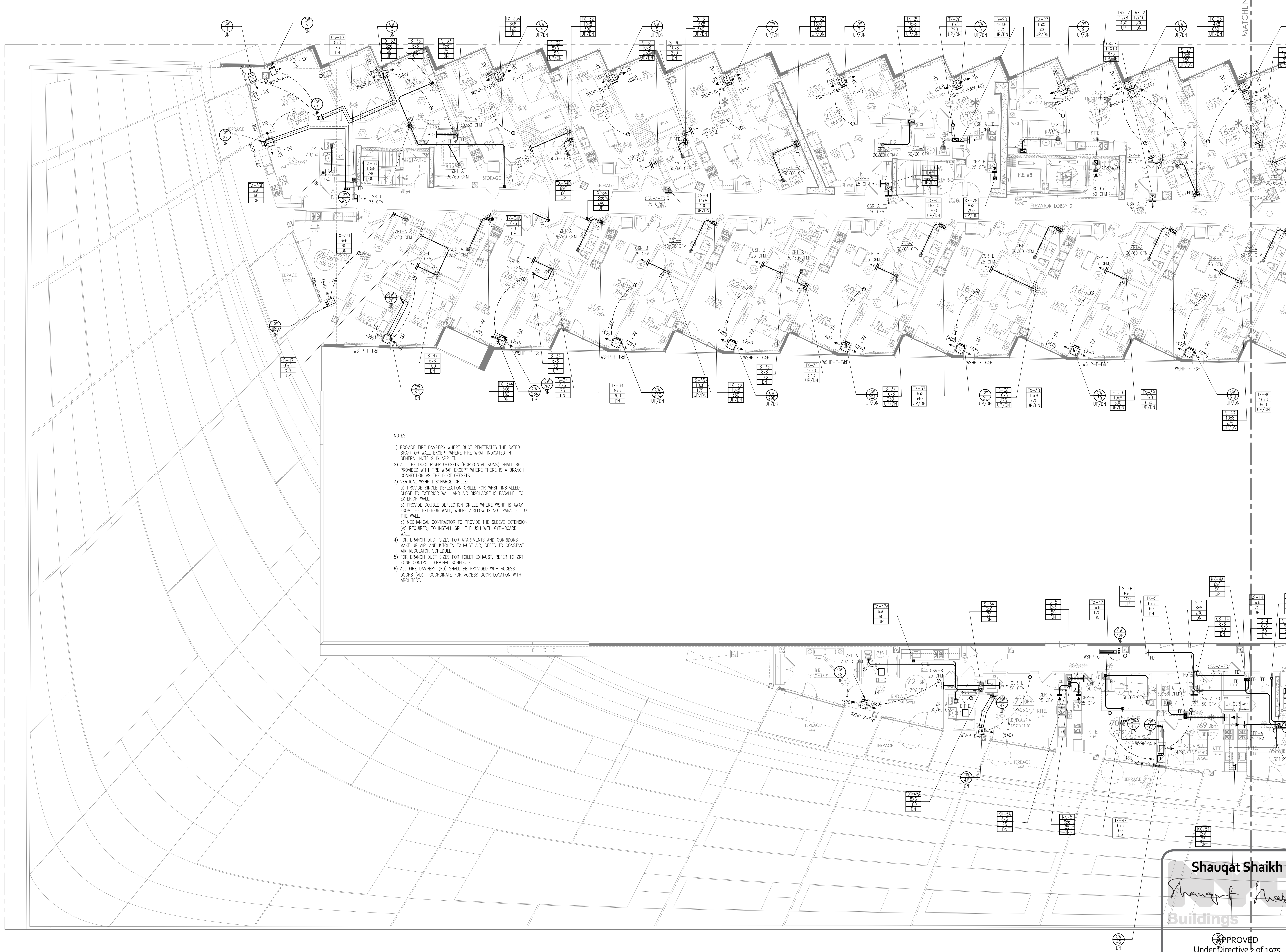
NORTH  
SCALE: 1" = 10'-0"



DRAWING TITLE:

**PARTIAL 5TH FLOOR MECHANICAL PLAN (WEST)**

SEAL & SIGNATURE: **M-112.00**  
DATE: 10/31/2013  
PROJECT No.:  
DRAWN BY: RK  
CHECKED BY: AT  
SHEET No.: 18 OF 89

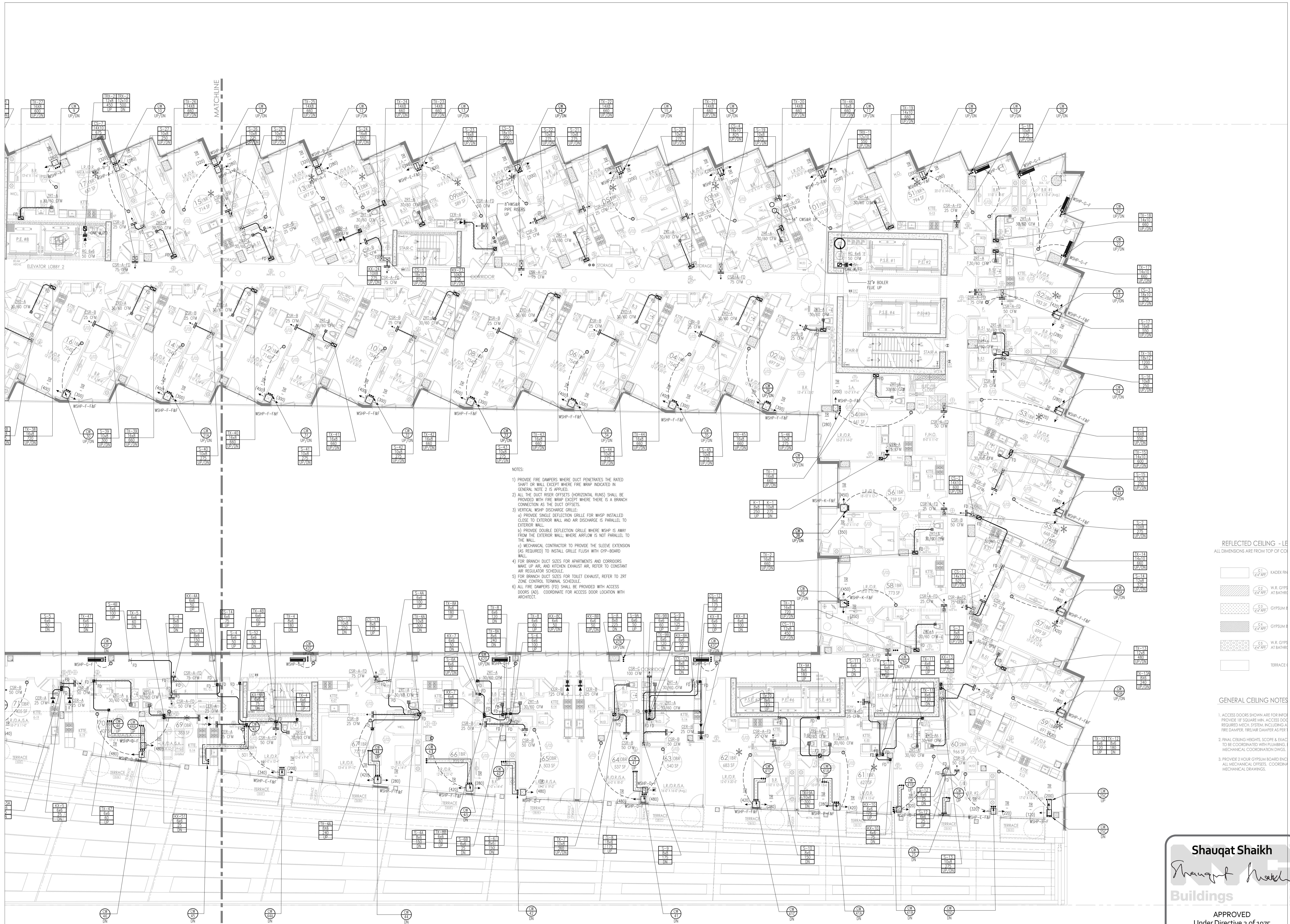


- NOTES:
- 1) PROVIDE FIRE DAMPERS WHERE DUCT PENETRATES THE RATED SHUT OR WALL EXCEPT WHERE FIRE WRAP INDICATED IN GENERAL NOTE 2 IS APPLIED.
  - 2) ALL THE DUCT RISER OFFSETS (HORIZONTAL RUNS) SHALL BE PROVIDED WITH FIRE WRAP EXCEPT WHERE THERE IS A BRANCH CONNECTION AS THE DUCT OFFSETS.
  - 3) VERTICAL WSPH DISCHARGE GRILLE:  
a) PROVIDE SINGLE DEFLECTION GRILLE FOR WSPH INSTALLED CLOSE TO EXTERIOR WALL AND AIR DISCHARGE IS PARALLEL TO EXTERIOR WALL.  
b) PROVIDE DOUBLE DEFLECTION GRILLE WHERE WSPH IS AWAY FROM THE EXTERIOR WALL; WHERE AIRFLOW IS NOT PARALLEL TO THE WALL.  
c) MECHANICAL CONTRACTOR TO PROVIDE THE SLEEVE EXTENSION (AS REQUIRED) TO INSTALL GRILLE FLUSH WITH GYP-BEARD WALL.
  - 4) FOR BRANCH DUCT SIZES FOR APARTMENTS AND CORRIDORS MAKE UP AIR AND KITCHEN EXHAUST AIR, REFER TO CONSTANT AIR REGULATOR SCHEDULE.
  - 5) FOR BRANCH DUCT SIZES FOR TOILET EXHAUST, REFER TO ZRT ZONE CONTROL TERMINAL SCHEDULE.
  - 6) ALL FIRE DAMPERS (FD) SHALL BE PROVIDED WITH ACCESS DOORS (AD). COORDINATE FOR ACCESS DOOR LOCATION WITH ARCHITECT.

WARNING: IT IS A VIOLATION OF THE NEW YORK STATE EDUCATION LAW FOR ANY PERSON, UNLESS ACTING UNDER THE DIRECTION OF A LICENSED PROFESSIONAL ENGINEER, TO ALTER ANY ITEM ON THESE PLANS IN ANY WAY. IF OTHER MATTERS SHOWN ARE NOT TO BE RE-LED ALTERATIONS TO THESE PLANS ARE MADE, THE ALTERATIONS SHALL BE MADE IN ACCORDANCE WITH ARTICLE 145 - SUBSECTION 7209 OF THE NEW YORK STATE EDUCATION LAW.

NYC BUILDING DEPARTMENT APPROVAL NOTE:  
THIS PLAN IS APPROVED ONLY FOR WORK INDICATED ON THE APPLICATION SPECIFICATION SHEET. ALL OTHER MATTERS SHOWN ARE NOT TO BE RE-LED UPON, OR TO BE CONSIDERED EITHER AS BEING APPROVED OR IN ACCORDANCE WITH APPLICABLE CODES.





- NOTES:
- 1) PROVIDE FIRE DAMPERS WHERE DUCT PENETRATES THE RATED SHUT-ON WALL EXCEPT WHERE FIRE WRAP INDICATED IN GENERAL NOTE 2 IS APPLIED.
  - 2) ALL THE DUCT RISER OFFSETS (HORIZONTAL RUNS) SHALL BE PROVIDED WITH FIRE WRAP EXCEPT WHERE THERE IS A BRANCH CONNECTION AS THE DUCT OFFSETS.
  - 3) VERTICAL WSPH DISCHARGE GRILLES:
    - a) PROVIDE SINGLE DEFLECTION GRILLE FOR WSPH INSTALLED CLOSE TO EXTERIOR WALL AND AIR DISCHARGE IS PARALLEL TO EXTERIOR WALL.
    - b) PROVIDE DOUBLE DEFLECTION GRILLE WHERE WSPH IS AWAY FROM THE EXTERIOR WALL; WHERE AIRFLOW IS NOT PARALLEL TO THE WALL.
    - c) MECHANICAL CONTRACTOR TO PROVIDE THE SLEEVE EXTENSION (AS REQUIRED) TO INSTALL GRILLE FLUSH WITH GYP-BOARD WALL.
  - 4) FOR BRANCH DUCT SIZES FOR APARTMENTS AND CORRIDORS MAKE UP AIR AND KITCHEN EXHAUST AIR, REFER TO CONSTANT AIR REGULATOR SCHEDULE.
  - 5) FOR BRANCH DUCT SIZES FOR TOILET EXHAUST, REFER TO ZKT ZONE CONTROL TERMINAL SCHEDULE.
  - 6) ALL FIRE DAMPERS (FD) SHALL BE PROVIDED WITH ACCESS DOORS (AD). COORDINATE FOR ACCESS DOOR LOCATION WITH ARCHITECT.

REFLECTED CEILING - LE  
ALL DIMENSIONS ARE FROM TOP OF CEILING

- |  |                        |
|--|------------------------|
|  | C1: CADED RIN          |
|  | C2: W.R. GYPS AT BATHR |
|  | C3: GYPSUM B           |
|  | C4: GYPSUM B           |
|  | C5: W.R. GYPS AT BATHR |
|  | TERRACE                |

GENERAL CEILING NOTES

1. ACCESS DOORS SHOWN ARE FOR INFO PROVIDE 18" SQUARE MIN. ACCESS DOOR REQUIRED MECH SYSTEM INCLUDING A FIRE DAMPER, FIREAIR DAMPER AS PER MECHANICAL COORDINATION CHGS.
2. FINAL CEILING HEIGHTS, SCOPE & EXACT TO BE COORDINATED WITH PLUMBING, MECHANICAL COORDINATION CHGS.
3. PROVIDE 2 HOUR GYPSUM BOARD INC ALL MECHANICAL OFFSETS. COORDINATE MECHANICAL DRAWINGS.

PROJECT:  
**625 WEST 57TH STREET**  
RESIDENTIAL / MIXED USE DEVELOPMENT  
WEST 57th STREET & 12th AVENUE  
NEW YORK, NEW YORK

OWNER/DEVELOPER:  
**Durst Pyramid LLC**  
One Bryant Park  
New York, NY 10036

ARCHITECT:  
**SLCEArchitects, LLP**  
841 BROADWAY  
NEW YORK, NY 10003  
TEL: (212) 975-8409

DESIGN ARCHITECT:  
**BIG**  
601 W. 26th St. Suite 1255  
New York, NY 10001  
TEL: (212) 975-8409  
www.big.dk

STRUCTURAL ENGINEER:  
**Thornton Tomasetti**  
Thornton Tomasetti, Inc.  
51 Madison Avenue  
New York, NY 10010-1603  
T 917.661.7800 F 917.661.7801

M.E.P.P. ENGINEER:  
**DE**  
DAGHER ENGINEERING, PLLC  
29 Broadway, New York, NY 10006  
T 212.480.2591 F 212.480.2654

LANDSCAPE ARCHITECT:  
**STARR WHITEHOUSE**  
Landscape Architects  
and Planners PLLC  
80 Madsen Lane, Suite 1001  
New York, New York 10008  
T 212.487.3272 F 212.487.3273

GEOTECHNICAL AND CIVIL ENGINEERING:  
**Langan Engineering & Environmental Services**  
Phone: 212.479.5400 Fax: 212.479.5444  
21 Penn Plaza, 360 West 31st Street, 8th Floor  
New York, NY

CONSTRUCTION MANAGER:  
**Hunter Roberts**  
Construction Group  
2 World Financial Center  
New York, NY 10036

TRAFFIC CONSULTANT:  
**PHILIP HABIB & ASSOCIATES**  
226 WEST 26TH STREET  
NEW YORK, NEW YORK 10001

BUILDING ENVELOPE CONSULTANT:  
**IBA**  
Israel Berger and Associates, LLC  
360 PARK AVENUE SOUTH, 15th FLOOR  
New York, NY 10016  
TEL: (212) 689-5389 FAX: (212) 689-4449

LIGHTING DESIGNER:  
**bpi** Brandston Partnership Inc.  
302 Fifth Avenue, New York, NY 10001  
main: 212.924.4050

COMMISSIONING AGENT:  
**THE FULCRUM GROUP**  
61 BROADWAY SUITE 1605  
NEW YORK, NY 10006

DATE: 10/31/13  
REVISION: 1

DATE: 10/31/13  
REVISION: 1

DATE: 10/31/13  
REVISION: 1

DATE: 10/31/13  
REVISION: 1

DATE: 10/31/13  
REVISION: 1

DATE: 10/31/13  
REVISION: 1

DATE: 10/31/13  
REVISION: 1

DATE: 10/31/13  
REVISION: 1

DATE: 10/31/13  
REVISION: 1

DATE: 10/31/13  
REVISION: 1

DATE: 10/31/13  
REVISION: 1

DATE: 10/31/13  
REVISION: 1

DATE: 10/31/13  
REVISION: 1

DATE: 10/31/13  
REVISION: 1

**Shauqat Shaikh**  
*Shauqat Shaikh*  
**Buildings**  
APPROVED  
Under Directive 2 of 1975

Date/Time: Oct 31, 2013 - 11:57 AM  
**NYC Development Hub**

**NOT FOR CONSTRUCTION**

TO THE BEST OF MY KNOWLEDGE, BELIEF AND PROFESSIONAL JUDGMENT, THESE PLANS AND SPECIFICATIONS PREPARED BY THIS OFFICE FOR THE REFERENCE PROJECT ARE IN COMPLIANCE WITH THE ENERGY CONSERVATION CONSTRUCTION CODE OF NEW YORK CITY - EFFECTIVE MAY 2010.

NYC BUILDING DEPARTMENT APPROVAL NOTE: THIS PLAN IS APPROVED ONLY FOR WORK INDICATED ON THE APPLICATION SPECIFICATION SHEET. ALL OTHER MATTERS SHOWN ARE NOT TO BE RELED UPON, OR TO BE CONSIDERED EITHER AS BEING APPROVED OR IN ACCORDANCE WITH APPLICABLE CODES.

SEAL & SIGNATURE:

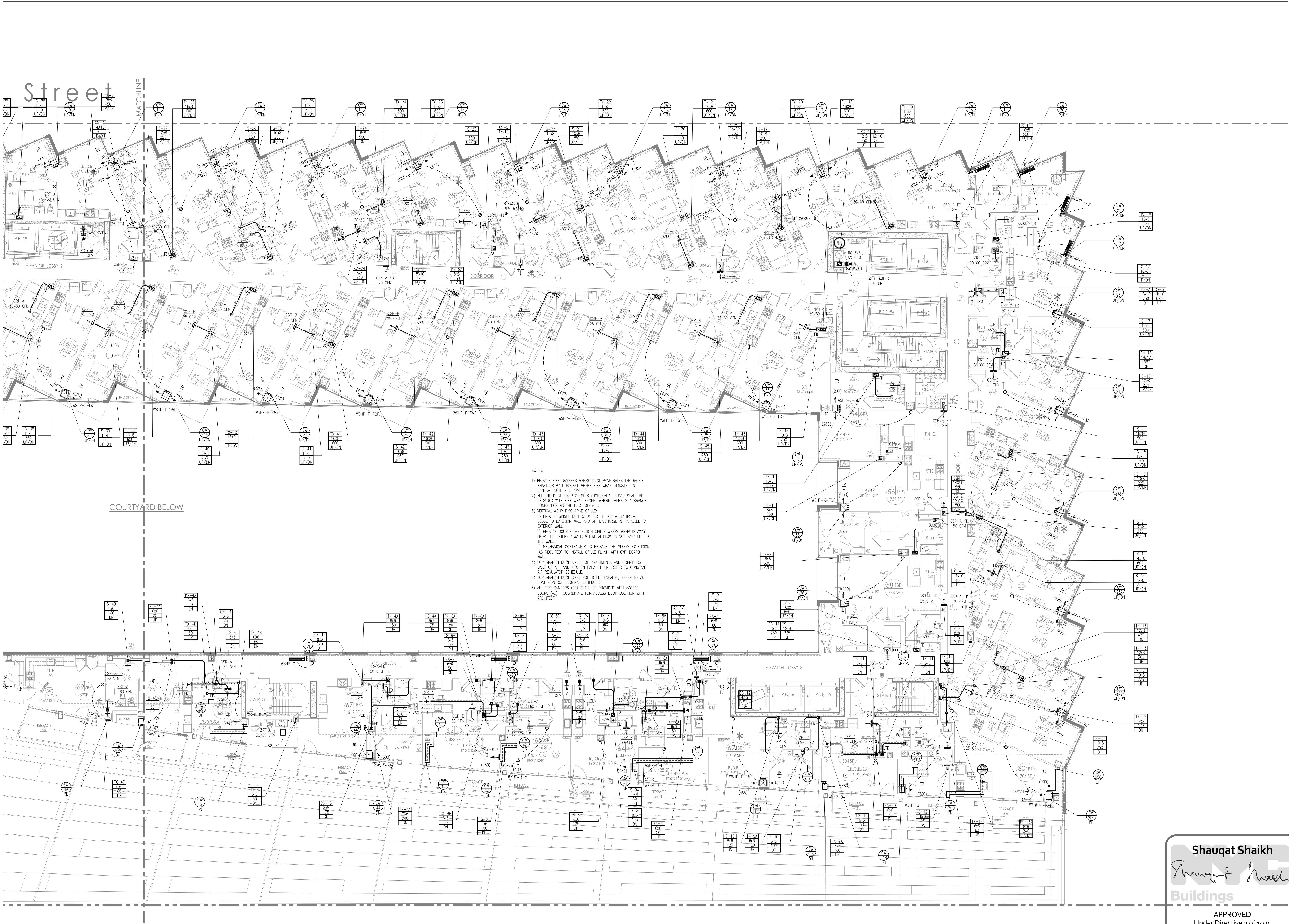
DATE: 10/31/13  
PROJECT No: M-113.00  
DRAWN BY: RK  
CHECKED BY: AT  
SHEET No: 19 OF 89

WARNING: IT IS A VIOLATION OF THE NEW YORK STATE EDUCATION LAW FOR ANY PERSON, UNLESS ACTING UNDER THE DIRECTION OF A LICENSED PROFESSIONAL ENGINEER, TO ALTER ANY ITEM ON THESE PLANS IN ANY WAY. IF ALTERATIONS TO THESE PLANS ARE MADE, THE ALTERATIONS SHALL BE MADE IN ACCORDANCE WITH ARTICLE 145 - SUBSECTION 7209 OF THE NEW YORK STATE EDUCATION LAW.









- NOTES:
- 1) PROVIDE FIRE DAMPERS WHERE DUCT PENETRATES THE RATED SHUTTLE OR WALL EXCEPT WHERE FIRE WRAP INDICATED IN GENERAL NOTE 2 IS APPLIED.
  - 2) ALL THE DUCT RISER OFFSETS (HORIZONTAL RUNS) SHALL BE PROVIDED WITH FIRE WRAP EXCEPT WHERE THERE IS A BRANCH CONNECTION AS THE DUCT OFFSETS.
  - 3) VERTICAL WSPH DISCHARGE GRILLES:
    - a) PROVIDE SINGLE DEFLECTION GRILLE FOR WSPH INSTALLED CLOSE TO EXTERIOR WALL AND AIR DISCHARGE IS PARALLEL TO EXTERIOR WALL.
    - b) PROVIDE DOUBLE DEFLECTION GRILLE WHERE WSPH IS AWAY FROM THE EXTERIOR WALL; WHERE AIRFLOW IS NOT PARALLEL TO THE WALL.
    - c) MECHANICAL CONTRACTOR TO PROVIDE THE SLEEVE EXTENSION (AS REQUIRED) TO INSTALL GRILLE FLUSH WITH GYP-BEARD WALL.
  - 4) FOR BRANCH DUCT SIZES FOR APARTMENTS AND CORRIDORS MAKE UP AIR AND KITCHEN EXHAUST AIR, REFER TO CONSTANT AIR REGULATOR SCHEDULE.
  - 5) FOR BRANCH DUCT SIZES FOR TOILET EXHAUST, REFER TO ZBT ZONE CONTROL TERMINAL SCHEDULE.
  - 6) ALL FIRE DAMPERS (FD) SHALL BE PROVIDED WITH ACCESS DOORS (AD). COORDINATE FOR ACCESS DOOR LOCATION WITH ARCHITECT.

Shauqat Shaikh

*Shauqat Shaikh*

Buildings

APPROVED

Under Directive 2 of 1975

Date/Time: Oct 31, 2013 - 11:57 AM


NYC Development Hub

NOT FOR CONSTRUCTION

TO THE BEST OF MY KNOWLEDGE, BELIEF AND PROFESSIONAL JUDGMENT, THESE PLANS AND SPECIFICATIONS PREPARED BY THIS OFFICE FOR THE REFERENCE PROJECT ARE IN COMPLIANCE WITH THE ENERGY CONSERVATION CONSTRUCTION CODE OF NEW YORK CITY - EFFECTIVE MAY 2010.

NYC BUILDING DEPARTMENT APPROVAL NOTE: THIS PLAN IS APPROVED ONLY FOR WORK INDICATED ON THE APPLICATION SPECIFICATION SHEET. ALL OTHER MATTERS SHOWN ARE NOT TO BE RELIED UPON, OR TO BE CONSIDERED EITHER AS BEING APPROVED OR IN ACCORDANCE WITH APPLICABLE CODES.

SEAL & SIGNATURE:

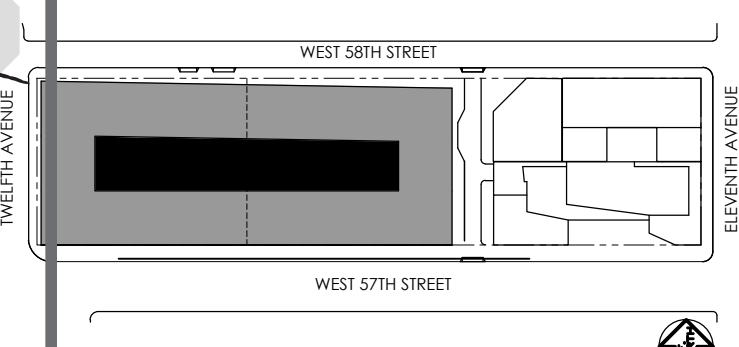


DATE: PROJECT No: DRAWN BY: RK CHECKED BY: AT

M-115.00

SHEET No: 21 OF 89

KEY PLAN:



DRAWING TITLE: PARTIAL 6TH FLOOR MECHANICAL PLAN (EAST)

PROJECT:  
625 WEST 57TH STREET  
RESIDENTIAL / MIXED USE DEVELOPMENT  
WEST 57th STREET & 12th AVENUE  
NEW YORK, NEW YORK

OWNER/DEVELOPER:  
 Durst Pyramid LLC  
One Bryant Park  
New York, NY 10036

ARCHITECT:  
**SLCEArchitects, LLP**  
841 BROADWAY  
NEW YORK, NY 10003  
TEL: (212) 975-8400

DESIGN ARCHITECT:  
**BIG**  
601 W. 26th St. Suite 1255  
New York, NY 10001  
USA  
Tel: 212 964 3666  
www.big.dk

STRUCTURAL ENGINEER:  
**Thornton Tomasetti**  
Thornton Tomasetti, Inc.  
51 Madison Avenue  
New York, NY 10010-1603  
T 917.661.7800 F 917.661.7801

M.E.P.P. ENGINEER:  
**DC**  
DAGHER ENGINEERING, PLLC  
29 Broadway, New York, NY 10006  
T 212.480.2591 F 212.480.2654

LANDSCAPE ARCHITECT:  
 **STARR WHITEHOUSE**  
Landscape Architects  
and Planners PLLC  
80 Madsen Lane, Suite 1001  
New York, New York 10038  
T 212.487.3272 F 212.487.3273

GEOTECHNICAL AND CIVIL ENGINEERING:  
**Langan Engineering & Environmental Services**  
Phone: 212.479.5400 Fax: 212.479.5444  
21 Penn Plaza, 360 West 31st Street, 8th Floor  
New York, NY

CONSTRUCTION MANAGER:  
**Hunter Roberts Construction Group**  
2 World Financial Center  
New York, NY 10281

TRAFFIC CONSULTANT:  
**PHILIP HABIB & ASSOCIATES**  
226 WEST 26TH STREET  
NEW YORK, NEW YORK 10001

BUILDING ENVELOPE CONSULTANT:  
**IBA**  
Israel Berger and Associates, LLC  
360 PARK AVENUE SOUTH, 15th FLOOR  
New York, NY 10016  
TEL: (212) 689-5389 FAX: (212) 689-6449

LIGHTING DESIGNER:  
**bpi** Brandston Partnership Inc.  
302 Fifth Avenue, New York, NY 10001  
main: 212.924.4050

COMMISSIONING AGENT:  
**THE FULCRUM GROUP**  
61 BROADWAY SUITE 1605  
NEW YORK, NY 10006

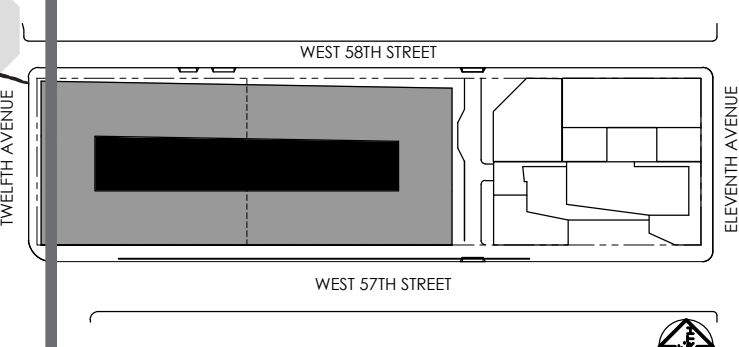
NO.	DATE	REVISION
06-23-2013	ISSUED FOR DOB FILING	
06-19-2013	BULLETIN #12	
06-04-2013	BULLETIN #10	
07-01-2013	BULLETIN #8	
06-01-2013	BULLETIN #4	
06-13-2013	ISSUED FOR DOB FILING	
05-30-2012	DESIGN DEVELOPMENT ISSUANCE	

NB#

0

1

KEY PLAN:



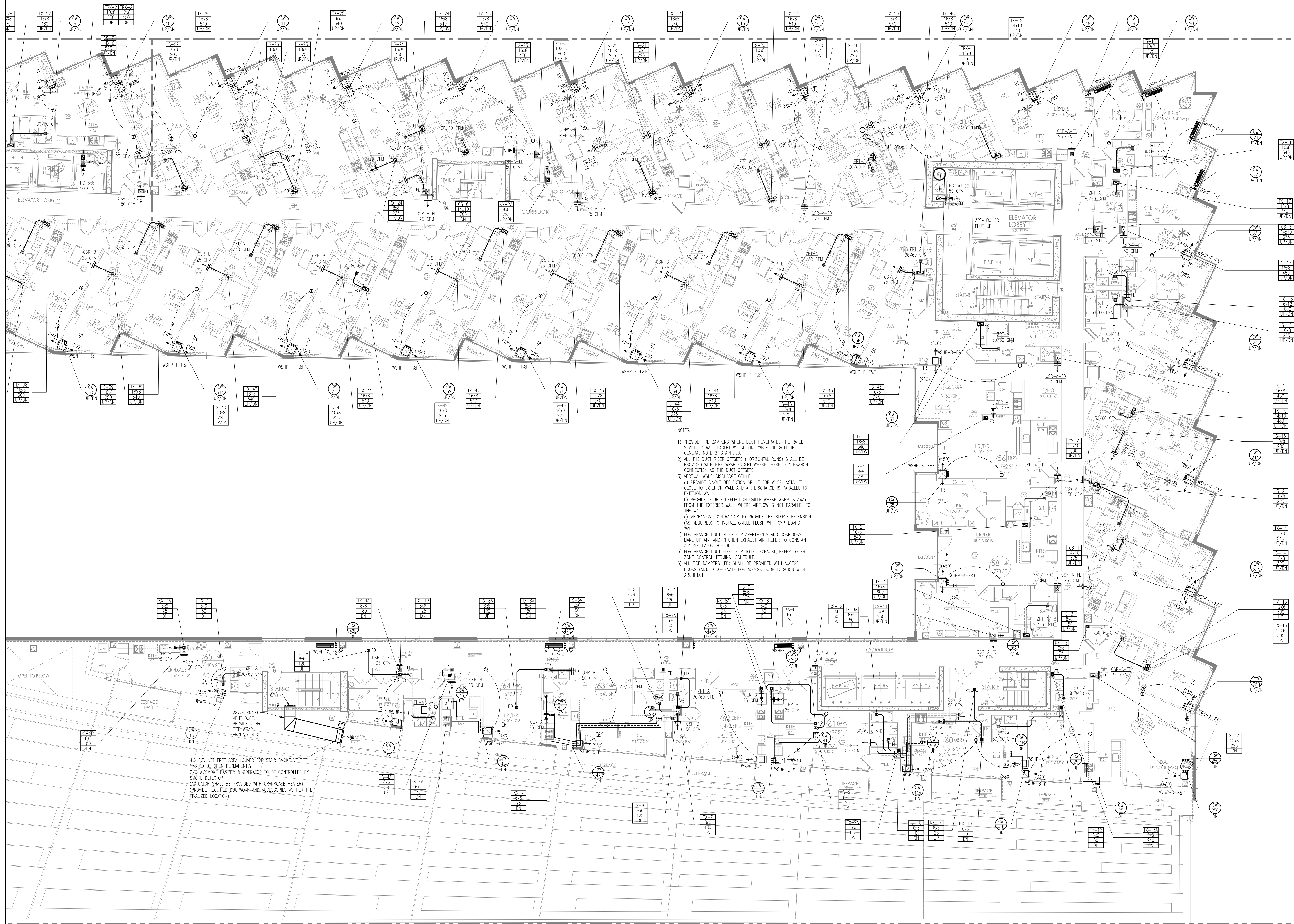
DRAWING TITLE: PARTIAL 6TH FLOOR MECHANICAL PLAN (EAST)







# West 58th Street



- NOTES:
- 1) PROVIDE FIRE DAMPERS WHERE DUCT PENETRATES THE RATED SHUT OR WALL EXCEPT WHERE FIRE WRAP INDICATED IN GENERAL NOTE 2 IS APPLIED.
  - 2) ALL THE DUCT RISER OFFSETS (HORIZONTAL RUNS) SHALL BE PROVIDED WITH FIRE WRAP EXCEPT WHERE THERE IS A BRANCH CONNECTION AS THE DUCT OFFSETS.
  - 3) VERTICAL WSHIP DISCHARGE GRILLE:
    - a) PROVIDE SINGLE DEFLECTION GRILLE FOR WSHIP INSTALLED CLOSE TO EXTERIOR WALL AND AIR DISCHARGE IS PARALLEL TO EXTERIOR WALL.
    - b) PROVIDE DOUBLE DEFLECTION GRILLE WHERE WSHIP IS AWAY FROM THE EXTERIOR WALL WHERE AIRFLOW IS NOT PARALLEL TO THE WALL.
    - c) MECHANICAL CONTRACTOR TO PROVIDE THE SLEEVE EXTENSION (AS REQUIRED) TO INSTALL GRILLE FLUSH WITH GYP-BOARD WALL.
  - 4) FIRE BRANCH DUCT SIZES FOR APARTMENTS AND CORRIDORS MAKE UP AIR, AND KITCHEN EXHAUST AIR, REFER TO CONSTANT AIR REGULATOR SCHEDULE.
  - 5) FOR BRANCH DUCT SIZES FOR TOILET EXHAUST, REFER TO ZRT ZONE CONTROL TERMINAL SCHEDULE.
  - 6) ALL FIRE DAMPERS (FD) SHALL BE PROVIDED WITH ACCESS DOORS (AD). COORDINATE FOR ACCESS DOOR LOCATION WITH ARCHITECT.

4.6 SF. NET FREE AREA LOUVER FOR STAIR-SMOKE VENT.  
1/3 TO BE OPEN PERMANENTLY.  
2/3 W/SMOKE DAMPER-OR OPERATOR TO BE CONTROLLED BY SMOKE DETECTOR.  
(ACTUATOR SHALL BE PROVIDED WITH CRANKCASE HEATER)  
(PROVIDE REQUIRED EXTERIOR WORK AND ACCESSORIES AS PER THE FINALIZED LOCATION)

PROJECT:  
**625 WEST 57TH STREET**  
RESIDENTIAL / MIXED USE DEVELOPMENT  
WEST 57TH STREET & 12TH AVENUE  
NEW YORK, NEW YORK

OWNER/DEVELOPER:  
**Durst Pyramid LLC**  
One Bryant Park  
New York, NY 10036

ARCHITECT:  
**SLCEArchitects, LLP**  
841 BROADWAY  
NEW YORK, NY 10003  
TEL: (212) 975-8409

DESIGN ARCHITECT:  
**BIG**  
601 W. 26th St. Suite 1255  
New York, NY 10001  
TEL: (212) 975-8409  
www.big.dk

STRUCTURAL ENGINEER:  
**Thornton Tomasetti**  
Thornton Tomasetti, Inc.  
51 Madison Avenue  
New York, NY 10010-1603  
T 917.661.7800 F 917.661.7801

M.E.P.P. ENGINEER:  
**DC**  
DAGHER ENGINEERING, PLLC  
29 Broadway, New York, NY 10006  
T 212.480.2591 F 212.480.2654

LANDSCAPE ARCHITECT:  
**STARR WHITEHOUSE**  
Landscape Architects  
and Planners PLLC  
80 Maiden Lane, Suite 1901  
New York, New York 10038  
T 212.487.3272 F 212.487.3273

GEOTECHNICAL AND CIVIL ENGINEERING:  
**Langan Engineering & Environmental Services**  
Phone: 212.479.5400 Fax: 212.479.5444  
21 Penn Plaza, 360 West 31st Street, 8th Floor  
New York, NY

CONSTRUCTION MANAGER:  
**Hunter Roberts**  
Construction Group  
2 World Financial Center  
New York, NY 10281

TRAFFIC CONSULTANT:  
**PHILIP HABIB & ASSOCIATES**  
226 WEST 26TH STREET  
NEW YORK, NEW YORK 10001

BUILDING ENVELOPE CONSULTANT:  
**IBA**  
Israel Berger and Associates, LLC  
360 PARK AVENUE SOUTH, 15th FLOOR  
New York, NY 10016  
TEL: (212) 689-5389 FAX: (212) 689-6449

LIGHTING DESIGNER:  
**bpi** Brandston Partnership Inc.  
302 Fifth Avenue, New York, NY 10001  
main: 212.924.4050

COMMISSIONING AGENT:  
**THE FULCRUM GROUP**  
61 BROADWAY SUITE 1605  
NEW YORK, NY 10006

NO.	DATE	REVISION
06-23-2013	ISSUED FOR DDH FILING	
06-19-2013	BULLETIN #2	
06-04-2013	BULLETIN #3	
07-01-2013	BULLETIN #4	
06-01-2013	BULLETIN #1	
06-15-2013	ISSUED FOR DDH FILING	
05-30-2012	DESIGN DEVELOPMENT ISSUANCE	

NO. DATE REVISION

DDH NUMBER: **NB#**

SCALE: 1" = 1'-0"

KEY PLAN:

WEST 57TH STREET

WEST 57TH STREET

WEST 57TH STREET

DRAWING TITLE:

**PARTIAL 7TH FLOOR**

**MECHANICAL PLAN (EAST)**

**Shauqat Shaikh**

*Shauqat Shaikh*

**Buildings**

APPROVED

Under Directive 2 of 1975

Date/Time: Oct 31, 2013 - 11:57 AM

**NYC Development Hub**

NOT FOR CONSTRUCTION

TO THE BEST OF MY KNOWLEDGE, BELIEF AND PROFESSIONAL JUDGMENT, THESE PLANS AND SPECIFICATIONS PREPARED BY THIS OFFICE FOR THE REFERENCE PROJECT ARE IN COMPLIANCE WITH THE ENERGY CONSERVATION CONSTRUCTION CODE OF NEW YORK CITY - EFFECTIVE MAY 2010.

NYC BUILDING DEPARTMENT APPROVAL NOTE: THIS PLAN IS APPROVED ONLY FOR WORK INDICATED ON THE APPLICATION SPECIFICATION SHEET. ALL OTHER MATTERS SHOWN ARE NOT TO BE RELIED UPON, OR TO BE CONSIDERED EITHER AS BEING APPROVED OR IN ACCORDANCE WITH APPLICABLE CODES.

SEAL & SIGNATURE:

DATE: PROJECT NO: DRAWN BY: R.R. CHECKED BY: A.T.

**M-117.00**

SHEET NO: 23 OF 89

WARNING: IT IS A VIOLATION OF THE NEW YORK STATE EDUCATION LAW FOR ANY PERSON, UNLESS ACTING UNDER THE DIRECTION OF A LICENSED PROFESSIONAL ENGINEER, TO ALTER ANY ITEM ON THESE PLANS IN ANY WAY. IF ALTERATIONS TO THESE PLANS ARE MADE, THE ALTERATIONS SHALL BE MADE IN ACCORDANCE WITH ARTICLE 145 - SUBSECTION 7209 OF THE NEW YORK STATE EDUCATION LAW.







COURTYARD

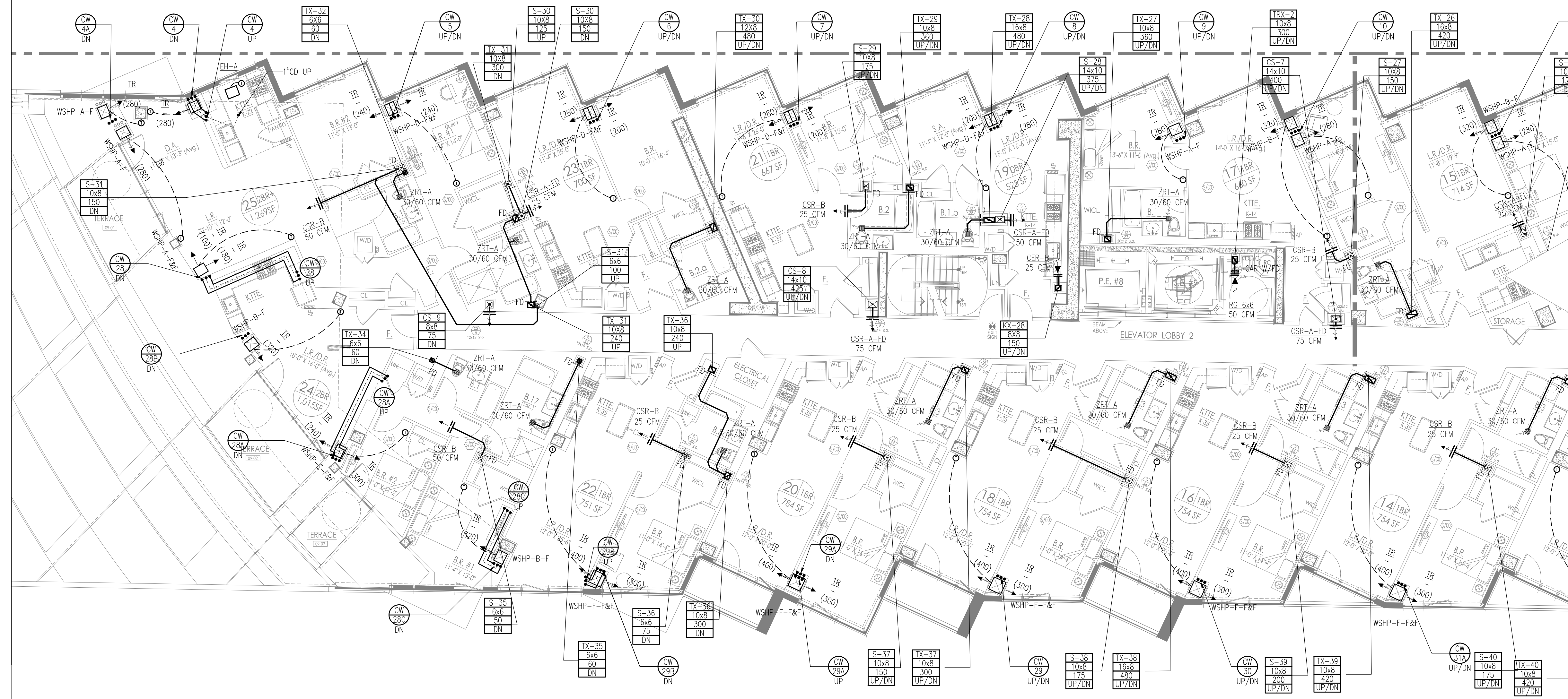
NOTES:

- PROVIDE FIRE DAMPERS WHERE DUCT PENETRATES THE RATED SHUT OR WALL EXCEPT WHERE FIRE WSP INDICATED IN GENERAL NOTE 2 IS APPLIED.
- ALL THE DUCT RISER OFFSETS (HORIZONTAL RUNS) SHALL BE PROVIDED WITH FIRE WAMP EXCEPT WHERE THERE IS A BRANCH CONNECTION AS THE DUCT OFFSETS.
- VERTICAL WAMP DISCHARGE GRILLE:
  - PROVIDE SINGLE DEFLECTION GRILLE FOR WAMP INSTALLED CLOSE TO EXTERIOR WALL AND AIR DISCHARGE IS PARALLEL TO EXTERIOR WALL.
  - PROVIDE DOUBLE DEFLECTION GRILLE WHERE WAMP IS AWAY FROM THE EXTERIOR WALL WHERE AIRFLOW IS NOT PARALLEL TO THE WALL.
  - MECHANICAL CONTRACTOR TO PROVIDE THE SLEEVE EXTENSION (AS REQUIRED) TO INSTALL GRILLE FLUSH WITH GYP-BOARD WALL.
- FOR BRANCH DUCT SIZES FOR APARTMENTS AND CORRIDORS MAKE UP AIR AND KITCHEN EXHAUST AIR REFER TO CONSISTENT AIR REGULATOR SCHEDULE.
- FOR BRANCH DUCT SIZES FOR TOILET EXHAUST, REFER TO ZRT ZONE CONTROL TERMINAL SCHEDULE.
- ALL FIRE DAMPERS (FD) SHALL BE PROVIDED WITH ACCESS DOORS (AD). COORDINATE FOR ACCESS DOOR LOCATION WITH ARCHITECT.

NYC BUILDING DEPARTMENT APPROVAL NOTE:  
THIS PLAN IS APPROVED ONLY FOR WORK INDICATED  
ON THE APPLICATION SPECIFICATION SHEET. ALL  
OTHER MATTERS SHOWN ARE NOT TO BE RELIED  
UPON OR TO BE CONSIDERED EITHER AS BEING

NYC BUILDING DEPARTMENT APPROVAL NOTE:  
THIS PLAN IS APPROVED ONLY FOR WORK INDICATED  
ON THE APPLICATION SPECIFICATION SHEET. ALL  
OTHER MATTERS SHOWN ARE NOT TO BE RELIED  
UPON, OR TO BE CONSIDERED EITHER AS BEING  
APPROVED OR IN ACCORDANCE WITH APPLICABLE  
CODES.





FILE No: 26 OF 89  
[REDACTED]

INTAKE AIR LOUVER  
W/BIRD-SCREEN  
5.0 SQ. FT NET FREE  
AREA (2000 CFM)

TO THE BEST OF MY KNOWLEDGE, BELIEF AND PROFESSIONAL JUDGMENT, THESE PLANS AND SPECIFICATIONS PREPARED BY THIS OFFICE FOR THE REFERENCE PROJECT ARE IN COMPLIANCE WITH THE ENERGY CONSERVATION CONSTRUCTION CODE OF NEW YORK CITY - EFFECTIVE MAY 2010.

NYC BUILDING DEPARTMENT APPROVAL NOTE:  
THIS PLAN IS APPROVED ONLY FOR WORK INDICATED  
ON THE APPLICATION SPECIFICATION SHEET. ALL  
OTHER MATTERS SHOWN ARE NOT TO BE RELIED  
UPON, OR TO BE CONSIDERED EITHER AS BEING  
APPROVED OR IN ACCORDANCE WITH APPLICABLE  
CODES.



PROJECT:  
**625 WEST 57TH STREET**  
RESIDENTIAL / MIXED USE DEVELOPMENT  
WEST 57th STREET & 12th AVENUE  
NEW YORK, NEW YORK

OWNER/DEVELOPER:  
**Durst Pyramid LLC**  
One Bryant Park  
New York, NY 10036

ARCHITECT:  
**SLCEArchitects, LLP**  
841 BROADWAY  
NEW YORK, NY 10003  
TEL.: (212) 979-8400

DESIGN ARCHITECT:  
**BIG**  
601 W. 26th St. Suite 1255  
USA  
947 964 8666  
www.big.dk

STRUCTURAL ENGINEER:  
**Thornton Tomasetti**  
Thornton Tomasetti, Inc.  
51 Madison Avenue  
New York, NY 10010-1603  
T 917.661.7800 F 917.661.7801

M.E.P.P. ENGINEER:  
**DC**  
DAGHER ENGINEERING, PLLC  
29 Broadway, New York, NY 10006  
T 212.480.2591 F 212.480.2654

LANDSCAPE ARCHITECT:  
**STARR WHITEHOUSE**  
Landscape Architects  
and Planners PLLC  
80 Maiden Lane, Suite 1901  
New York, New York 10038  
T 212.487.3272 F 212.487.3273

GEOTECHNICAL AND CIVIL ENGINEERING:  
**Langan Engineering & Environmental Services**  
Phone: 212.479.5400 Fax: 212.479.5444  
21 Penn Plaza, 360 West 31st Street, 8th Floor  
New York, NY

CONSTRUCTION MANAGER:  
**Hunter Roberts**  
Construction Group  
2 World Financial Center  
New York, NY 10021

TRAFFIC CONSULTANT:  
**PHILIP HABIB & ASSOCIATES**  
226 WEST 26TH STREET  
NEW YORK, NEW YORK 10001

BUILDING ENVELOPE CONSULTANT:  
**IBA**  
Israel Berger and Associates, LLC  
360 PARK AVENUE SOUTH, 15th FLOOR  
New York, NY 10016  
TEL.: (212) 689-5389 FAX.: (212) 689-6449

LIGHTING DESIGNER:  
**bpi** Brandston Partnership Inc.  
302 Fifth Avenue, New York, NY 10001  
main: 212.924.4050

COMMISSIONING AGENT:  
**THE FULCRUM GROUP**  
61 BROADWAY SUITE 1605  
NEW YORK, NY 10006

NO.	DATE	REVISION
08-21-2013	ISSUED FOR DOB FILING	
08-19-2013	BULLETIN #12	
08-09-2013	BULLETIN #9	
07-01-2013	BULLETIN #8	
06-01-2013	BULLETIN #1	
05-15-2013	ISSUED FOR DOB FILING	
05-08-2012	DESIGN DEVELOPMENT ISSUANCE	

DOB NUMBER:  
**NB#**

NOTES:  
NORTH SCALE

KEY PLAN:  
WEST 57th STREET

DRAWING TITLE:  
**10TH FLOOR MECHANICAL PLAN**

DATE/TIME: Oct 31, 2013 - 11:58 AM

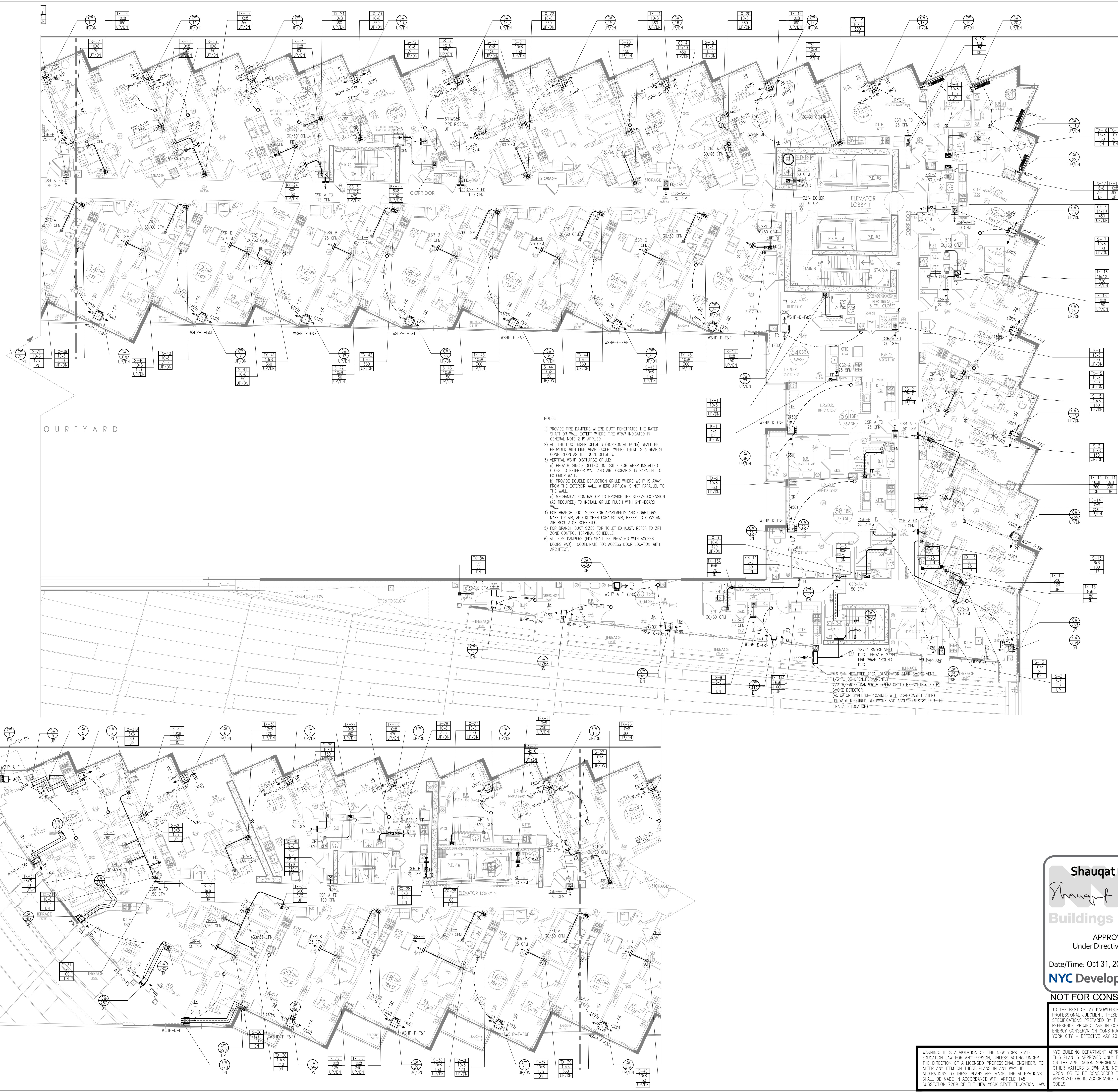
**NYC Development Hub**

NOT FOR CONSTRUCTION

TO THE BEST OF MY KNOWLEDGE, BELIEF AND PROFESSIONAL JUDGMENT, THESE PLANS AND SPECIFICATIONS PREPARED BY THIS OFFICE FOR THE REFERENCE PROJECT ARE IN COMPLIANCE WITH THE ENERGY CONSERVATION CONSTRUCTION CODE OF NEW YORK CITY - EFFECTIVE MAY 2010.

SEAL & SIGNATURE:  
DATE: PROJECT No: DRAWN BY: RK CHECKED BY: AT DWG. No: **M-121.00** SHEET No.: 27 OF 89

FILE No:



- NOTES:
- 1) PROVIDE FIRE DAMPERS WHERE DUCT PENETRATES THE RATED SHUT OR WALL EXCEPT WHERE THE MARK INDICATED IN GENERAL NOTE 2 IS APPLIED.
  - 2) ALL THE DUCT RISER OFFSETS (HORIZONTAL RUNS) SHALL BE PROVIDED WITH FIRE WRAP EXCEPT WHERE THERE IS A BRANCH CONNECTION AS THE DUCT OFFSETS.
  - 3) VERTICAL WSP DISCHARGE GRILLE:
  - a) PROVIDE SINGLE DEFLECTION GRILLE FOR WSP INSTALLED CLOSE TO EXTERIOR WALL AND AIR DISCHARGE IS PARALLEL TO EXTERIOR WALL.
  - b) PROVIDE DOUBLE DEFLECTION GRILLE WHERE WSP IS AWAY FROM THE EXTERIOR WALL; WHERE AIRFLOW IS NOT PARALLEL TO THE WALL.
  - 4) MECHANICAL CONTRACTOR TO PROVIDE THE SLEEVE EXTENSION (AS REQUIRED) TO INSTALL GRILLE FLUSH WITH O.P.-RATED WALL.
  - 5) FOR BRANCH DUCT SIZES FOR APARTMENTS AND CORRIDORS MAKE UP AIR, AND KITCHEN EXHAUST AIR, REFER TO CONSTANT AIR REGULATOR SCHEDULE.
  - 6) FOR BRANCH DUCT SIZES FOR TOILET EXHAUST, REFER TO ZRT ZONE CONTROL TERMINAL SCHEDULE.
  - 7) ALL FIRE DAMPERS (FD) SHALL BE PROVIDED WITH ACCESS DOORS (AO). COORDINATE FOR ACCESS DOOR LOCATION WITH ARCHITECT.

4-6 S.F. NET FREE AREA LOUVER FOR STAIR SMOKE VENT. 1/3 TO BE OPEN PERMANENTLY. 2/3 W/ SMOKE DAMPER & OPERATOR TO BE CONTROLLED BY SMOKE DETECTOR. (ACTUATOR SHALL BE PROVIDED WITH CRANKCASE HEATER) (POWER REQUIRED DUCTWORK AND ACCESSORIES AS PER THE FINALIZED LOCATION)

**Shauqat Shaikh**  
*Shauqat Shaikh*  
**Buildings**  
APPROVED  
Under Directive 2 of 1975  
Date/Time: Oct 31, 2013 - 11:58 AM  
**NYC Development Hub**  
NOT FOR CONSTRUCTION

WARNING: IT IS A VIOLATION OF THE NEW YORK STATE EDUCATION LAW FOR ANY PERSON, UNLESS ACTING UNDER THE DIRECTION OF A LICENSED PROFESSIONAL ENGINEER, TO ALTER ANY ITEM ON THESE PLANS IN ANY WAY. IF ALTERATIONS TO THESE PLANS ARE MADE, THE ALTERATIONS SHALL BE MADE IN ACCORDANCE WITH ARTICLE 145 - SUBSECTION 7209 OF THE NEW YORK STATE EDUCATION LAW.

NYC BUILDING DEPARTMENT APPROVAL NOTE: THIS PLAN IS APPROVED ONLY FOR WORK INDICATED ON THE APPLICATION SPECIFICATION SHEET. ALL OTHER MATTERS SHOWN ARE NOT TO BE RELIED UPON, OR TO BE CONSIDERED EITHER AS BEING APPROVED OR IN ACCORDANCE WITH APPLICABLE CODES.



PROJECT:  
**625 WEST 57TH STREET**  
RESIDENTIAL / MIXED USE DEVELOPMENT  
WEST 57TH STREET & 12TH AVENUE  
NEW YORK, NEW YORK

OWNER/DEVELOPER:  
**Durst Pyramid LLC**  
One Bryant Park  
New York, NY 10036

ARCHITECT:  
**SLCEArchitects, LLP**  
841 BROADWAY  
NEW YORK, NY 10003  
TEL.: (212) 975-8400

DESIGN ARCHITECT:  
**BIG**  
601 W. 26th St. Suite 1255  
New York, NY 10001  
TEL.: (212) 975-8400

STRUCTURAL ENGINEER:  
**Thornton Tomasetti**  
Thornton Tomasetti, Inc.  
51 Madison Avenue  
New York, NY 10010-1603  
T 917.661.7800 F 917.661.7801

M.E.P.F. ENGINEER:  
**DC**  
DAGHER ENGINEERING, PLLC  
29 Broadway, New York, NY 10006  
T 212.480.2591 F 212.480.2654

LANDSCAPE ARCHITECT:  
**STARR WHITEHOUSE**  
Landscape Architects  
and Planners PLLC  
80 Maiden Lane, Suite 1901  
New York, New York 10038  
T 212.487.3272 F 212.487.3273

GEOTECHNICAL AND CIVIL ENGINEERING:  
**Langan Engineering & Environmental Services**  
Phone: 212.479.5400 Fax: 212.479.5444  
21 Penn Plaza, 360 West 31st Street, 8th Floor  
New York, NY

CONSTRUCTION MANAGER:  
**Hunter Roberts**  
Construction Group  
2 World Financial Center  
New York, NY 10291

TRAFIC CONSULTANT:  
**PHILIP HABIB & ASSOCIATES**  
226 WEST 26TH STREET  
NEW YORK, NEW YORK 10001

BUILDING ENVELOPE CONSULTANT:  
**IBA**  
Israel Berger and Associates, LLC  
360 PARK AVENUE SOUTH, 15th FLOOR  
New York, NY 10016  
TEL.: (212) 689-5389 FAX: (212) 689-6449

LIGHTING DESIGNER:  
**bpi** Brandston Partnership Inc.  
302 Fifth Avenue, New York, NY 10001  
main: 212.924.4050

COMMISSIONING AGENT:  
**THE FULCRUM GROUP**  
61 BROADWAY SUITE 1605  
NEW YORK, NY 10006

COMMISSIONING AGENT:

COMMISSIONING AGENT:

COMMISSIONING AGENT:

COMMISSIONING AGENT:

COMMISSIONING AGENT:

COMMISSIONING AGENT:

COMMISSIONING AGENT:

COMMISSIONING AGENT:

COMMISSIONING AGENT:

COMMISSIONING AGENT:

COMMISSIONING AGENT:

COMMISSIONING AGENT:

COMMISSIONING AGENT:

COMMISSIONING AGENT:

COMMISSIONING AGENT:

COMMISSIONING AGENT:

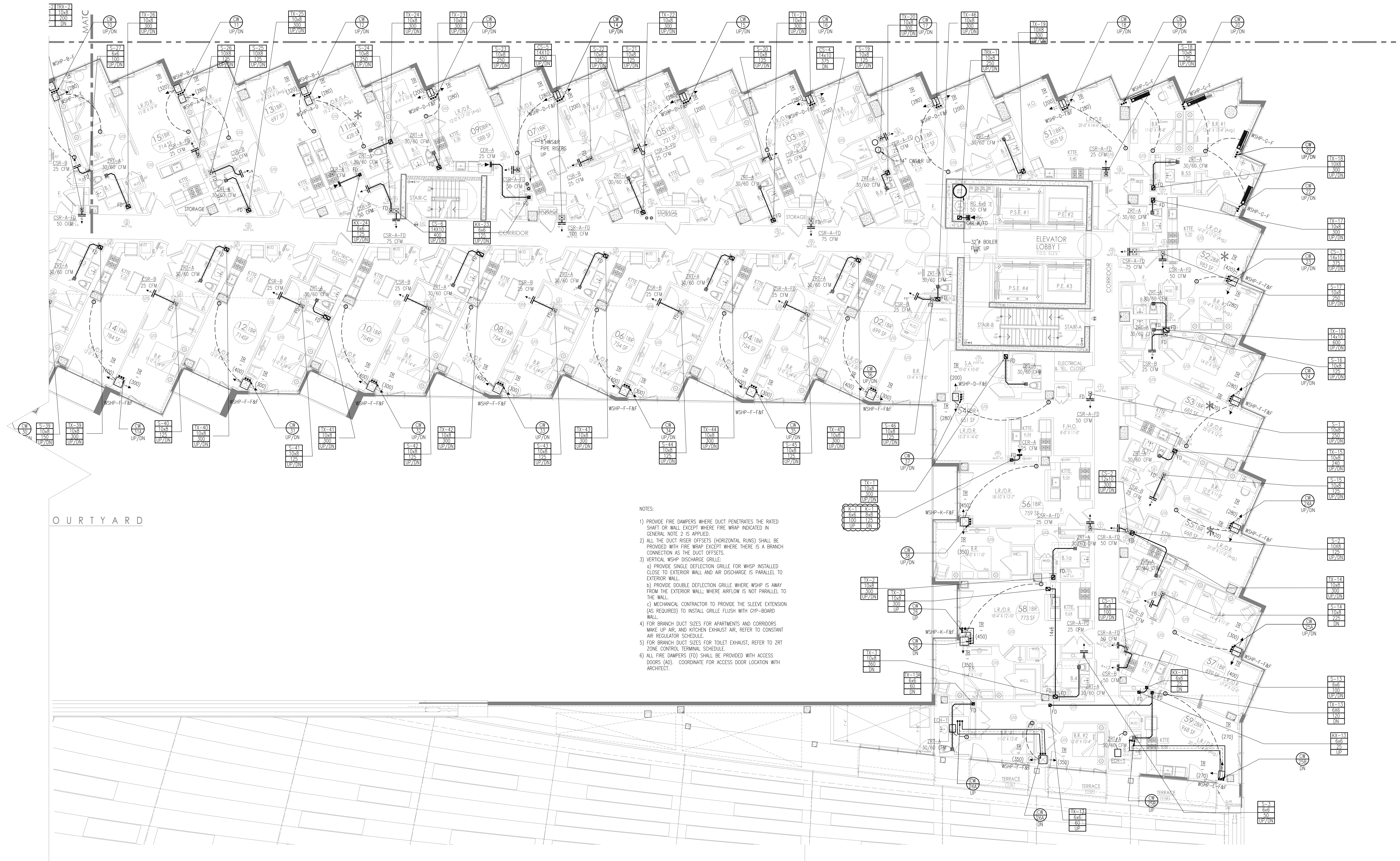
COMMISSIONING AGENT:

COMMISSIONING AGENT:

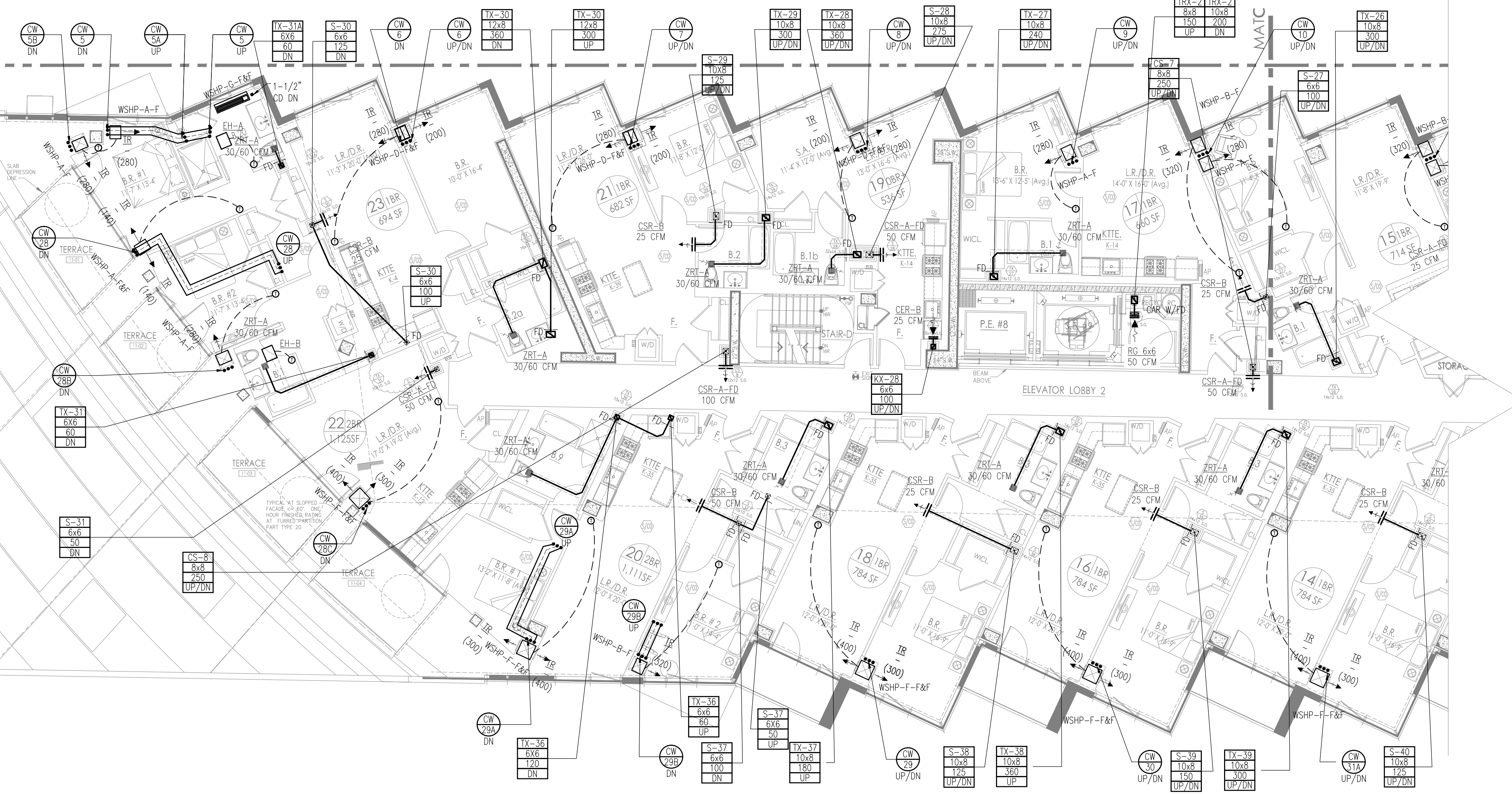
COMMISSIONING AGENT:

COMMISSIONING AGENT:

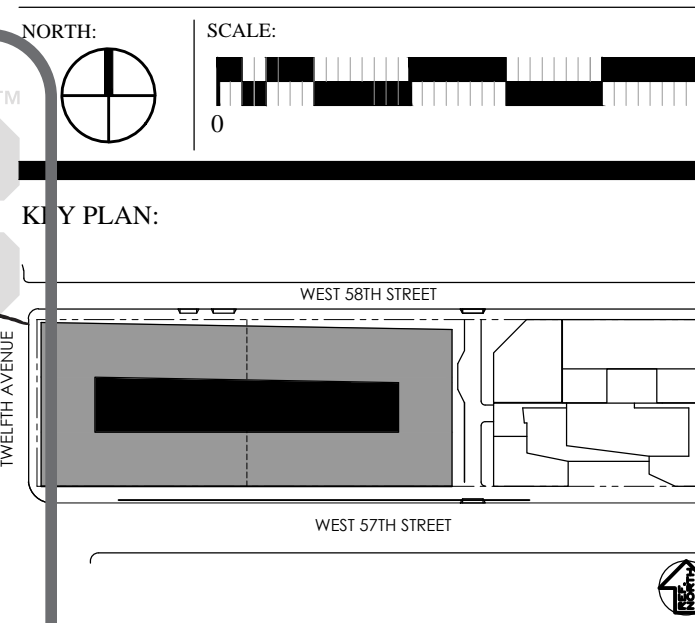
COMMISSIONING AGENT:



- NOTES:
- 1) PROVIDE FIRE DAMPERS WHERE DUCT PENETRATES THE RATED SHUTTLE OR WALL EXCEPT WHERE FIRE WRAP INDICATED IN GENERAL NOTE 2 IS APPLIED.
  - 2) ALL THE DUCT RISER OFFSETS (HORIZONTAL RUNS) SHALL BE PROVIDED WITH FIRE WRAP EXCEPT WHERE THERE IS A BRANCH CONNECTION AS THE DUCT OFFSETS.
  - 3) VERTICAL WSP DISCHARGE GRILLE:  
a) PROVIDE SINGLE DEFLECTION GRILLE FOR WSP INSTALLED CLOSE TO EXTERIOR WALL AND AIR DISCHARGE IS PARALLEL TO EXTERIOR WALL.  
b) PROVIDE DOUBLE DEFLECTION GRILLE WHERE WSP IS AWAY FROM THE EXTERIOR WALL WHERE AIRFLOW IS NOT PARALLEL TO THE WALL.
  - 4) MECHANICAL CONTRACTOR TO PROVIDE THE SLEEVE EXTENSION (AS REQUIRED) TO INSTALL GRILLE FLUSH WITH CYP-BEARD WALL.
  - 5) FOR BRANCH DUCT SIZES FOR APARTMENTS AND CORRIDORS MAKE UP AIR, AND KITCHEN EXHAUST AIR, REFER TO CONSTANT AIR REGULATOR SCHEDULE.
  - 6) FOR BRANCH DUCT SIZES FOR TOILET EXHAUST, REFER TO ZR1 ZONE CONTROL TERMINAL SCHEDULE.
  - 7) ALL THE FIRE DAMPERS (FD) SHALL BE PROVIDED WITH ACCESS DOORS (AD). COORDINATE FOR ACCESS DOOR LOCATION WITH ARCHITECT.



**Shauqat Shaikh**  
*Shauqat Shaikh*  
**Buildings**  
APPROVED  
Under Directive 2 of 1975  
Date/Time: Oct 31, 2013 - 11:58 AM  
**NYC Development Hub**  
NOT FOR CONSTRUCTION



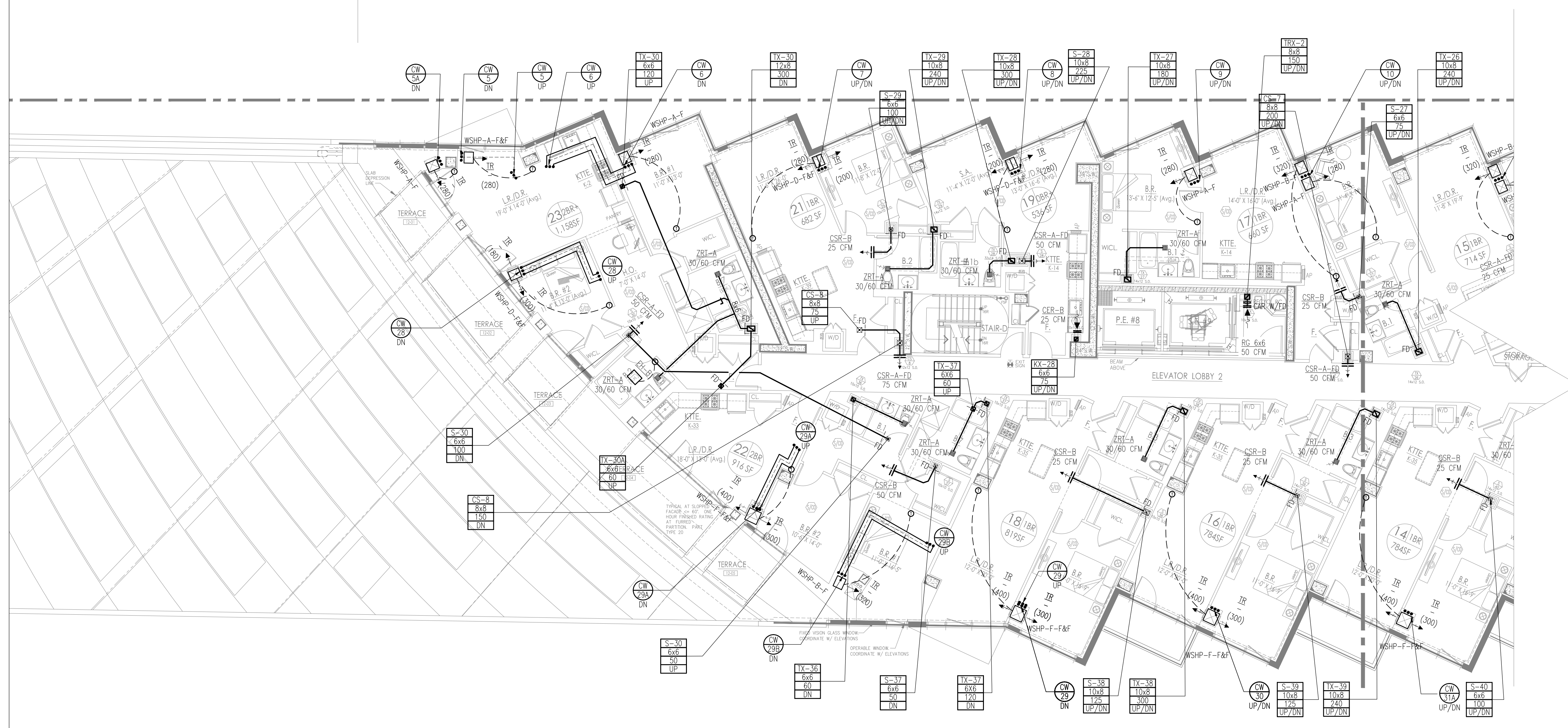
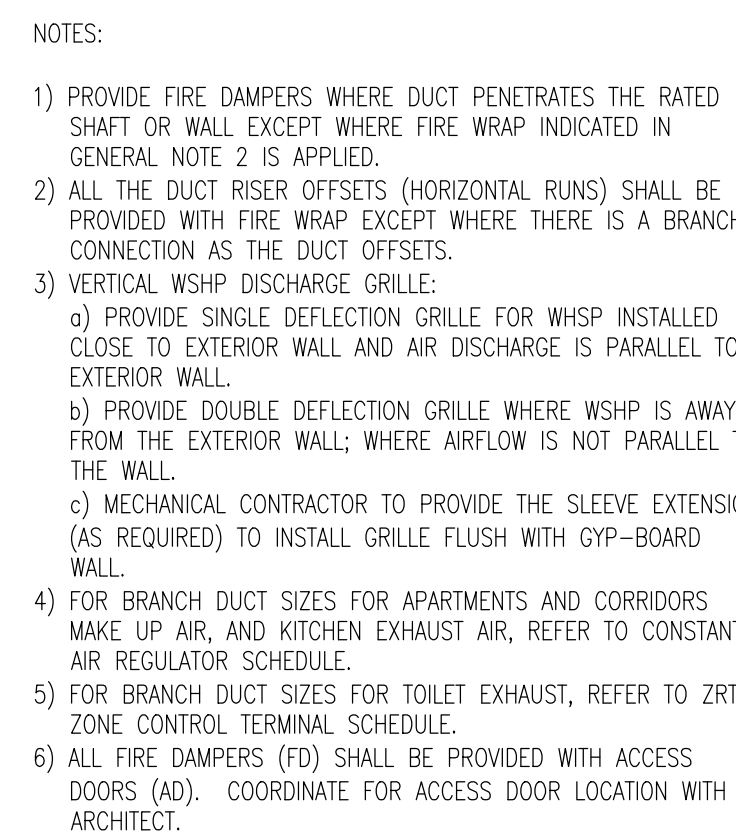
11TH FLOOR  
MECHANICAL PLAN

WARNING: IT IS A VIOLATION OF THE NEW YORK STATE EDUCATION LAW FOR ANY PERSON, UNLESS ACTING UNDER THE DIRECTION OF A LICENSED PROFESSIONAL ENGINEER, TO ALTER ANY ITEM ON THESE PLANS IN ANY WAY. IF ALTERATIONS TO THESE PLANS ARE MADE, THE ALTERATIONS SHALL BE MADE IN ACCORDANCE WITH ARTICLE 145 - SUBSECTION 7209 OF THE NEW YORK STATE EDUCATION LAW.


NYC BUILDING DEPARTMENT APPROVAL NOTE:  
THIS PLAN IS APPROVED ONLY FOR WORK INDICATED ON THE APPLICATION SPECIFICATION SHEET. ALL OTHER MATTERS SHOWN ARE NOT TO BE RELIED UPON, OR TO BE CONSIDERED EITHER AS BEING APPROVED OR IN ACCORDANCE WITH APPLICABLE CODES.

SEAL & SIGNATURE:  
**M-122.00**  
DATE: 10/31/2013  
PROJECT No: 11TH FLOOR MECHANICAL PLAN  
DRAWN BY: RK  
CHECKED BY: AT  
SHEET No: 28 OF 89





NYC BUILDING DEPARTMENT APPROVAL NOTE:  
THIS PLAN IS APPROVED ONLY FOR WORK INDICATED  
ON THE APPLICATION SPECIFICATION SHEET. ALL  
OTHER MATTERS SHOWN ARE NOT TO BE RELIED  
UPON, OR TO BE CONSIDERED EITHER AS BEING  
APPROVED OR IN ACCORDANCE WITH APPLICABLE  
CODES.

SEAL & SIGNATURE:	DATE:
	PROJECT No:
	DRAWN BY: RK
	CHECKED BY: AT
	DWG. No:
	<b>M-123.00</b>
	SHEET. No:

WARNING: IT IS A VIOLATION OF THE NEW YORK STATE EDUCATION LAW FOR ANY PERSON, UNLESS ACTING UNDER THE DIRECTION OF A LICENSED PROFESSIONAL ENGINEER, TO ALTER ANY ITEM ON THESE PLANS IN ANY WAY. IF ALTERATIONS TO THESE PLANS ARE MADE, THE ALTERATION SHALL BE MADE IN ACCORDANCE WITH ARTICLE 145 - SUBSECTION 7209 OF THE NEW YORK STATE EDUCATION LAW.



PROJECT:  
**625 WEST 57TH STREET**  
RESIDENTIAL / MIXED USE DEVELOPMENT  
WEST 57th STREET & 12th AVENUE  
NEW YORK, NEW YORK

OWNER/DEVELOPER:

 **Durst Pyramid LLC**  
One Bryant Park  
New York, NY 10036

ARCHITECT:  
**SLCE***Architects, LLP*  
841 BROADWAY  
NEW YORK, NY 10003  
TEL.: (212) 979-8400

DESIGN ARCHITECT:

**BIG** 601 W. 26th St. Suite 1255  
New York, NY 10001  
USA  
347 964 3666  
[www.big.dk](http://www.big.dk)

STRUCTURAL ENGINEER:  
**Thornton Tomasetti**  
Thornton Tomasetti, Inc.  
51 Madison Avenue  
New York, NY 10010-1603  
T 917.661.7800 F 917.661.7801

M.E.P.FP. ENGINEER:  
**DE**  
**DAGHER ENGINEERING, PLLC**  
29 Broadway, New York, NY 10006  
T. 212.480.2591 F. 212.480.2654

LANDSCAPE ARCHITECT:

 **STARR WHITEHOUSE**  
Landscape Architects  
and Planners PLLC  
80 Maiden Lane, Suite 1901  
New York, New York 10038  
T 212.487.3272 F 212.487.3273

GEOTECHNICAL AND CIVIL ENGINEERING:  
**Langan Engineering &  
Environmental Services**  
Phone: 212.479.5400 Fax: 212.479.5444  
21 Penn Plaza, 360 West 31st Street, 8th Floor  
New York, NY

CONSTRUCTION MANAGER:  
**Hunter Roberts**  
Construction Group

TRAFFIC CONSULTANT:  
**PHILIP HABIB & ASSOCIATES**  
226 WEST 26TH STREET  
NEW YORK, NEW YORK 10001

**BUILDING ENVELOPE CONSULTANT:**

**IBA**

**Israel Berger and Associates, LLC**  
360 PARK AVENUE SOUTH, 15th FLOOR  
New York, NY 10016  
TEL.: (212) 689-5389 FAX.: (212) 689-6449

LIGHTING DESIGNER:

**bpi** Brandston Partnership Inc.

302 Fifth Avenue, New York, NY 10001  
main: 212.924.4050

COMMISSIONING AGENT:  
**THE FULCRUM GROUP**  
61 BROADWAY SUITE 1605  
NEW YORK, NY 10006

[illegible]

NB#

**NORTH**

**SCALE:**

0 100 FEET

**KEY PLAN:**

**WEST 6TH STREET**


**WEST 7TH STREET**

**WEST 8TH STREET**

**SUBMITTAL NOISE**

DRAWING TITLE:

13TH FLOOR  
MECHANICAL PLAN

SEAL & SIGNATURE:	DATE:
	PROJECT No:
	DRAWN BY: RK
	CHECKED BY: AT
	DWG. No:
	<b>M-124.00</b>
FILE No:	SHEET. No:
	30 OF 89

[illegible]

WARNING: IT IS A VIOLATION OF THE NEW YORK STATE EDUCATION LAW FOR ANY PERSON, UNLESS ACTING UNDER THE DIRECTION OF A LICENSED PROFESSIONAL ENGINEER, TO ALTER ANY ITEM ON THESE PLANS IN ANY WAY. IF ALTERATIONS TO THESE PLANS ARE MADE, THE ALTERATIONS SHALL BE MADE IN ACCORDANCE WITH ARTICLE 145 - SUBSECTION 7209 OF THE NEW YORK STATE EDUCATION LAW.

NYC BUILDING DEPARTMENT APPROVAL NOTE:  
THIS PLAN IS APPROVED ONLY FOR WORK INDICATED  
ON THE APPLICATION SPECIFICATION SHEET. ALL  
OTHER MATTERS SHOWN ARE NOT TO BE RELIED  
UPON, OR TO BE CONSIDERED EITHER AS BEING  
APPROVED OR IN ACCORDANCE WITH APPLICABLE  
CODES.

**Shauqat Shaikh**  
Shauqat Shaikh  
**Buildings**  
APPROVED  
Under Directive 2 of 1975

The mechanical floor plan illustrates the placement of fire dampers (F&D) and wet steam pipe (WSP) throughout the building's mechanical rooms, corridors, and individual apartment units. The plan includes detailed annotations for each unit, such as 'Unit 101' through 'Unit 108', and various mechanical components like ductwork, valves, and equipment. Key areas labeled include 'CORRIDOR', 'STAIR-C', 'ELEVATOR LOBBY I', and 'TERRACE'. The plan also shows the location of fire dampers and WSP in relation to exterior walls and interior partitions.

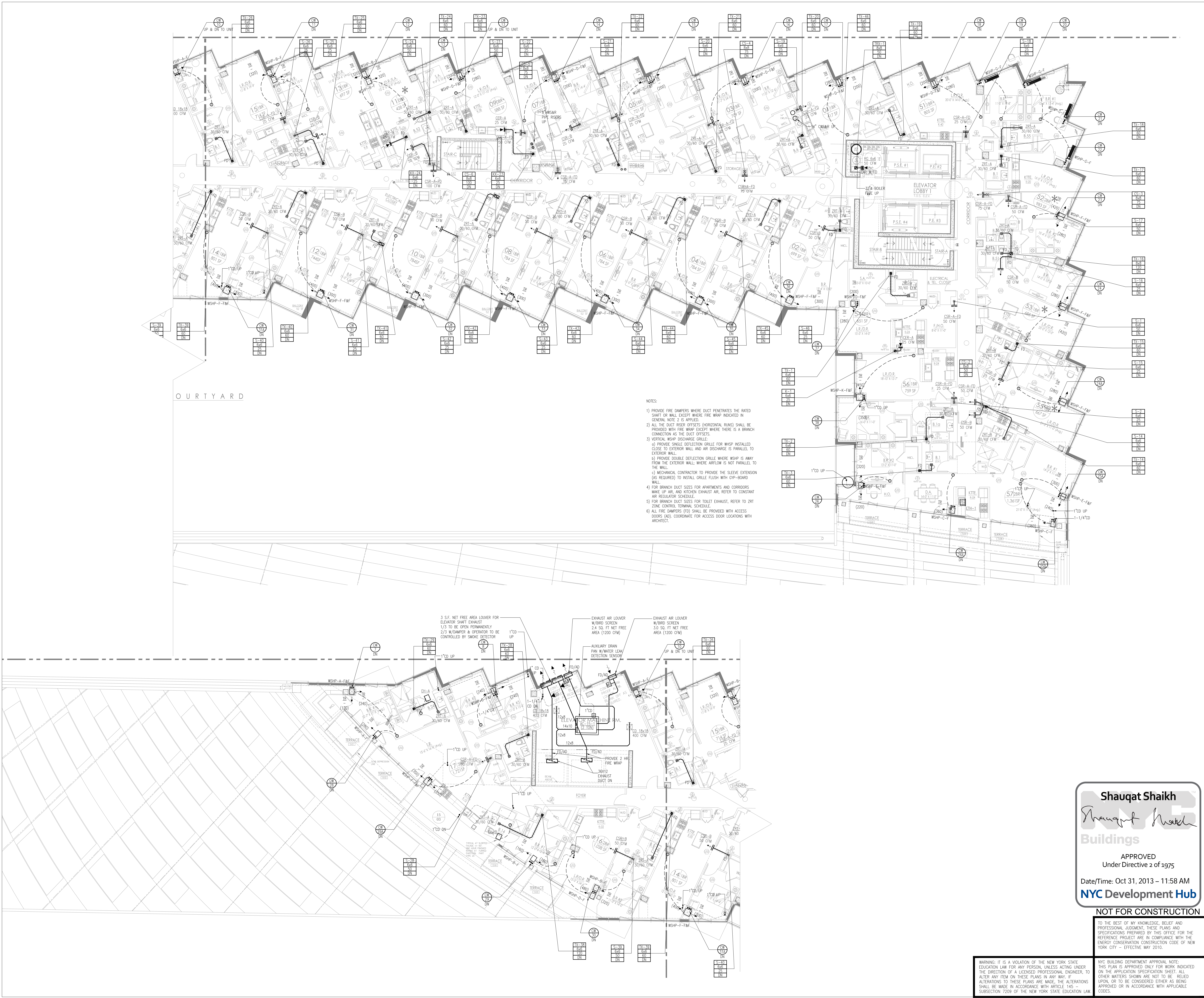
**NOTES:**

- PROVIDE FIRE DAMPERS WHERE DUCT PENETRATES THE RATED SHUTT OR WALL EXCEPT WHERE FIRE WSP INDICATED IN GENERAL NOTE 2 IS APPLIED.
- ALL THE DUCT RISER OFFSETS (HORIZONTAL RUNS) SHALL BE PROVIDED WITH FIRE WSP EXCEPT WHERE THERE IS A BRANCH CONNECTION AS THE DUCT OFFSETS.
- VERTICAL WSP DISCHARGE GRILLE:  
a) PROVIDE SINGLE DEFLECTION GRILLE FOR WSP INSTALLED CLOSE TO EXTERIOR WALL AND AIR DISCHARGE IS PARALLEL TO EXTERIOR WALL.  
b) PROVIDE DOUBLE DEFLECTION GRILLE WHERE WSP IS AWAY FROM THE EXTERIOR WALL; WHERE AIRFLOW IS NOT PARALLEL TO THE WALL.  
c) MECHANICAL CONTRACTOR TO PROVIDE THE SLEEVE EXTENSION (AS REQUIRED) TO INSTALL GRILLE FLUSH WITH GYP-BOARD WALL.
- FOR BRANCH DUCT SIZES FOR APARTMENTS AND CORRIDORS MAKE UP AIR, AND KITCHEN EXHAUST AIR, REFER TO CONSTANT AIR REGULATOR SCHEDULE.
- FOR BRANCH DUCT SIZES FOR TOILET EXHAUST, REFER TO ZBT ZONE CONTROL TERMINAL SCHEDULE.
- ALL FIRE DAMPERS (FD) SHALL BE PROVIDED WITH ACCESS DOORS (AD). COORDINATE FOR ACCESS DOOR LOCATION WITH ARCHITECT.









- NOTES:
- 1) PROVIDE FIRE DAMPERS WHERE DUCT PENETRATES THE RATED SHUTTLE OR WALL EXCEPT WHERE FIRE WRAP INDICATED IN GENERAL NOTE 2 IS APPLIED.
  - 2) ALL THE DUCT RISER OFFSETS (HORIZONTAL RUNS) SHALL BE PROVIDED WITH FIRE WRAP EXCEPT WHERE THERE IS A BRANCH CONNECTION AS THE DUCT OFFSETS.
  - 3) VERTICAL WSPH DISCHARGE GRILLE:  
a) PROVIDE SINGLE DEFLECTION GRILLE FOR WSPH INSTALLED CLOSE TO EXTERIOR WALL AND AIR DISCHARGE IS PARALLEL TO EXTERIOR WALL.  
b) PROVIDE DOUBLE DEFLECTION GRILLE WHERE WSPH IS AWAY FROM THE EXTERIOR WALL WHERE AIRFLOW IS NOT PARALLEL TO THE WALL.  
c) MECHANICAL CONTRACTOR TO PROVIDE THE SLEEVE EXTENSION (AS REQUIRED) TO INSTALL GRILLE FLUSH WITH GYP-BOARD WALL.
  - 4) FOR BRANCH DUCT SIZES FOR APARTMENTS AND CORRIDORS MAKE UP AIR AND KITCHEN EXHAUST AIR, REFER TO CONSTANT AIR REGULATOR SCHEDULE.
  - 5) FOR BRANCH DUCT SIZES FOR TOILET EXHAUST, REFER TO ZRT ZONE CONTROL TERMINAL SCHEDULE.
  - 6) ALL FIRE DAMPERS (FD) SHALL BE PROVIDED WITH ACCESS DOORS (AD). COORDINATE FOR ACCESS DOOR LOCATIONS WITH ARCHITECT.

Shauqat Shaikh

*Shauqat Shaikh*

Buildings

APPROVED  
Under Directive 2 of 1975  
Date/Time: Oct 31, 2013 - 11:58 AM  
NYC Development Hub

NOT FOR CONSTRUCTION

TO THE BEST OF MY KNOWLEDGE, BELIEF AND PROFESSIONAL JUDGMENT, THESE PLANS AND SPECIFICATIONS PREPARED BY THIS OFFICE FOR THE REFERENCE PROJECT ARE IN COMPLIANCE WITH THE ENERGY CONSERVATION CONSTRUCTION CODE OF NEW YORK CITY - EFFECTIVE MAY 2010.

WARNING: IT IS A VIOLATION OF THE NEW YORK STATE EDUCATION LAW FOR ANY PERSON, UNLESS ACTING UNDER THE DIRECTION OF A LICENSED PROFESSIONAL ENGINEER, TO ALTER ANY ITEM ON THESE PLANS IN ANY WAY. IF ALTERATIONS TO THESE PLANS ARE MADE, THE ALTERATIONS SHALL BE MADE IN ACCORDANCE WITH ARTICLE 145 - SUBSECTION 7209 OF THE NEW YORK STATE EDUCATION LAW.

DATE: PROJECT No: DRAWN BY: RK CHECKED BY: AT

SEAL OF NEW YORK STATE ENGINEER

M-126.00

SHEET No: 32 OF 89

PROJECT:  
625 WEST 57TH STREET  
RESIDENTIAL / MIXED USE DEVELOPMENT  
WEST 57TH STREET & 12TH AVENUE  
NEW YORK, NEW YORK

OWNER/DEVELOPER:  
 Durst Pyramid LLC  
One Bryant Park  
New York, NY 10036

ARCHITECT:  
SLCEArchitects, LLP  
841 BROADWAY  
NEW YORK, NY 10003  
TEL.: (212) 979-5400

DESIGN ARCHITECT:  
 BIG  
601 W. 26th St. Suite 1255  
New York, NY 10001  
USA  
347 964 1666  
www.big.dk

STRUCTURAL ENGINEER:  
Thornton Tomasetti  
Thornton Tomasetti, Inc.  
51 Madison Avenue  
New York, NY 10010-1603  
T 917.661.7800 F 917.661.7801

M.E.P.P. ENGINEER:  
 DAGHER ENGINEERING, PLLC  
29 Broadway, New York, NY 10006  
T 212.480.2591 F 212.480.2654

LANDSCAPE ARCHITECT:  
 STARR WHITEHOUSE  
Landscape Architects  
and Planners PLLC  
80 Maiden Lane, Suite 1901  
New York, New York 10038  
T 212.487.3272 F 212.487.3273

GEOTECHNICAL AND CIVIL ENGINEERING:  
Langan Engineering & Environmental Services  
Phone: 212.479.5400 Fax: 212.479.5444  
21 Penn Plaza, 360 West 31st Street, 36th Floor  
New York, NY

CONSTRUCTION MANAGER:  
Hunter Roberts  
Construction Group  
2 World Financial Center  
New York, NY 10281

TRAFFIC CONSULTANT:  
PHILIP HABIB & ASSOCIATES  
226 WEST 26TH STREET  
NEW YORK, NEW YORK 10001

BUILDING ENVELOPE CONSULTANT:  
 IBA  
Israel Berger and Associates, LLC  
360 PARK AVENUE SOUTH, 15th FLOOR  
New York, NY 10016  
TEL.: (212) 689-5389 FAX: (212) 689-6449

LIGHTING DESIGNER:  
bpi Brandston Partnership Inc.  
302 Fifth Avenue, New York, NY 10001  
main: 212.924.4050

COMMISSIONING AGENT:  
THE FULCRUM GROUP  
61 BROADWAY SUITE 1605  
NEW YORK, NY 10006

09-21-2013 ISSUED FOR DOB FILING  
09-19-2013 BULLETIN #12  
09-09-2013 BULLETIN #10  
07-01-2013 BULLETIN #8  
04-01-2013 BULLETIN #4  
03-15-2013 ISSUED FOR DOB FILING  
02-28-2013 DESIGN DEVELOPMENT ISSUANCE

No. DATE REVISION

DOB NUMBER:  
NB#

NORTH

SCALE

KEY PLAN:

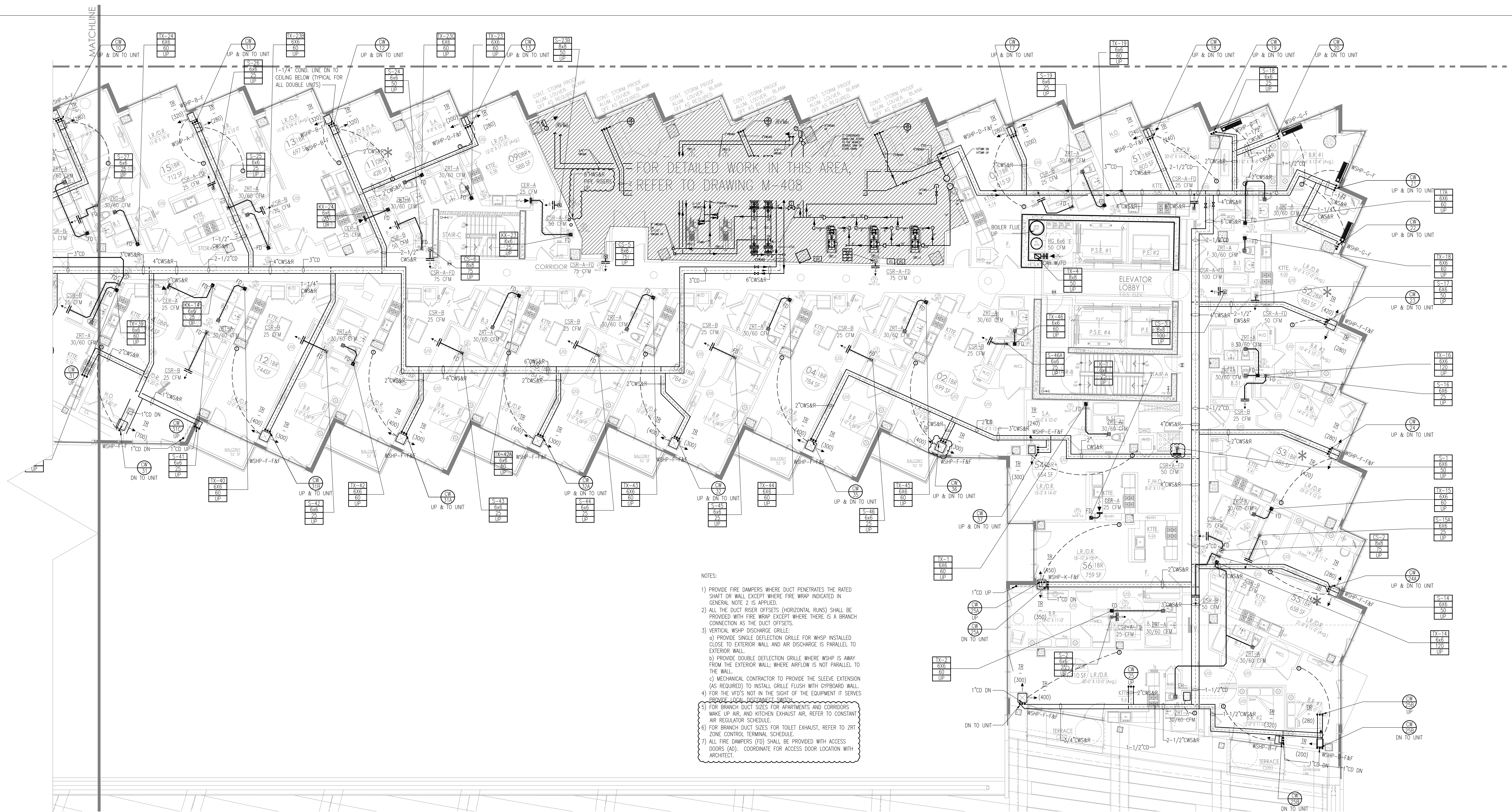
DRAWING TITLE:  
15TH FLOOR  
MECHANICAL PLAN

SEAL & SIGNATURE:

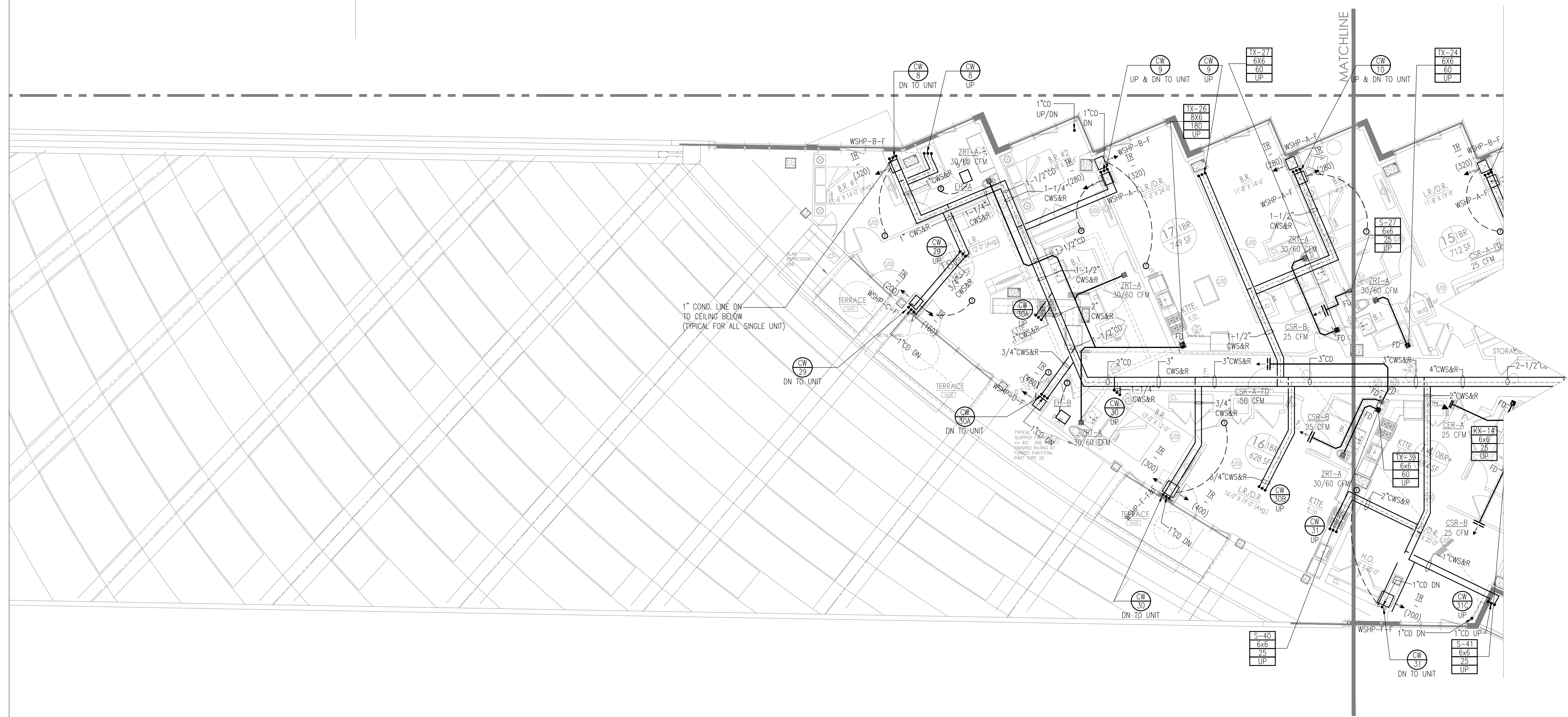
DATE: PROJECT No: DRAWN BY: RK CHECKED BY: AT

M-126.00  
SHEET No: 32 OF 89





- NOTES:
- 1) PROVIDE FIRE DAMPERS WHERE DUCT PENETRATES THE RATED SHIRT OR WALL EXCEPT WHERE FIRE WSP INDICATED IN GENERAL NOTE 2 IS APPLIED.
  - 2) ALL THE DUCT RISER OFFSETS (HORIZONTAL RUNS) SHALL BE PROVIDED WITH FIRE WSP EXCEPT WHERE THERE IS A BRANCH CONNECTION AS THE DUCT OFFSETS.
  - 3) PROVIDE SINGLE DEFLECTION GRILLE FOR WSP INSTALLED CLOSE TO EXTERIOR WALL AND AIR DISCHARGE IS PARALLEL TO EXTERIOR WALL.
  - 4) PROVIDE DOUBLE DEFLECTION GRILLE WHERE WSP IS AWAY FROM THE EXTERIOR WALL WHERE AIRFLOW IS NOT PARALLEL TO THE WALL.
  - 5) MECHANICAL CONTRACTOR TO PROVIDE THE SLEEVE EXTENSION (AS REQUIRED) TO INSTALL GRILLE FLUSH WITH EXTERIOR WALL.
  - 6) FOR THE VFD'S NOT IN THE SIGHT OF THE EQUIPMENT IT SERVES.
  - 7) FOR BRANCH DUCT SIZES FOR HORIZONTAL AND VERTICALS MAKE UP AIR AND KITCHEN EXHAUST AIR, REFER TO CONSTANT AIR REGULATOR SCHEDULE.
  - 8) FOR BRANCH DUCT SIZES FOR TOILET EXHAUST, REFER TO ZBT ZONE CONTROL TERMINAL SCHEDULE.
  - 9) ALL FIRE DAMPERS (FD) SHALL BE PROVIDED WITH ACCESS DOORS (AD). COORDINATE FOR ACCESS DOOR LOCATION WITH ARCHITECT.



PROJECT:  
625 WEST 57TH STREET  
RESIDENTIAL / MIXED USE DEVELOPMENT  
WEST 57TH STREET & 12th AVENUE  
NEW YORK, NEW YORK

OWNER/DEVELOPER:  
**Durst Pyramid LLC**  
One Bryant Park  
New York, NY 10036

ARCHITECT:  
**SLCEArchitects, LLP**  
841 BROADWAY  
NEW YORK, NY 10003  
TEL.: (212) 975-5400

DESIGN ARCHITECT:  
**BIG**  
801 W. 26th St. Suite 1255  
New York, NY 10001  
USA  
347 964 3666  
www.big.dk

STRUCTURAL ENGINEER:  
**Thornton Tomasetti**  
Thornton Tomasetti, Inc.  
61 Madison Avenue  
New York, NY 10010-1603  
T 917.661.7800 F 917.661.7801

M.E.P.P. ENGINEER:  
**DE**  
DAGHER ENGINEERING, PLLC  
29 Broadway, New York, NY 10006  
T: 212.480.2591 F: 212.480.2654

LANDSCAPE ARCHITECT:  
**STARR WHITEHOUSE**  
Landscape Architects  
and Planners PLLC  
80 Maiden Lane, Suite 1901  
New York, New York 10038  
T 212.487.3272 F 212.487.3273

GEOTECHNICAL AND CIVIL ENGINEERING:  
**Langan Engineering & Environmental Services**  
Phone: 212.479.5400 Fax: 212.479.5444  
21 Penn Plaza, 360 West 31st Street, 8th Floor  
New York, NY

CONSTRUCTION MANAGER:  
**Hunter Roberts Construction Group**  
2 World Financial Center  
New York, NY 10281

TRAFFIC CONSULTANT:  
**PHILIP HABIB & ASSOCIATES**  
226 WEST 26TH STREET  
NEW YORK, NEW YORK 10001

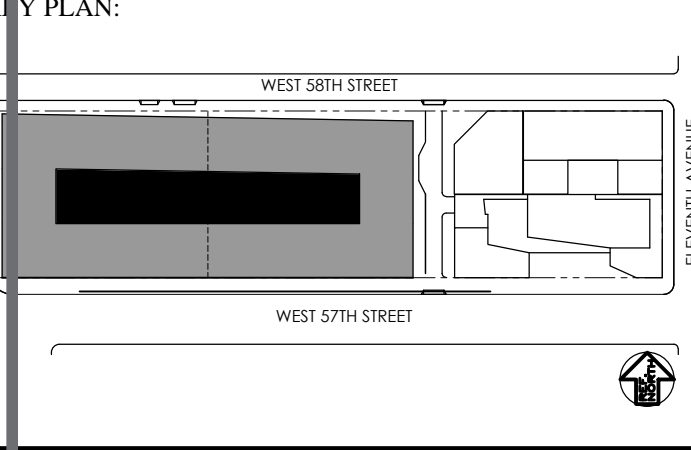
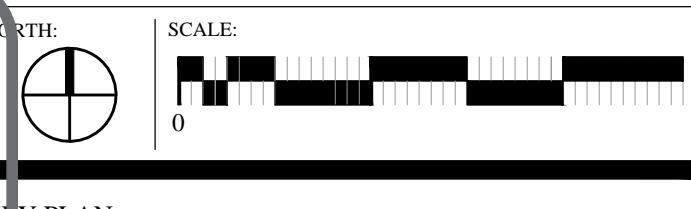
BUILDING ENVELOPE CONSULTANT:  
**IBA**  
Israel Berger and Associates, LLC  
360 PARK AVENUE SOUTH, 15th FLOOR  
New York, NY 10016  
TEL.: (212) 689-5589 FAX.: (212) 689-4449

LIGHTING DESIGNER:  
**bpi** Brandston Partnership Inc.  
302 Fifth Avenue, New York, NY 10001  
main: 212.924.4050

COMMISSIONING AGENT:  
**THE FULCRUM GROUP**  
61 BROADWAY SUITE 1605  
NEW YORK, NY 10006

No.	DATE	REVISION
06-23-2017	ISSUED FOR DOB FILING	
06-19-2017	BULLETIN #12	
06-06-2017	BULLETIN #10	
05-05-2017	BULLETIN #8	
04-05-2017	BULLETIN #4	
03-15-2017	ISSUED FOR DOB FILING	
02-28-2017	DESIGN DEVELOPMENT ISSUANCE	

D.O.B. NUMBER:  
**NB#**



DRAWING TITLE:  
**16TH FLOOR MECHANICAL PLAN**

SEAL & SIGNATURE:  
**M-127.00**  
SHEET No.: 33 OF 89

FILE No.:

**Shauqat Shaikh**  
*Shauqat Shaikh*  
**Buildings**  
APPROVED  
Under Directive 2 of 1975  
Date/Time: Oct 31, 2013 - 11:58 AM  
**NYC Development Hub**

NOT FOR CONSTRUCTION

TO THE BEST OF MY KNOWLEDGE, BELIEF AND PROFESSIONAL JUDGMENT, THESE PLANS AND SPECIFICATIONS PREPARED BY THIS OFFICE FOR THE REFERENCE PROJECT ARE IN COMPLIANCE WITH THE ENERGY CONSERVATION CONSTRUCTION CODE OF NEW YORK CITY - EFFECTIVE MAY 2010.

NYC BUILDING DEPARTMENT APPROVAL NOTE:  
THIS PLAN IS APPROVED ONLY FOR WORK INDICATED ON THE APPLICATION SPECIFICATION SHEET. ALL OTHER MATTERS SHOWN ARE NOT TO BE RELIED UPON, OR TO BE CONSIDERED EITHER AS BEING APPROVED OR IN ACCORDANCE WITH APPLICABLE CODES.

WARNING: IT IS A VIOLATION OF THE NEW YORK STATE EDUCATION LAW FOR ANY PERSON, UNLESS ACTING UNDER THE DIRECTION OF A LICENSED PROFESSIONAL ENGINEER, TO ALTER ANY ITEM ON THESE PLANS IN ANY WAY. IF ALTERATIONS TO THESE PLANS ARE MADE, THE ALTERATIONS SHALL BE MADE IN ACCORDANCE WITH ARTICLE 145 - SUBSECTION 7209 OF THE NEW YORK STATE EDUCATION LAW.



# West 58th Street



- NOTES:
- 1) PROVIDE FIRE DAMPERS WHERE DUCT PENETRATES THE RATED SHUT OR WALL EXCEPT WHERE FIRE WRAP INDICATED IN GENERAL NOTE 2 IS APPLIED.
  - 2) ALL THE DUCT RISER OFFSETS (HORIZONTAL RUNS) SHALL BE PROVIDED WITH FIRE WRAP EXCEPT WHERE THERE IS A BRANCH CONNECTION AS THE DUCT OFFSETS.
  - 3) VERTICAL WSPH DISCHARGE GRILLE:
    - a) PROVIDE SINGLE DEFLECTION GRILLE FOR WSPH INSTALLED CLOSE TO EXTERIOR WALL AND AIR DISCHARGE IS PARALLEL TO EXTERIOR WALL.
    - b) PROVIDE DOUBLE DEFLECTION GRILLE WHERE WSPH IS AWAY FROM THE EXTERIOR WALL WHERE AIRFLOW IS NOT PARALLEL TO THE WALL.
    - c) MECHANICAL CONTRACTOR TO PROVIDE THE SLEEVE EXTENSION (AS REQUIRED) TO INSTALL GRILLE FLUSH WITH EXTERIOR WALL.
  - 4) FOR THE VFD'S NOT IN THE SIGHT OF THE EQUIPMENT IT SERVES PROVIDE LOCAL DISCONNECT SWITCH.
  - 5) FOR BRANCH DUCT SIZES FOR APARTMENTS AND CORRIDORS MAKE UP AIR, AND KITCHEN EXHAUST AIR, REFER TO CONSTANT AIR REGULATOR SCHEDULE.
  - 6) FOR BRANCH DUCT SIZES FOR TOILET EXHAUST, REFER TO ZRT ZONE CONTROL TERMINAL SCHEDULE.
  - 7) ALL FIRE DAMPERS (FD) SHALL BE PROVIDED WITH ACCESS DOORS (AD). COORDINATE FOR ACCESS DOOR LOCATION WITH ARCHITECT.

PROJECT:  
**625 WEST 57TH STREET**  
RESIDENTIAL / MIXED USE DEVELOPMENT  
WEST 57th STREET & 12th AVENUE  
NEW YORK, NEW YORK

OWNER/DEVELOPER:  
**Durst Pyramid LLC**  
One Bryant Park  
New York, NY 10036

ARCHITECT:  
**SLCEArchitects, LLP**  
841 BROADWAY  
NEW YORK, NY 10003  
TEL.: (212) 975-8409

DESIGN ARCHITECT:  
**BIG**  
601 W. 26th St. Suite 1255  
New York, NY 10001  
Tel: 212 904 3666  
www.big.dk

STRUCTURAL ENGINEER:  
**Thornton Tomasetti**  
Thornton Tomasetti, Inc.  
51 Madison Avenue  
New York, NY 10010-1603  
T 917.661.7800 F 917.661.7801

M.E.P.P. ENGINEER:  
**DC**  
DAGHER ENGINEERING, PLLC  
29 Broadway, New York, NY 10006  
T 212.480.2591 F 212.480.2654

LANDSCAPE ARCHITECT:  
**STARR WHITEHOUSE**  
Landscape Architects  
and Planners PLLC  
80 Maiden Lane, Suite 1901  
New York, New York 10038  
T 212.487.3272 F 212.487.3273

GEOTECHNICAL AND CIVIL ENGINEERING:  
**Langan Engineering & Environmental Services**  
Phone: 212.479.5400 Fax: 212.479.5444  
21 Penn Plaza, 360 West 31st Street, 8th Floor  
New York, NY

CONSTRUCTION MANAGER:  
**Hunter Roberts**  
Construction Group  
2 World Financial Center  
New York, NY 10036

TRAFFIC CONSULTANT:  
**PHILIP HABIB & ASSOCIATES**  
226 WEST 26TH STREET  
NEW YORK, NEW YORK 10001

BUILDING ENVELOPE CONSULTANT:  
**IBA**  
Israel Berger and Associates, LLC  
360 PARK AVENUE SOUTH, 15th FLOOR  
New York, NY 10016  
TEL.: (212) 689-5389 FAX.: (212) 689-6449

LIGHTING DESIGNER:  
**bpi** Brandston Partnership Inc.  
302 Fifth Avenue, New York, NY 10001  
main: 212.924.4050

COMMISSIONING AGENT:  
**THE FULCRUM GROUP**  
61 BROADWAY SUITE 1605  
NEW YORK, NY 10006

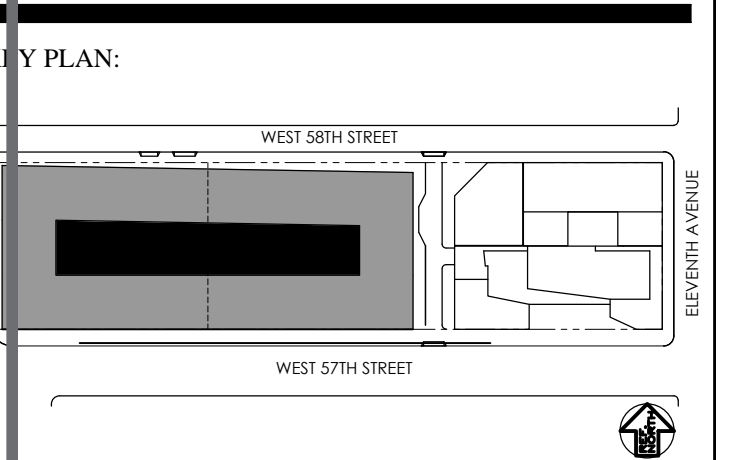
NO.	DATE	REVISION
06-23-2013	ISSUED FOR DOB FILING	
06-19-2013	BULLETIN #12	
06-04-2013	BULLETIN #10	
07-01-2013	BULLETIN #8	
06-01-2013	BULLETIN #1	
03-15-2013	ISSUED FOR DOB FILING	
05-30-2012	DESIGN DEVELOPMENT ISSUANCE	

NO. DATE REVISION

DOB NUMBER: NB#

SCALE: 1" = 10'-0"

KEY PLAN:



DRAWING TITLE:

17TH FLOOR  
MECHANICAL PLAN

NOT FOR CONSTRUCTION

TO THE BEST OF MY KNOWLEDGE, BELIEF AND PROFESSIONAL JUDGMENT, THESE PLANS AND SPECIFICATIONS PREPARED BY THIS OFFICE FOR THE REFERENCE PROJECT ARE IN COMPLIANCE WITH THE ENERGY CONSERVATION CONSTRUCTION CODE OF NEW YORK CITY - EFFECTIVE MAY 2010.

NYC BUILDING DEPARTMENT APPROVAL NOTE:  
THIS PLAN IS APPROVED ONLY FOR WORK INDICATED ON THE APPLICATION SPECIFICATION SHEET. ALL OTHER MATTERS SHOWN ARE NOT TO BE RELIED UPON, OR TO BE CONSIDERED EITHER AS BEING APPROVED OR IN ACCORDANCE WITH APPLICABLE CODES.

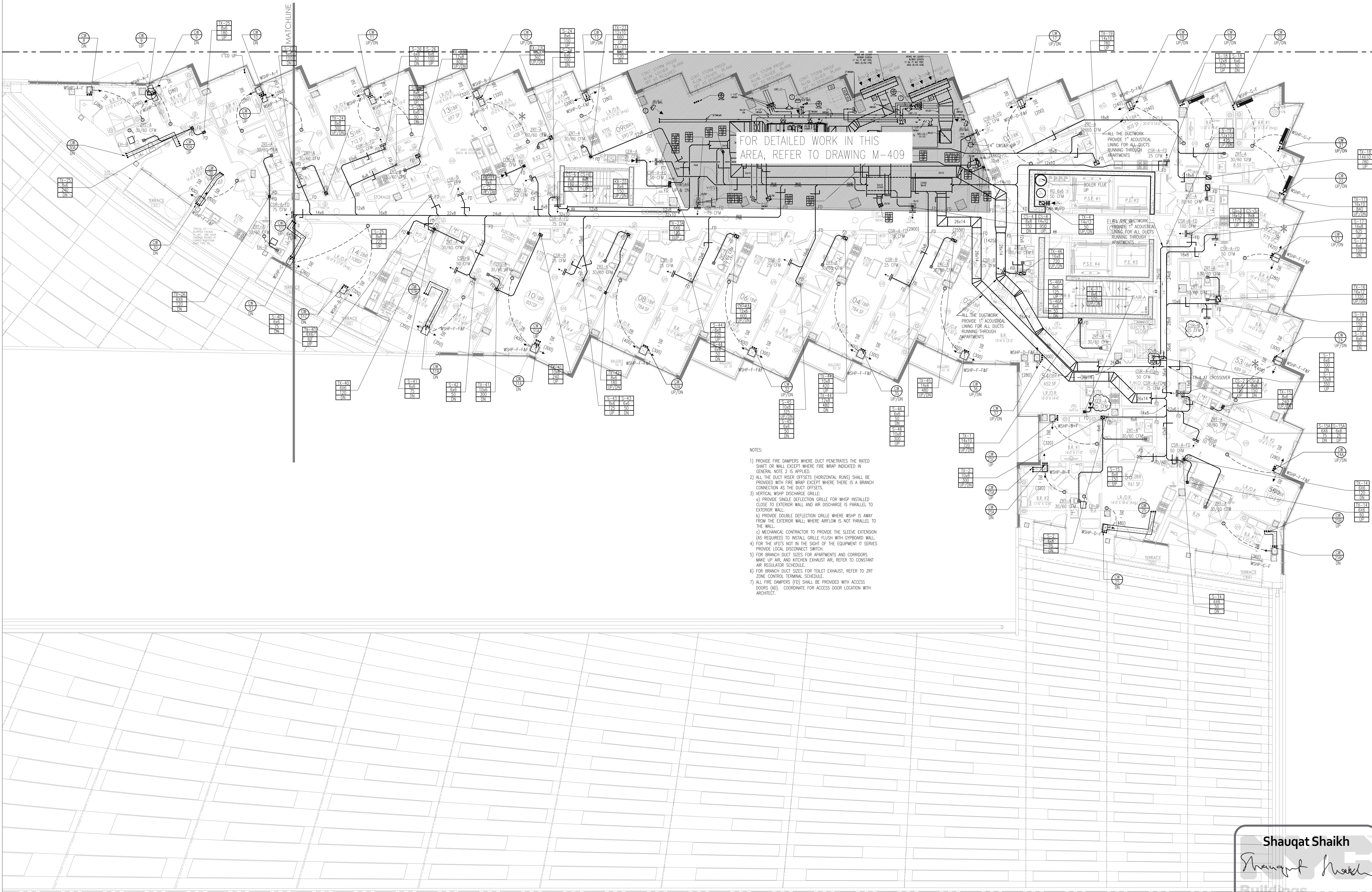
SEAL & SIGNATURE: PROJECT No. DRAWN BY: RK CHECKED BY: AT DATE: SHEET No. 34 OF 89

M-128.00

WARNING: IT IS A VIOLATION OF THE NEW YORK STATE EDUCATION LAW FOR ANY PERSON, UNLESS ACTING UNDER THE DIRECTION OF A LICENSED PROFESSIONAL ENGINEER, TO ALTER ANY ITEM ON THESE PLANS IN ANY WAY. IF ALTERATIONS TO THESE PLANS ARE MADE, THE ALTERATIONS SHALL BE MADE IN ACCORDANCE WITH ARTICLE 145 - SUBSECTION 2.209 OF THE NEW YORK STATE EDUCATION LAW.



# West 58th Street



- NOTES:
- 1) PROVIDE FIRE DAMPERS WHERE DUCT PENETRATES THE RATED SHUTTLE WALL EXCEPT WHERE FIRE WRAP INDICATED IN GENERAL NOTE 2 IS APPLIED.
  - 2) ALL THE DUCT RISER OFFSETS (HORIZONTAL RUNS) SHALL BE PROVIDED WITH FIRE WRAP EXCEPT WHERE THERE IS A BRANCH CONNECTION AS THE DUCT OFFSETS.
  - 3) VERTICAL WSPH DISCHARGE GRILLE:
    - a) PROVIDE SINGLE DEFLECTION GRILLE FOR WSPH INSTALLED CLOSE TO EXTERIOR WALL AND AIR DISCHARGE IS PARALLEL TO EXTERIOR WALL.
    - b) PROVIDE DOUBLE DEFLECTION GRILLE WHERE AIRFLOW IS AWAY FROM THE EXTERIOR WALL WHERE AIRFLOW IS NOT PARALLEL TO THE WALL.
  - 4) MECHANICAL CONTRACTOR TO PROVIDE THE SLEEVE EXTENSION (AS REQUIRED) TO INSTALL GRILLE FLUSH WITH EXTERIOR WALL.
  - 5) FOR THE VENTS NOT IN THE SCOPE OF THE EQUIPMENT IT SERVICES, PROVIDE LOCAL DISCONNECT SWITCH.
  - 6) FOR BRANCH DUCT SIZES FOR APARTMENTS AND CORRIDORS, MAKE UP AIR, AND KITCHEN EXHAUST AIR, REFER TO CONSTANT AIR REGULATOR SCHEDULE.
  - 7) FOR BRANCH DUCT SIZES FOR TOILET EXHAUST, REFER TO ZONE CONTROL TERMINAL SCHEDULE.
  - 8) ALL FIRE DAMPERS (FD) SHALL BE PROVIDED WITH ACCESS DOORS (AD). COORDINATE FOR ACCESS DOOR LOCATION WITH ARCHITECT.

**Shauqat Shaikh**  
*Shauqat Shaikh*  
Buildings  
APPROVED  
Under Directive 2 of 1975  
Date/Time: Oct 31, 2013 - 11:58 AM  
**NYC Development Hub**  
NOT FOR CONSTRUCTION

TO THE BEST OF MY KNOWLEDGE, BELIEF AND PROFESSIONAL JUDGMENT, THESE PLANS AND SPECIFICATIONS PREPARED BY THIS OFFICE FOR THE REFERENCE PROJECT ARE IN COMPLIANCE WITH THE ENERGY CONSERVATION CONSTRUCTION CODE OF NEW YORK CITY - EFFECTIVE MAY 2010.

NYC BUILDING DEPARTMENT APPROVAL NOTE:  
THIS PLAN IS APPROVED ONLY FOR WORK INDICATED ON THE APPLICATION SPECIFICATION SHEET. ALL OTHER MATTERS SHOWN ARE NOT TO BE RELIED UPON, OR TO BE CONSIDERED EITHER AS BEING APPROVED OR IN ACCORDANCE WITH APPLICABLE CODES.

PROJECT:  
**625 WEST 57TH STREET**  
RESIDENTIAL / MIXED USE DEVELOPMENT  
WEST 57TH STREET & 12TH AVENUE  
NEW YORK, NEW YORK

OWNER/DEVELOPER:  
**Durst Pyramid LLC**  
One Bryant Park  
New York, NY 10036

ARCHITECT:  
**SLCEArchitects, LLP**  
841 BROADWAY  
NEW YORK, NY 10003  
TEL.: (212) 979-5400

DESIGN ARCHITECT:  
**BIG**  
101 W. 26th St. Suite 1255  
New York, NY 10001  
USA  
347 964 1666  
www.big.dk

STRUCTURAL ENGINEER:  
**Thornton Tomasetti, Inc.**  
51 Madison Avenue  
New York, NY 10010-1603  
T 917.661.7800 F 917.661.7801

M.E.P.P. ENGINEER:  
**DC**  
DAGHER ENGINEERING, PLLC  
29 Broadway, New York, NY 10006  
T 212.480.2591 F 212.480.2654

LANDSCAPE ARCHITECT:  
**STARR WHITEHOUSE**  
Landscape Architects  
and Planners PLLC  
80 Maiden Lane, Suite 1901  
New York, New York 10038  
T 212.487.3272 F 212.487.3273

GEOTECHNICAL AND CIVIL ENGINEERING:  
**Langan Engineering & Environmental Services**  
Phone: 212.479.5400 Fax: 212.479.5444  
21 Penn Plaza, 360 West 31st Street, 36th Floor  
New York, NY

CONSTRUCTION MANAGER:  
**Hunter Roberts**  
Construction Group  
2 World Financial Center  
New York, NY 10281

TRAFFIC CONSULTANT:  
**PHILIP HABIB & ASSOCIATES**  
228 WEST 26TH STREET  
NEW YORK, NEW YORK 10001

BUILDING ENVELOPE CONSULTANT:  
**IBA**  
Israel Berger and Associates, LLC  
360 PARK AVENUE SOUTH, 15th FLOOR  
New York, NY 10014  
TEL.: (212) 689-5389 FAX: (212) 689-6449

LIGHTING DESIGNER:  
**bpi** Brandston Partnership Inc.  
302 Fifth Avenue, New York, NY 10001  
main: 212.924.4050

COMMISSIONING AGENT:  
**THE FULCRUM GROUP**  
61 BROADWAY SUITE 1605  
NEW YORK, NY 10006

No.	DATE	REVISION
01	09-21-2013	ISSUED FOR DOB FILING
02	09-19-2013	BULLETIN #1
03	09-09-2013	BULLETIN #2
04	07-08-2013	BULLETIN #3
05	07-08-2013	BULLETIN #4
06	06-15-2013	BULLETIN #5
07	05-30-2013	ISSUED FOR DOB FILING
08	05-30-2013	DESIGN DEVELOPMENT ISSUANCE

NO. DATE REVISION

D.O.B. NUMBER: **NB#**

NORTH

SCALE: 1" = 10'-0"

KEY PLAN:

WEST 57TH STREET

WEST 58TH STREET

DRAWING TITLE:

**18TH FLOOR MECHANICAL PLAN**

SEAL & SIGNATURE: **M-129.00**  
DATE: **10/31/2013**  
PROJECT NO.: **625 WEST 57TH STREET**  
DRAWN BY: **AT**  
CHECKED BY: **AT**  
SHEET NO.: **35 OF 89**



# West 58th Street

MECHANICAL DRAWING OF A BUILDING FLOOR PLAN, SHOWING HVAC DUCTWORK, EQUIPMENT, AND ROOM LAYOUTS. THE PLAN INCLUDES A CENTRAL CORRIDOR, MULTIPLE ROOMS, AND A LARGE TERRACE AREA. A VERTICAL MATCHLINE IS SHOWN ON THE LEFT SIDE. THE DRAWING IS DETAILED WITH ROOM NUMBERS, DUCT SIZES, AND EQUIPMENT SPECIFICATIONS.

NOTES:

- 1) PROVIDE FIRE DAMPERS WHERE DUCT PENETRATES THE RATED SHUT OR WALL EXCEPT WHERE FIRE WHSP INDICATED IN GENERAL NOTE 2 IS APPLIED.
- 2) ALL THE DUCT RISER OFFSETS (HORIZONTAL RUNS) SHALL BE PROVIDED WITH FIRE WHSP EXCEPT WHERE THERE IS A BRANCH CONNECTION AS THE DUCT OFFSETS.
- 3) VERTICAL WHSP DISCHARGE GRILLE:
  - a) PROVIDE SINGLE DEFLECTION GRILLE FOR WHSP INSTALLED CLOSE TO EXTERIOR WALL AND AIR DISCHARGE IS PARALLEL TO EXTERIOR WALL.
  - b) PROVIDE DOUBLE DEFLECTION GRILLE WHERE WHSP IS AWAY FROM THE EXTERIOR WALL WHERE AIRFLOW IS NOT PARALLEL TO THE WALL.
- 4) MECHANICAL CONTRACTOR TO PROVIDE THE SLEEVE EXTENSION (AS REQUIRED) TO INSTALL GRILLE FLUSH WITH OUP-SHARD WALL.
- 5) FOR BRANCH DUCT SIZES FOR APARTMENTS AND CORRIDORS MAKE UP AIR AND KITCHEN EXHAUST AIR, REFER TO CONCENT AIR REGULATOR SCHEDULE.
- 6) FOR BRANCH DUCT SIZES FOR TOILET EXHAUST, REFER TO 2ND FLOOR CONTROL SCHEDULE.
- 7) ALL FIRE DAMPERS (FD) SHALL BE PROVIDED WITH ACCESS DOORS (AD). COORDINATE FOR ACCESS DOOR LOCATION WITH ARCHITECT.

SHAUQAT SHAIK

- 1) PROVIDE FIRE DAMPERS WHERE DUCT PENETRATES THE RATED SHALT OR WALL EXCEPT WHERE FIRE WAP INDICATED IN GENERAL NOTE 2 IS APPLIED.
- 2) ALL AIR HANDLING SYSTEMS (HORIZONTAL RUNS) SHALL BE PROVIDED WITH FIRE WAP EXCEPT WHERE THERE IS A BRANCH CONNECTION AS THE DUCT OFFSETS.
- 3) PROVIDE SILENCE DISCHARGE GROUND FOR WSP INSTALLED CLOSE TO EXTERIOR WALL AND AIR DISCHARGE IS PARALLEL TO EXTERIOR WALL.
- 4) PROVIDE DOUBLE DEFLECTION GROUND WHERE WSP IS AWAY FROM THE EXTERIOR WALL WHERE AIRFLOW IS NOT PARALLEL TO THE EXTERIOR WALL.
- 5) MECHANICAL CONTRACTOR TO PROVIDE THE SLEEVE EXPANSION (AS REQUIRED) TO INSTALL GROUND FLUSH WITH GYPSUM BOARD WALL.
- 6) FOR BRANCH DUCT SIZES FOR APARTMENTS AND CORRIDORS MAKE UP AIR, AND KITCHEN EXHAUST AIR, REFER TO CONSTANT AIR REGULATOR SCHEDULE.
- 7) FOR BRANCH DUCT SIZES FOR TOILET EXHAUST, REFER TO 2ND ZONE CONTROL TERMINAL SCHEDULE.
- 8) ALL FIRE DAMPERS (D) SHALL BE PROVIDED WITH ACCESS DOORS (D), COORDINATE FOR ACCESS DOOR LOCATION WITH ARCHITECT.

COMMISSIONING AGENT:  
THE FULCRUM GROUP  
61 BROADWAY SUITE 1605  
NEW YORK, NY 10006

[illegible]

06-23-2013	ISSUED FOR DOB FILING
06-19-2013	BULLETIN #12
06-01-2013	BULLETIN #10
07-01-2013	BULLETIN #8
04-01-2013	BULLETIN #4
03-15-2013	ISSUED FOR DOB FILING

No.:	DATE:	REVISION:
------	-------	-----------

NB#

NORTH:  SCALE: 

**KEY PLAN:**

WEST 58TH STREET

10TH AVE



\_\_\_\_\_

19TH FLOOR

MECHANICAL PLAN


---

SEAL & SIGNATURE: \_\_\_\_\_ DATE: \_\_\_\_\_  
PROJECT No. \_\_\_\_\_

STATE OF NEW YORK  
CHARLES PEARSON

DRAWN BY: RK  
CHECKED BY: AT

M-130 00



SHEET. No.: \_\_\_\_\_

FILE No:

\_\_\_\_\_


\_\_\_\_\_

SEAL & SIGNATURE: \_\_\_\_\_ DATE: \_\_\_\_\_  
PROJECT No. \_\_\_\_\_

STATE OF NEW YORK  
CHARLES PEARSON

DRAWN BY: RK  
CHECKED BY: AT

M-130 00



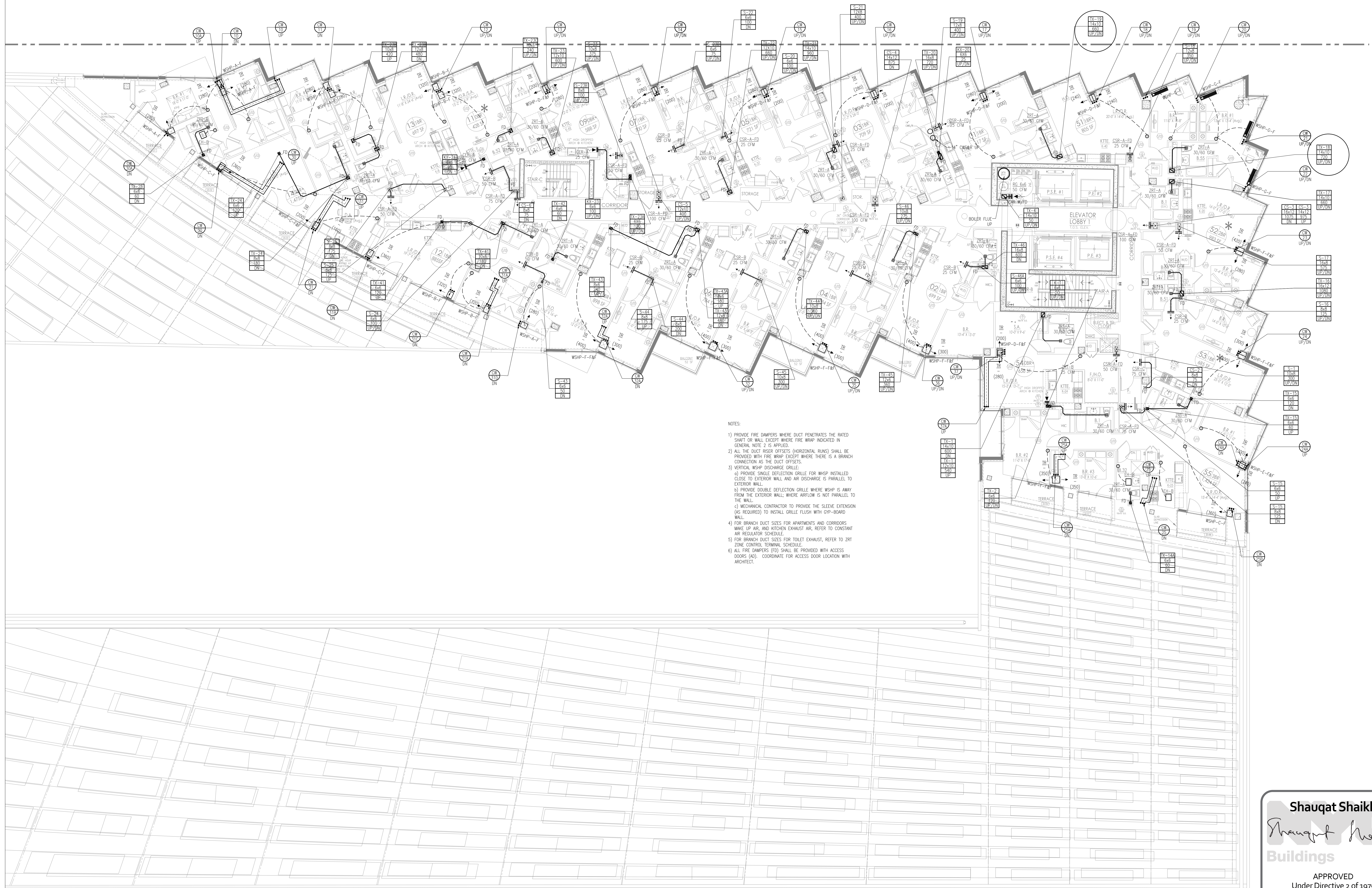
SHEET. No.: \_\_\_\_\_

FILE No:

\_\_\_\_\_



# West 58th Street



- NOTES:
- 1) PROVIDE FIRE DAMPERS WHERE DUCT PENETRATES THE RATED SHUT OR WALL EXCEPT WHERE FIRE WRAP INDICATED IN GENERAL NOTE 2 IS APPLIED.
  - 2) ALL THE DUCT RISER OFFSETS (HORIZONTAL RUNS) SHALL BE PROVIDED WITH FIRE WRAP EXCEPT WHERE THERE IS A BRANCH CONNECTION AS THE DUCT OFFSETS.
  - 3) VERTICAL WSPH DISCHARGE GRILLES:
    - a) PROVIDE SINGLE DEFLECTION GRILLE FOR WSPH INSTALLED CLOSE TO EXTERIOR WALL AND AIR DISCHARGE IS PARALLEL TO EXTERIOR WALL.
    - b) PROVIDE DOUBLE DEFLECTION GRILLE WHERE WSPH IS AWAY FROM THE EXTERIOR WALL; WHERE AIRFLOW IS NOT PARALLEL TO THE WALL.
    - c) MECHANICAL CONTRACTOR TO PROVIDE THE SLEEVE EXTENSION (AS REQUIRED) TO INSTALL GRILLE FLUSH WITH GYP-BOARD WALL.
  - 4) FOR BRANCH DUCT SIZES FOR APARTMENTS AND CORRIDORS MAKE UP AIR AND KITCHEN EXHAUST AIR, REFER TO CONSTANT AIR REGULATOR SCHEDULE.
  - 5) FOR BRANCH DUCT SIZES FOR TOILET EXHAUST, REFER TO ZRT ZONE CONTROL TERMINAL SCHEDULE.
  - 6) ALL FIRE DAMPERS (FD) SHALL BE PROVIDED WITH ACCESS DOORS (AD). COORDINATE FOR ACCESS DOOR LOCATION WITH ARCHITECT.

PROJECT:  
**625 WEST 57TH STREET**  
RESIDENTIAL / MIXED USE DEVELOPMENT  
WEST 57th STREET & 12th AVENUE  
NEW YORK, NEW YORK

OWNER/DEVELOPER:  
**Durst Pyramid LLC**  
One Bryant Park  
New York, NY 10036

ARCHITECT:  
**SLCEArchitects, LLP**  
841 BROADWAY  
NEW YORK, NY 10003  
TEL: (212) 975-8400

DESIGN ARCHITECT:  
**BIG**  
601 W. 26th St. Suite 1255  
New York, NY 10001  
Tel: 917.964.3666  
www.big.dk

STRUCTURAL ENGINEER:  
**Thornton Tomasetti**  
Thornton Tomasetti, Inc.  
51 Madison Avenue  
New York, NY 10010-1603  
T 917.661.7800 F 917.661.7801

M.E.P.P. ENGINEER:  
**DC**  
DAGHER ENGINEERING, PLLC  
29 Broadway, New York, NY 10006  
T 212.480.2591 F 212.480.2654

LANDSCAPE ARCHITECT:  
**STARR WHITEHOUSE**  
Landscape Architects  
and Planners PLLC  
80 Maiden Lane, Suite 1001  
New York, New York 10038  
T 212.487.3272 F 212.487.3273

GEOTECHNICAL AND CIVIL ENGINEERING:  
**Langan Engineering & Environmental Services**  
Phone: 212.479.5400 Fax: 212.479.5444  
21 Penn Plaza, 360 West 31st Street, 8th Floor  
New York, NY

CONSTRUCTION MANAGER:  
**Hunter Roberts**  
Construction Group  
New York, NY 10021

TRAFFIC CONSULTANT:  
**PHILIP HABIB & ASSOCIATES**  
226 WEST 26TH STREET  
NEW YORK, NEW YORK 10001

BUILDING ENVELOPE CONSULTANT:  
**IBA**  
Israel Berger and Associates, LLC  
360 PARK AVENUE SOUTH, 15th FLOOR  
New York, NY 10016  
TEL: (212) 689-5389 FAX: (212) 689-4449

LIGHTING DESIGNER:  
**bpi** Brandston Partnership Inc.  
302 Fifth Avenue, New York, NY 10001  
main: 212.924.4050

COMMISSIONING AGENT:  
**THE FULCRUM GROUP**  
61 BROADWAY SUITE 1605  
NEW YORK, NY 10006

NO.	DATE	REVISION
1	08-23-2013	ISSUED FOR DOB FILING
2	08-19-2013	BULLETIN #12
3	06-20-2013	BULLETIN #10
4	07-01-2013	BULLETIN #8
5	06-01-2013	BULLETIN #1
6	03-15-2013	ISSUED FOR DOB FILING
7	05-30-2012	DESIGN DEVELOPMENT ISSUANCE

NO. DATE REVISION

D.O.B. NUMBER: NB#

NOTHING TITLE:

KEY PLAN:

DATE/TIME: Oct 31, 2013 - 11:58 AM

APPROVED

Under Directive 2 of 1975

NYC Development Hub

NOT FOR CONSTRUCTION

TO THE BEST OF MY KNOWLEDGE, BELIEF AND PROFESSIONAL JUDGMENT, THESE PLANS AND SPECIFICATIONS PREPARED BY THIS OFFICE FOR THE REFERENCE PROJECT ARE IN COMPLIANCE WITH THE ENERGY CONSERVATION CONSTRUCTION CODE OF NEW YORK CITY - EFFECTIVE MAY 2010.

NYC BUILDING DEPARTMENT APPROVAL NOTE: THIS PLAN IS APPROVED ONLY FOR WORK INDICATED ON THE APPLICATION SPECIFICATION SHEET. ALL OTHER MATTERS SHOWN ARE NOT TO BE RELIED UPON, OR TO BE CONSIDERED EITHER AS BEING APPROVED OR IN ACCORDANCE WITH APPLICABLE CODES.

SEAL & SIGNATURE:

DATE: PROJECT No: DRAWN BY: RK CHECKED BY: AT

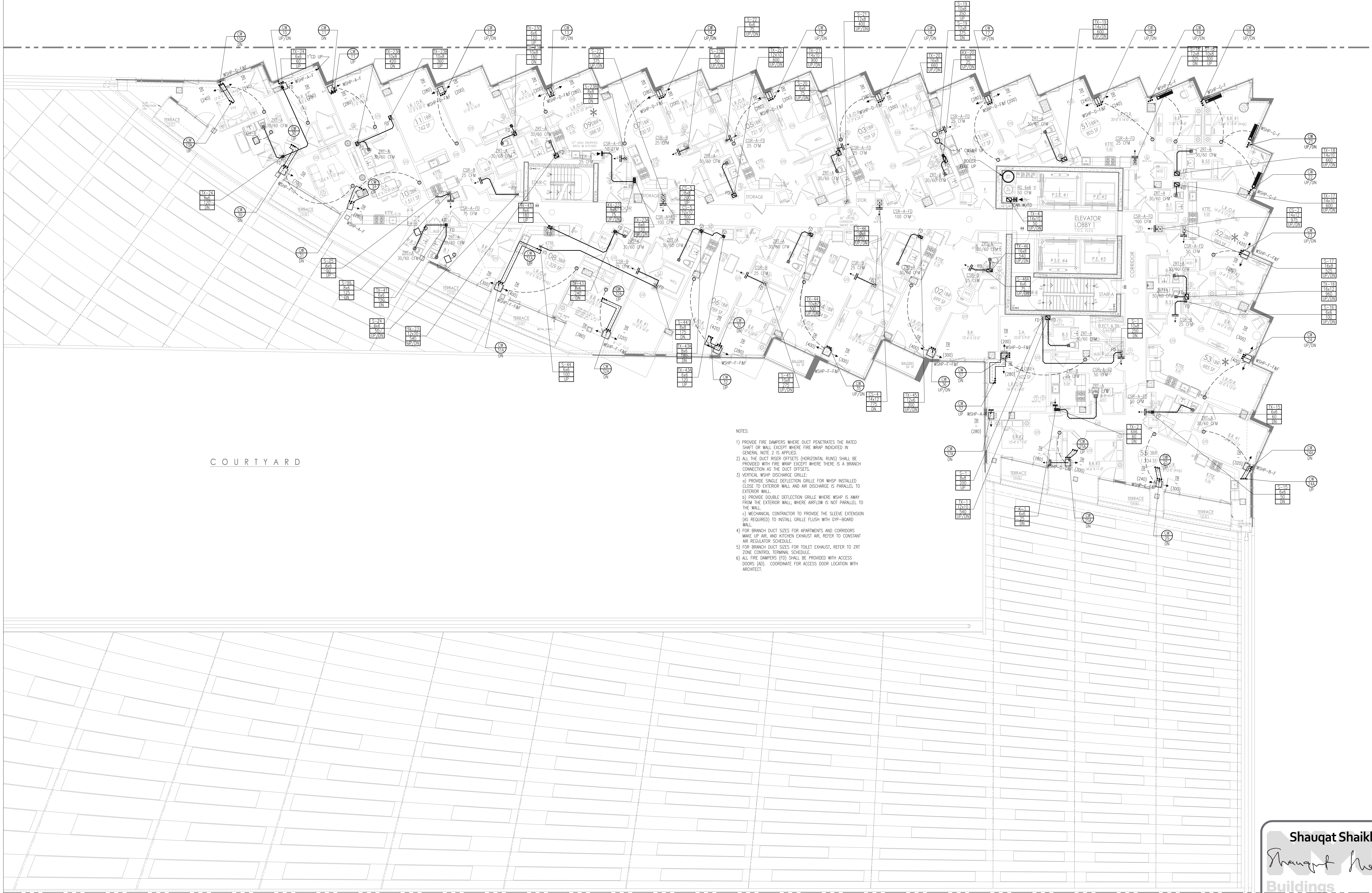
NO. 131.00

SHEET No: 37 OF 89

FILE No:



# West 58th Street



- NOTES:
- 1) PROVIDE FIRE DAMPERS WHERE DUCT PENETRATES THE RATED SHUT OR WALL EXCEPT WHERE FIRE WHSP INDICATED IN GENERAL NOTE 2 IS APPLIED.
  - 2) ALL THE DUCT RISER OFFSETS (HORIZONTAL RUNS) SHALL BE PROVIDED WITH FIRE WRAP EXCEPT WHERE THERE IS A BRANCH CONNECTION AS THE DUCT OFFSETS.
  - 3) VERTICAL WHSP EXCHANGE GRILLE:
    - a) PROVIDE SINGLE DEFLECTION GRILLE FOR WHSP INSTALLED CLOSE TO EXTERIOR WALL AND AIR DISCHARGE IS PARALLEL TO EXTERIOR WALL.
    - b) PROVIDE DOUBLE DEFLECTION GRILLE WHERE WHSP IS AWAY FROM THE EXTERIOR WALL, WHERE AIRFLOW IS NOT PARALLEL TO THE WALL.
    - c) MECHANICAL CONTRACTOR TO PROVIDE THE SLIDE EXTENSION (AS REQUIRED) TO INSTALL GRILLE FLUSH WITH 075-BOARD WALL.
  - 4) FOR BRANCH DUCT SIZES FOR APARTMENTS AND CORRIDORS MAKE UP AIR, AND KITCHEN EXHAUST AIR, REFER TO CONSTANT AIR REGULATOR SCHEDULE.
  - 5) FOR BRANCH DUCT SIZES FOR TOILET EXHAUST, REFER TO ZBT ZONE CONTROL TERMINAL SCHEDULE.
  - 6) ALL FIRE DAMPERS (FD) SHALL BE PROVIDED WITH ACCESS DOORS (AD). COORDINATE FOR ACCESS DOOR LOCATION WITH ARCHITECT.

COURTYARD

PROJECT:  
**625 WEST 57TH STREET**  
RESIDENTIAL / MIXED USE DEVELOPMENT  
WEST 57th STREET & 12th AVENUE  
NEW YORK, NEW YORK

OWNER/DEVELOPER:  
**Durst Pyramid LLC**  
One Bryant Park  
New York, NY 10036

ARCHITECT:  
**SLCEArchitects, LLP**  
841 BROADWAY  
NEW YORK, NY 10003  
TEL: (212) 975-8409

DESIGN ARCHITECT:  
**BIG**  
601 W. 26th St. Suite 1255  
New York, NY 10001  
347 964 3666  
www.big.dk

STRUCTURAL ENGINEER:  
**Thornton Tomasetti**  
Thornton Tomasetti, Inc.  
51 Madison Avenue  
New York, NY 10010-1603  
T 917.661.7800 F 917.661.7801

M.E.P.P. ENGINEER:  
**DE**  
DAGHER ENGINEERING, PLLC  
29 Broadway, New York, NY 10006  
T 212.480.2591 F 212.480.2654

LANDSCAPE ARCHITECT:  
**STARR WHITEHOUSE**  
Landscape Architects  
and Planners PLLC  
80 Maiden Lane, Suite 1001  
New York, New York 10038  
T 212.487.3272 F 212.487.3273

GEOTECHNICAL AND CIVIL ENGINEERING:  
**Langan Engineering & Environmental Services**  
Phone: 212.479.5400 Fax: 212.479.5444  
21 Penn Plaza, 360 West 31st Street, 8th Floor  
New York, NY

CONSTRUCTION MANAGER:  
**Hunter Roberts**  
Construction Group  
New York, NY 10031

TRAFFIC CONSULTANT:  
**PHILIP HABIB & ASSOCIATES**  
226 WEST 26TH STREET  
NEW YORK, NEW YORK 10001

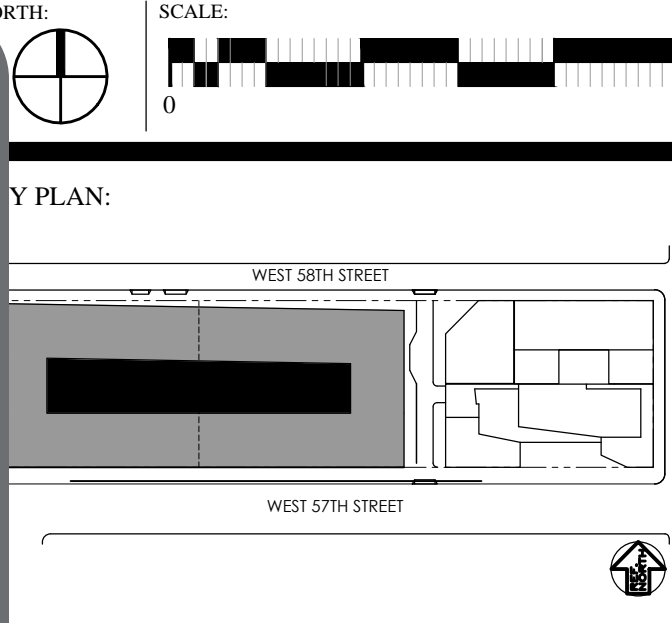
BUILDING ENVELOPE CONSULTANT:  
**IBA**  
Israel Berger and Associates, LLC  
360 PARK AVENUE SOUTH, 15th FLOOR  
New York, NY 10016  
TEL: (212) 689-5389 FAX: (212) 689-4449

LIGHTING DESIGNER:  
**bpi** Brandston Partnership Inc.  
302 Fifth Avenue, New York, NY 10001  
main: 212.924.4050

COMMISSIONING AGENT:  
**THE FULCRUM GROUP**  
61 BROADWAY SUITE 1605  
NEW YORK, NY 10006

06-23-2013	ISSUED FOR DOB FILING
06-19-2013	BULLETIN #12
06-04-2013	BULLETIN #10
07-01-2013	BULLETIN #8
06-01-2013	BULLETIN #1
05-15-2013	DRAWN FOR DOB FILING
05-30-2012	DESIGN DEVELOPMENT ISSUANCE

DATE: REVISION:  
D.O.B. NUMBER:  
**NB#**



DRAWING TITLE:  
**21ST FLOOR  
MECHANICAL PLAN**

SEAL & SIGNATURE:  
**M-132.00**  
DATE: PROJECT No: DRAWN BY: RK CHECKED BY: AT  
SHEET No: 38 OF 89

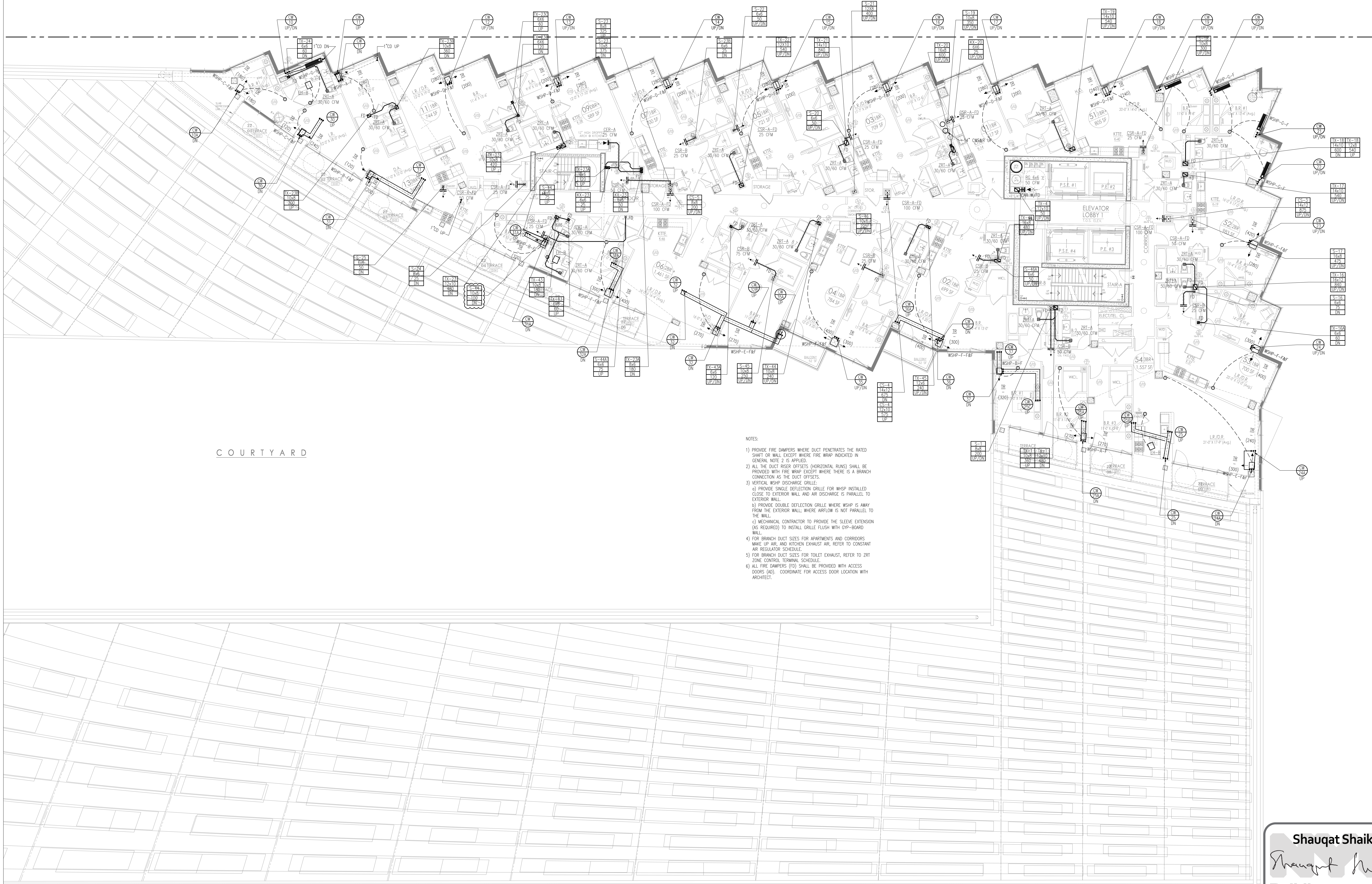
**Shauqat Shaikh**  
*Shauqat Shaikh*  
**Buildings**  
APPROVED  
Under Directive 2 of 1975  
Date/Time: Oct 31, 2013 - 11:58 AM  
**NYC Development Hub**  
NOT FOR CONSTRUCTION

WARNING: IT IS A VIOLATION OF THE NEW YORK STATE EDUCATION LAW FOR ANY PERSON, UNLESS ACTING UNDER THE DIRECTION OF A LICENSED PROFESSIONAL ENGINEER, TO ALTER ANY ITEM ON THESE PLANS IN ANY WAY. IF ALTERATIONS TO THESE PLANS ARE MADE, THE ALTERATIONS SHALL BE MADE IN ACCORDANCE WITH ARTICLE 145 - SUBSECTION 7209 OF THE NEW YORK STATE EDUCATION LAW.

NYC BUILDING DEPARTMENT APPROVAL NOTE:  
THIS PLAN IS APPROVED ONLY FOR WORK INDICATED ON THE APPLICATION SPECIFICATION SHEET. ALL OTHER MATTERS SHOWN ARE NOT TO BE RELIED UPON, OR TO BE CONSIDERED EITHER AS BEING APPROVED OR IN ACCORDANCE WITH APPLICABLE CODES.



West 58th Street



COURTYARD

- NOTES:
- 1) PROVIDE FIRE DAMPERS WHERE DUCT PENETRATES THE RATED SHUT OR WALL EXCEPT WHERE FIRE WRAP INDICATED IN GENERAL NOTE 2 IS APPLIED.
  - 2) ALL THE DUCT RISER OFFSETS (HORIZONTAL RUNS) SHALL BE PROVIDED WITH FIRE WRAP EXCEPT WHERE THERE IS A BRANCH CONNECTION AS THE DUCT OFFSETS.
  - 3) VERTICAL WSPH DISCHARGE GRILLE:
    - a) PROVIDE SINGLE DEFLECTION GRILLE FOR WSPH INSTALLED CLOSE TO EXTERIOR WALL AND AIR DISCHARGE IS PARALLEL TO EXTERIOR WALL.
    - b) PROVIDE DOUBLE DEFLECTION GRILLE WHERE WSPH IS AWAY FROM THE EXTERIOR WALL WHERE AIRFLOW IS NOT PARALLEL TO THE WALL.
    - c) MECHANICAL CONTRACTOR TO PROVIDE THE SLEEVE EXTENSION (AS REQUIRED) TO INSTALL GRILLE FLUSH WITH GYP-BOARD WALL.
  - 4) FOR BRANCH DUCT SIZES FOR APARTMENTS AND CORRIDORS MAKE UP AIR, AND KITCHEN EXHAUST AIR, REFER TO CONSTANT AIR REGULATOR SCHEDULE.
  - 5) FOR BRANCH DUCT SIZES FOR TOILET EXHAUST, REFER TO ZRT ZONE CONTROL TERMINAL SCHEDULE.
  - 6) ALL FIRE DAMPERS (FD) SHALL BE PROVIDED WITH ACCESS DOORS (AD). COORDINATE FOR ACCESS DOOR LOCATION WITH ARCHITECT.

**Shauqat Shaikh**  
*Shauqat Shaikh*  
**Buildings**

APPROVED  
Under Directive 2 of 1975

Date/Time: Oct 31, 2013 - 11:58 AM  
**NYC Development Hub**

NOT FOR CONSTRUCTION

TO THE BEST OF MY KNOWLEDGE, BELIEF AND PROFESSIONAL JUDGMENT, THESE PLANS AND SPECIFICATIONS PREPARED BY THIS OFFICE FOR THE REFERENCE PROJECT ARE IN COMPLIANCE WITH THE ENERGY CONSERVATION CONSTRUCTION CODE OF NEW YORK CITY - EFFECTIVE MAY 2010.

NYC BUILDING DEPARTMENT APPROVAL NOTE:  
THIS PLAN IS APPROVED ONLY FOR WORK INDICATED ON THE APPLICATION SPECIFICATION SHEET. ALL OTHER MATTERS SHOWN ARE NOT TO BE RELIED UPON, OR TO BE CONSIDERED EITHER AS BEING APPROVED OR IN ACCORDANCE WITH APPLICABLE CODES.

PROJECT:  
**625 WEST 57TH STREET**  
RESIDENTIAL / MIXED USE DEVELOPMENT  
WEST 57th STREET & 12th AVENUE  
NEW YORK, NEW YORK

OWNER/DEVELOPER:  
**Durst Pyramid LLC**  
One Bryant Park  
New York, NY 10036

ARCHITECT:  
**SLCE Architects, LLP**  
841 BROADWAY  
NEW YORK, NY 10003  
TEL: (212) 975-8409

DESIGN ARCHITECT:  
**BIG**  
601 W. 26th St. Suite 1255  
USA  
10011  
Tel: 212 964 3666  
www.big.dk

STRUCTURAL ENGINEER:  
**Thornton Tomasetti**  
Thornton Tomasetti, Inc.  
51 Madison Avenue  
New York, NY 10010-1603  
T 917.661.7800 F 917.661.7801

M.E.P.P. ENGINEER:  
**DE**  
DAGHER ENGINEERING, PLLC  
29 Broadway, New York, NY 10006  
T 212.480.2591 F 212.480.2654

LANDSCAPE ARCHITECT:  
**STARR WHITEHOUSE**  
Landscape Architects  
and Planners PLLC  
80 Maiden Lane, Suite 1901  
New York, New York 10038  
T 212.487.3272 F 212.487.3273

GEOTECHNICAL AND CIVIL ENGINEERING:  
**Langan Engineering & Environmental Services**  
Phone: 212.479.5400 Fax: 212.479.5444  
21 Penn Plaza, 360 West 31st Street, 8th Floor  
New York, NY

CONSTRUCTION MANAGER:  
**Hunter Roberts**  
Construction Group  
2 World Financial Center  
New York, NY 10281

TRAFFIC CONSULTANT:  
**PHILIP HABIB & ASSOCIATES**  
226 WEST 26TH STREET  
NEW YORK, NEW YORK 10001

BUILDING ENVELOPE CONSULTANT:  
**IBA**  
Israel Berger and Associates, LLC  
360 PARK AVENUE SOUTH, 15th FLOOR  
New York, NY 10016  
TEL: (212) 689-5389 FAX: (212) 689-4449

LIGHTING DESIGNER:  
**bpi** Brandston Partnership Inc.  
302 Fifth Avenue, New York, NY 10001  
main: 212.924.4050

COMMISSIONING AGENT:  
**THE FULCRUM GROUP**  
61 BROADWAY SUITE 1605  
NEW YORK, NY 10006

NO.	DATE	REVISION
06-23-2013	ISSUED FOR DOB FILING	
06-19-2013	BULLETIN #12	
06-05-2013	BULLETIN #10	
07-01-2013	BULLETIN #8	
06-01-2013	BULLETIN #1	
05-15-2013	ISSUED FOR DOB FILING	
05-30-2012	DESIGN DEVELOPMENT ISSUANCE	

SEAL & SIGNATURE:  
**M-133.00**

DATE:  
PROJECT No:  
DRAWN BY: RK  
CHECKED BY: AT  
SHEET No.: 39 OF 89



PROJECT:  
625 WEST 57TH STREET  
RESIDENTIAL / MIXED USE DEVELOPMENT  
WEST 57th STREET & 12th AVENUE  
NEW YORK, NEW YORK



**Durst Pyramid LLC**  
One Bryant Park  
New York, NY 10036

**SLCEArchitects, LLP**  
41 BROADWAY  
NEW YORK, NY 10003  
TEL.: (212) 979-8400



601 W. 26th St, Suite 1255  
New York, NY 10001  
USA  
347 964 3666  
[www.big.dk](http://www.big.dk)

**Thornton Tomasetti**  
Thornton Tomasetti, Inc.  
1 Madison Avenue

917.661.7800 F 917.661.7801

**LE.P.P. ENGINEER:**  
**DE**  
**DAGHER ENGINEERING, PLLC**  
29 Broadway, New York, NY 10006  
T. 212.480.2591 F. 212.480.2654



**STARR WHITEHOUSE**  
**Landscape Architects**  
**and Planners PLLC**  
 80 Maiden Lane, Suite 1901  
 New York, New York 10038  
 T 212.487.3272 F 212.487.3273

**Langan Engineering &  
Environmental Services**  
Phone: 212.479.5400 Fax: 212.479.5444  
21 Penn Plaza, 360 West 31st Street, 8th Floor  
New York, NY

Hunter Roberts  
Construction Group

**PHILIP HABIB & ASSOCIATES**  
226 WEST 26TH STREET  
NEW YORK, NEW YORK 10001

**IBA**  
Israel Berger and Associates, LLC  
360 PARK AVENUE SOUTH, 15th FLOOR  
New York, NY 10016  
TEL.: (212) 689-5389 FAX.: (212) 689-6449



**opi** Brandston Partnership Inc.  
 102 Fifth Avenue, New York, NY 10001  
 Main: 212.924.4050

THE FULCRUM GROUP  
61 BROADWAY SUITE 1605  
NEW YORK, NY 10006

08-23-2013	ISSUED FOR DOB FILING
08-19-2013	BULLETIN #12
08-01-2013	BULLETIN #10
07-01-2013	BULLETIN #8
04-01-2013	BULLETIN #4
03-15-2013	ISSUED FOR DOB FILING
07-30-2012	DESIGN DEVELOPMENT ISSUANCE

Doc.:	DATE:	REVISION:
-------	-------	-----------

NB#

ORTH:  SCALE: 

PROPERTY PLAN:

WEST 58TH STREET


WEST 57TH STREET

AVENUE C

DRAWING TITLE:

23RD FLOOR  
MECHANICAL PLAN

REAL &amp; SIGNATURE:



PROJECT No: \_\_\_\_\_  
 DRAWN BY: RK  
 CHECKED BY: AT  
 DWG. No.: \_\_\_\_\_  
**M-134.00**  
 SHEET No.: \_\_\_\_\_  
 40 OF 89

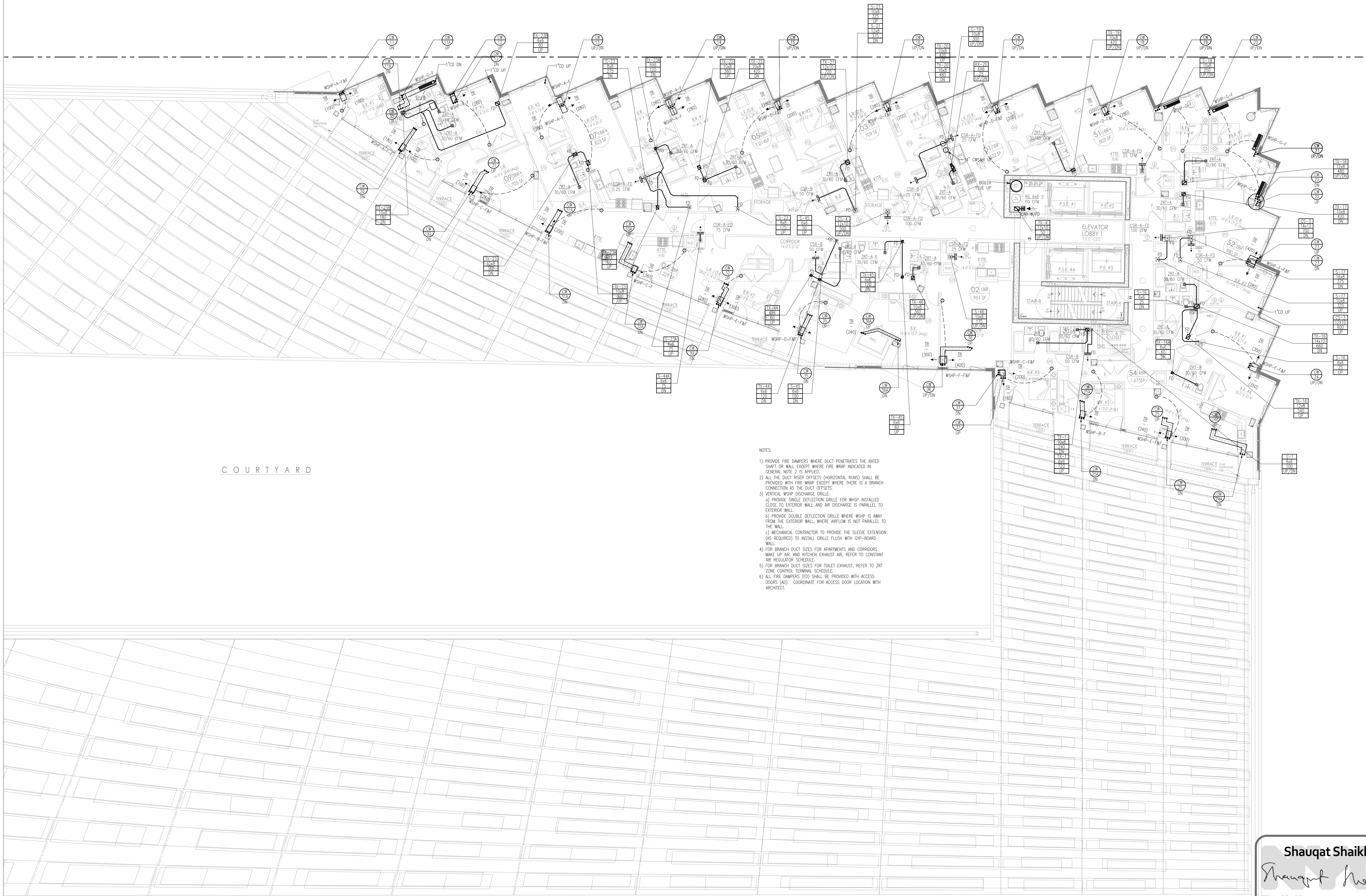
LE No:
--------

WARNING: IT IS A VIOLATION OF THE NEW YORK STATE EDUCATION LAW FOR ANY PERSON, UNLESS ACTING UNDER THE DIRECTION OF A LICENSED PROFESSIONAL ENGINEER, TO ALTER ANY ITEM ON THESE PLANS IN ANY WAY. IF ALTERATIONS TO THESE PLANS ARE MADE, THE ALTERATIONS SHALL BE MADE IN ACCORDANCE WITH ARTICLE 145 - SUBSECTION 7209 OF THE NEW YORK STATE EDUCATION LA

NYC BUILDING DEPARTMENT APPROVAL NOTE:  
THIS PLAN IS APPROVED ONLY FOR WORK INDICATED  
ON THE APPLICATION SPECIFICATION SHEET. ALL  
OTHER MATTERS SHOWN ARE NOT TO BE RELIED  
UPON, OR TO BE CONSIDERED EITHER AS BEING  
APPROVED OR IN ACCORDANCE WITH APPLICABLE  
CODES.



West 58th Street



- NOTES:
- 1) PROVIDE FIRE DAMPERS WHERE DUCT PENETRATES THE RATED SHIRT OR WALL EXCEPT WHERE FIRE WRAP INDICATED IN GENERAL NOTE 2 & APPLIED.
  - 2) ALL THE DUCT RISER OFFSETS (HORIZONTAL RUNS) SHALL BE PROVIDED WITH FIRE WRAP EXCEPT WHERE THERE IS A BRANCH CONNECTION AS THE DUCT OFFSETS.
  - 3) VERTICAL WSP DISCHARGE GRILLE:
    - a) PROVIDE SINGLE DEFLECTION GRILLE FOR WSP INSTALLED CLOSE TO EXTERIOR WALL AND AIR DISCHARGE IS PARALLEL TO EXTERIOR WALL.
    - b) PROVIDE DOUBLE DEFLECTION GRILLE WHERE WSP IS AWAY FROM THE EXTERIOR WALL; WHERE AIRFLOW IS NOT PARALLEL TO THE WALL.
    - c) MECHANICAL CONTRACTOR TO PROVIDE THE SLEEVE EXTENSION (AS REQUIRED) TO INSTALL GRILLE FLUSH WITH GYP-BOARD WALL.
  - 4) FOR BRANCH DUCT SIZES FOR APARTMENTS AND CORRIDORS MAKE UP AIR AND KITCHEN EXHAUST AIR, REFER TO CONSTANT AIR REGULATOR SCHEDULE.
  - 5) FOR BRANCH DUCT SIZES FOR TOILET EXHAUST, REFER TO ZRT ZONE CONTROLS TERMINAL SCHEDULE.
  - 6) ALL FIRE DAMPERS (FD) SHALL BE PROVIDED WITH ACCESS DOORS (AD). COORDINATE FOR ACCESS DOOR LOCATION WITH ARCHITECT.

COURTYARD

PROJECT:  
**625 WEST 57TH STREET**  
RESIDENTIAL / MIXED USE DEVELOPMENT  
WEST 57th STREET & 12th AVENUE  
NEW YORK, NEW YORK

OWNER/DEVELOPER:  
**Durst Pyramid LLC**  
One Bryant Park  
New York, NY 10036

ARCHITECT:  
**SLCEArchitects, LLP**  
841 BROADWAY  
NEW YORK, NY 10003  
TEL: (212) 975-8409

DESIGN ARCHITECT:  
**BIG**  
601 W. 26th St. Suite 1255  
USA  
10019 New York, NY 10001  
www.big.dk

STRUCTURAL ENGINEER:  
**Thornton Tomasetti**  
Thornton Tomasetti, Inc.  
51 Madison Avenue  
New York, NY 10010-1603  
T 917.661.7800 F 917.661.7801

M.E.P.P. ENGINEER:  
**DE**  
DAGHER ENGINEERING, PLLC  
29 Broadway, New York, NY 10006  
T 212.480.2591 F 212.480.2654

LANDSCAPE ARCHITECT:  
**STARR WHITEHOUSE**  
Landscape Architects  
and Planners PLLC  
80 Maiden Lane, Suite 1901  
New York, New York 10038  
T 212.487.3272 F 212.487.3273

GEOTECHNICAL AND CIVIL ENGINEERING:  
**Langan Engineering & Environmental Services**  
Phone: 212.479.5400 Fax: 212.479.5444  
21 Penn Plaza, 360 West 31st Street, 8th Floor  
New York, NY

CONSTRUCTION MANAGER:  
**Hunter Roberts Construction Group**  
2 World Financial Center  
New York, NY 10036

TRAFFIC CONSULTANT:  
**PHILIP HABIB & ASSOCIATES**  
226 WEST 26TH STREET  
NEW YORK, NEW YORK 10001

BUILDING ENVELOPE CONSULTANT:  
**IBA**  
Israel Berger and Associates, LLC  
360 PARK AVENUE SOUTH, 15th FLOOR  
New York, NY 10016  
TEL: (212) 689-5389 FAX: (212) 689-6449

LIGHTING DESIGNER:  
**bpi** Brandston Partnership Inc.  
302 Fifth Avenue, New York, NY 10001  
main: 212.924.4050

COMMISSIONING AGENT:  
**THE FULCRUM GROUP**  
61 BROADWAY SUITE 1605  
NEW YORK, NY 10006

NO.	DATE	REVISION
01	08-23-2013	ISSUED FOR DOB FILING
02	08-19-2013	BULLETIN #12
03	06-03-2013	BULLETIN #10
04	07-01-2013	BULLETIN #8
05	06-03-2013	BULLETIN #1
06	03-15-2013	ISSUED FOR DOB FILING
07	05-30-2012	DESIGN DEVELOPMENT ISSUANCE

NB#

SCALE: 1" = 10'-0"

KEY PLAN:

DRAWING TITLE:

**Shauqat Shaikh**

APPROVED  
Under Directive 2 of 1975

Date/Time: Oct 31, 2013 - 11:58 AM

**NYC Development Hub**

NOT FOR CONSTRUCTION

TO THE BEST OF MY KNOWLEDGE, BELIEF AND PROFESSIONAL JUDGMENT, THESE PLANS AND SPECIFICATIONS PREPARED BY THIS OFFICE FOR THE REFERENCE PROJECT ARE IN COMPLIANCE WITH THE ENERGY CONSERVATION CONSTRUCTION CODE OF NEW YORK CITY - EFFECTIVE MAY 2010.

NYC BUILDING DEPARTMENT APPROVAL NOTE:  
THIS PLAN IS APPROVED ONLY FOR WORK INDICATED ON THE APPLICATION SPECIFICATION SHEET. ALL OTHER MATTERS SHOWN ARE NOT TO BE RELIED UPON, OR TO BE CONSIDERED EITHER AS BEING APPROVED OR IN ACCORDANCE WITH APPLICABLE CODES.

SEAL & SIGNATURE:

DATE:

PROJECT No:

DRAWN BY: RK

CHECKED BY: AT

DATE:

**M-135.00**

SHEET No:

41 OF 89

WARNING: IT IS A VIOLATION OF THE NEW YORK STATE EDUCATION LAW FOR ANY PERSON, UNLESS ACTING UNDER THE DIRECTION OF A LICENSED PROFESSIONAL ENGINEER, TO ALTER ANY ITEM ON THESE PLANS IN ANY WAY. IF ALTERATIONS TO THESE PLANS ARE MADE, THE ALTERATIONS SHALL BE MADE IN ACCORDANCE WITH ARTICLE 145 - SUBSECTION 7.209 OF THE NEW YORK STATE EDUCATION LAW.



















# West 58th Street



- NOTES:
- 1) PROVIDE FIRE DAMPERS WHERE DUCT PENETRATES THE RATED SHUT OR WALL EXCEPT WHERE FIRE WSP INDICATED IN GENERAL NOTE 2 IS APPLIED.
  - 2) ALL THE DUCT REEF OFFSETS (HORIZONTAL RUNS) SHALL BE PROVIDED WITH FIRE WSP EXCEPT WHERE THERE IS A BRANCH CONNECTION AS THE DUCT OFFSETS.
  - 3) VERTICAL WSP DISCHARGE GRILLE:
    - a) PROVIDE SINGLE DEFLECTION GRILLE FOR WSP INSTALLED CLOSE TO EXTERIOR WALL AND AIR DISCHARGE IS PARALLEL TO EXTERIOR WALL.
    - b) PROVIDE DOUBLE DEFLECTION GRILLE WHERE WSP IS AWAY FROM THE EXTERIOR WALL; WHERE AIRFLOW IS NOT PARALLEL TO THE WALL.
    - c) MECHANICAL CONTRACTOR TO PROVIDE THE SLEEVE EXTENSION (AS REQUIRED) TO INSTALL GRILLE FLUSH WITH COP-BOARD WALL.
  - 4) FOR BRANCH DUCT SIZES FOR APARTMENTS AND CORRIDORS MAKE UP AIR AND KITCHEN EXHAUST AIR, REFER TO CONSTANT AIR REGULATOR SCHEDULE.
  - 5) FOR BRANCH DUCT SIZES FOR TOILET EXHAUST, REFER TO ZRT ZONE CONTROL TERMINAL SCHEDULE.
  - 6) ALL FIRE DAMPERS (FD) SHALL BE PROVIDED WITH ACCESS DOORS (AD). COORDINATE FOR ACCESS DOOR LOCATION WITH ARCHITECT.

PROJECT:  
**625 WEST 57TH STREET**  
RESIDENTIAL / MIXED USE DEVELOPMENT  
WEST 57th STREET & 12th AVENUE  
NEW YORK, NEW YORK

OWNER/DEVELOPER:  
**Durst Pyramid LLC**  
One Bryant Park  
New York, NY 10036

ARCHITECT:  
**SLCEArchitects, LLP**  
841 BROADWAY  
NEW YORK, NY 10003  
TEL.: (212) 975-8400

DESIGN ARCHITECT:  
**BIG**  
601 W. 26th St. Suite 1255  
New York, NY 10001  
USA  
347 964 3666  
www.big.dk

STRUCTURAL ENGINEER:  
**Thornton Tomasetti**  
Thornton Tomasetti, Inc.  
51 Madison Avenue  
New York, NY 10010-1603  
T 917.661.7800 F 917.661.7801

M.E.P.F.P. ENGINEER:  
**DE**  
DAGHER ENGINEERING, PLLC  
29 Broadway, New York, NY 10006  
T: 212.480.2591 F: 212.480.2654

LANDSCAPE ARCHITECT:  
**STARR WHITEHOUSE**  
Landscape Architects  
and Planners PLLC  
80 Maiden Lane, Suite 1901  
New York, New York 10038  
T 212.487.3272 F 212.487.3273

GEOTECHNICAL AND CIVIL ENGINEERING:  
**Langan Engineering & Environmental Services**  
Phone: 212.479.5400 Fax: 212.479.5444  
21 Penn Plaza, 360 West 31st Street, 8th Floor  
New York, NY

CONSTRUCTION MANAGER:  
**Hunter Roberts Construction Group**  
2 World Financial Center  
New York, NY 10291

TRAFFIC CONSULTANT:  
**PHILIP HABIB & ASSOCIATES**  
226 WEST 26TH STREET  
NEW YORK, NEW YORK 10001

BUILDING ENVELOPE CONSULTANT:  
**IBA**  
Israel Berger and Associates, LLC  
360 PARK AVENUE SOUTH, 15th FLOOR  
New York, NY 10016  
TEL.: (212) 689-5389 FAX.: (212) 689-6449

LIGHTING DESIGNER:  
**bpi** Brandston Partnership Inc.  
302 Fifth Avenue, New York, NY 10001  
main: 212.924.4050

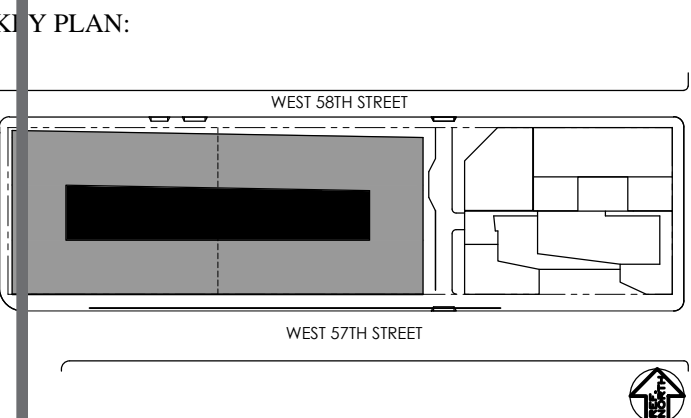
COMMISSIONING AGENT:  
**THE FULCRUM GROUP**  
61 BROADWAY SUITE 1605  
NEW YORK, NY 10006

NO.	DATE	REVISION
06-23-2013	ISSUED FOR DOB FILING	
06-19-2013	BULLETIN #12	
06-03-2013	BULLETIN #10	
07-01-2013	BULLETIN #8	
06-01-2013	BULLETIN #1	
06-13-2013	ISSUED FOR DOB FILING	
07-30-2012	DESIGN DEVELOPMENT ISSUANCE	

NO. DATE REVISION

DOB NUMBER: NB#

NORTH SCALE



DRAWING TITLE:

29TH FLOOR  
MECHANICAL PLAN

NOT FOR CONSTRUCTION

SEAL & SIGNATURE: PROJECT No. DRAWN BY: RK CHECKED BY: AT DATE: M-140.00 SHEET No.: 46 OF 89

FILE No.

WARNING: IT IS A VIOLATION OF THE NEW YORK STATE EDUCATION LAW FOR ANY PERSON, UNLESS ACTING UNDER THE DIRECTION OF A LICENSED PROFESSIONAL ENGINEER, TO ALTER ANY ITEM ON THESE PLANS IN ANY WAY. IF ALTERATIONS TO THESE PLANS ARE MADE, THE ALTERATIONS SHALL BE MADE IN ACCORDANCE WITH ARTICLE 145 - SUBSECTION 7209 OF THE NEW YORK STATE EDUCATION LAW.

NYC BUILDING DEPARTMENT APPROVAL NOTE: THIS PLAN IS APPROVED ONLY FOR WORK INDICATED ON THE APPLICATION SPECIFICATION SHEET. ALL OTHER MATTERS SHOWN ARE NOT TO BE RELIED UPON, OR TO BE CONSIDERED EITHER AS BEING APPROVED OR IN ACCORDANCE WITH APPLICABLE CODES.




[illegible]

- 6) PROVIDE FIRE DAMPERS WHERE DUCT PENETRATES THE RATED SHUTTER OR WALL EXCEPT WHERE FIRE WRAP INDICATED IN GENERAL NOTE 2 & ABOVE.
- 7) PROVIDE FIRE WRAP (HORIZONTAL RINGS) SHALL BE PROVIDED WITH FIRE WRAP EXCEPT WHERE THERE IS A BRANCH CONNECTION AS THE DUCT OFFSETS.
- 8) VERTICAL WSPW DISCHARGE OFFSETS.
- 9) PROVIDE WSPW DISCHARGE OFFSETS. WSPW FOR WSPW INSTALLED CLOSE TO EXTERIOR WALL AND DISCHARGE IS PARALLEL TO EXTERIOR WALL.
- 10) PROVIDE SLOPED DETECTION GRADE WHERE WSPW IS AWAY FROM EXTERIOR WALL; WHERE APPOINT IS NOT PARALLEL TO THE WALL.
- 11) MECHANICAL CONTRACTOR TO PROVIDE THE SLEEVE EXTERIOR WALL (AS REQUIRED) TO INSTALL GROUT FLUSH WITH TOP-BORED WALL.
- 12) MAKE UP AIR SIZES FOR APARTMENTS AND CORRIDORS
- 13) MAKE UP AIR, AND KITCHEN EXHAUST AIR, REFER TO CONSTANT AIR FLOW SCHEDULE.
- 14) FOR BRANCH DUCT SIZES FOR TOILET EXHAUST, REFER TO ZRT ZONE ZONING, TERMINAL SCHEDULE.
- 15) ALL FIRE DAMPS (DPT) SHALL BE PROVIDED WITH ACCESS DOORS, COORDINATE FOR ACCESS DOOR LOCATION WITH ARCHITECT.

FILE No: [REDACTED]

NYC BUILDING DEPARTMENT APPROVAL NOTE:  
THIS PLAN IS APPROVED ONLY FOR WORK INDICATED  
ON THE APPLICATION SPECIFICATION SHEET. ALL  
OTHER MATTERS SHOWN ARE NOT TO BE RELIED  
UPON, OR TO BE CONSIDERED EITHER AS BEING  
APPROVED OR IN ACCORDANCE WITH APPLICABLE  
CODES.

SEAL & SIGNATURE:	DATE:
	PROJECT No:
	DRAWN BY: RK
	CHECKED BY: AT
	DWG. No:
	<b>M-141.00</b>
	SHEET. No:



















1. REFER TO STRUCTURAL DRAWINGS REGARDING REQUIRED CLEARANCE AROUND COOLING TOWER.
2. PROVIDE SUPPORT FOR BOILER FLUE AS PER MANUFACTURER'S RECOMMENDATION.
3. SLAB PENETRATION SHALL BE WATER PROOFED, PROVIDE ROOF CURB.
4. CONDENSER WATER PIPING & ACCESSORIES SHALL BE SUPPORTED OF THE STRUCTURAL STEEL.

NOT FOR CONSTRUCTION

TO THE BEST OF MY KNOWLEDGE, BELIEF AND PROFESSIONAL JUDGMENT, THESE PLANS AND SPECIFICATIONS PREPARED BY THIS OFFICE FOR THE REFERENCE PROJECT ARE IN COMPLIANCE WITH THE ENERGY CONSERVATION CONSTRUCTION CODE OF NEW YORK CITY - EFFECTIVE MAY 2010.

NYC BUILDING DEPARTMENT APPROVAL NOTE:  
THIS PLAN IS APPROVED ONLY FOR WORK INDICATED  
ON THE APPLICATION SPECIFICATION SHEET. ALL

OTHER MATTERS SHOWN ARE NOT TO BE RELIED UPON, OR TO BE CONSIDERED EITHER AS BEING APPROVED OR IN ACCORDANCE WITH APPLICABLE

COPIES: \_\_\_\_\_

WARNING: IT IS A VIOLATION OF THE NEW YORK STATE EDUCATION LAW FOR ANY PERSON, UNLESS ACTING UNDER THE DIRECTION OF A LICENSED PROFESSIONAL ENGINEER, TO ALTER ANY ITEM ON THESE PLANS IN ANY WAY. IF ALTERATIONS TO THESE PLANS ARE MADE, THE ALTERATIONS SHALL BE MADE IN ACCORDANCE WITH ARTICLE 145 - SUBSECTION 7209 OF THE NEW YORK STATE EDUCATION LAW.


NYC BUILDING DEPARTMENT APPROVAL NOTE:  
THIS PLAN IS APPROVED ONLY FOR WORK INDICATED  
ON THE APPLICATION SPECIFICATION SHEET. ALL

OTHER MATTERS SHOWN ARE NOT TO BE RELIED UPON, OR TO BE CONSIDERED EITHER AS BEING APPROVED OR IN ACCORDANCE WITH APPLICABLE

COPIES: \_\_\_\_\_

PROJECT:  
**625 WEST 57TH STREET**  
RESIDENTIAL / MIXED USE DEVELOPMENT  
WEST 57th STREET & 12th AVENUE  
NEW YORK, NEW YORK

OWNER/DEVELOPER:

 **Durst Pyramid LLC**  
One Bryant Park  
New York, NY 10036

ARCHITECT:  
**SLCE***Architects, LLP*  
441 BROADWAY  
NEW YORK, NY 10003  
TEL.: (212) 979-8400

DESIGN ARCHITECT:

**BIG** 601 W. 26th St. Suite 1255  
New York, NY 10001  
USA  
347 964 3666  
[www.big.dk](http://www.big.dk)

STRUCTURAL ENGINEER:  
**Thornton Tomasetti**  
Thornton Tomasetti, Inc.  
61 Madison Avenue  
New York, NY 10010-1603  
T 917.661.7800 F 917.661.7801

M.E.P. FP. ENGINEER:  
**DE**  
**DAGHER ENGINEERING, PLLC**  
29 Broadway, New York, NY 10006  
T. 212.480.2591 F. 212.480.2654

LANDSCAPE ARCHITECT:

 **STARR WHITEHOUSE**  
Landscape Architects  
and Planners PLLC  
80 Maiden Lane, Suite 1901  
New York, New York 10038  
T 212.487.3272 F 212.487.3273

GEOTECHNICAL AND CIVIL ENGINEERING:  
**Langan Engineering &  
Environmental Services**  
Phone: 212.479.5400 Fax: 212.479.5444  
21 Penn Plaza, 360 West 31st Street, 8th Floor  
New York, NY

CONSTRUCTION MANAGER:  
**Hunter Roberts**  
**Construction Group**  
2 World Financial Center  
New York, NY 10281

TRAFFIC CONSULTANT:  
**PHILIP HABIB & ASSOCIATES**  
226 WEST 26TH STREET  
NEW YORK, NEW YORK 10001

**BUILDING ENVELOPE CONSULTANT:**

**IBA**

**Israel Berger and Associates, LLC**  
360 PARK AVENUE SOUTH, 15th FLOOR  
New York, NY 10016  
TEL.: (212) 689-5389 FAX.: (212) 689-6449



LIGHTING DESIGNER:  
**bpi** Brandston Partnership Inc.  
302 Fifth Avenue, New York, NY 10001  
main: 212.924.4050

COMMISSIONING AGENT:  
THE FULCRUM GROUP  
61 BROADWAY SUITE 1605  
NEW YORK, NY 10006

[illegible]

06-23-2013	ISSUED FOR DOB FILING
06-19-2013	BULLETIN #12
06-01-2013	BULLETIN #10
07-01-2013	BULLETIN #8
04-01-2013	BULLETIN #4
03-15-2013	ISSUED FOR DOB FILING
07-30-2012	DESIGN DEVELOPMENT ISSUANCE

NB#

**NORTH:**  **SCALE:** 


KEY PLAN:

WEST 56TH STREET

WEST 57TH STREET

DRAWING TITLE:

35TH FLOOR  
MECHANICAL PLAN

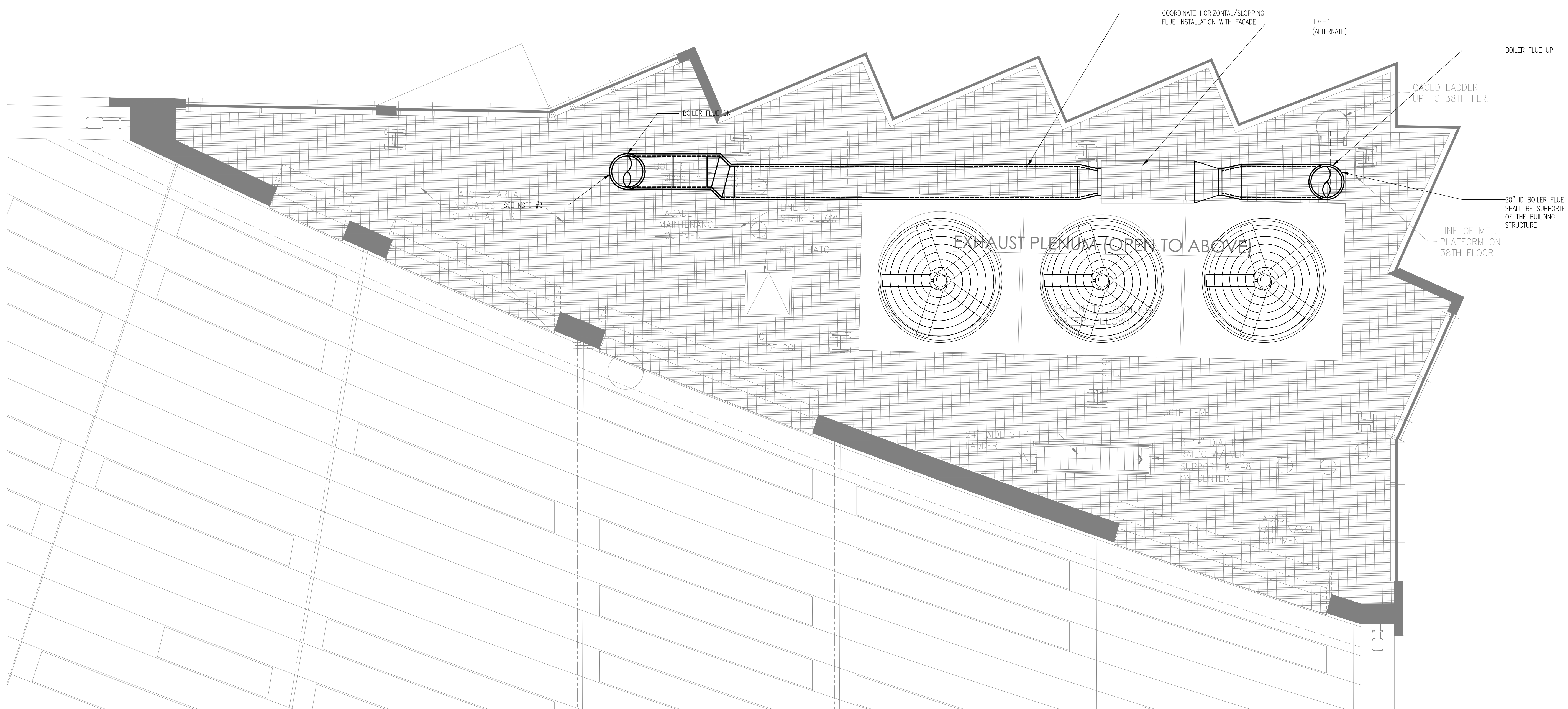
SEAL & SIGNATURE: 

DATE: \_\_\_\_\_  
PROJECT No: \_\_\_\_\_  
DRAWN BY: RK \_\_\_\_\_  
CHECKED BY: AT \_\_\_\_\_  
DWG. No: \_\_\_\_\_

**M-146.00**

SHEET No: \_\_\_\_\_





1. PROVIDE REQUIRED SUPPORT (HORIZONTAL AS WELL AS VERTICAL RUN) FOR THE BOILER FLUE AS PER MANUFACTURER'S RECOMMENDATION.
2. COORDINATE THE BOILER FLUE ROUTING WITH THE FACADE PROFILE. SLAB PENETRATION SHALL BE WATER PROOFED. PROVIDE ROOF CURB.
4. INSTALL DRAFT INDUCER FAN IN THE HORIZONTAL LOCATION. COORDINATE LOCATION WITH FACADE, BUILDING STRUCTURE AND OTHER EQUIPMENT.

NOT FOR CONSTRUCTION

TO THE BEST OF MY KNOWLEDGE, BELIEF AND PROFESSIONAL JUDGMENT, THESE PLANS AND SPECIFICATIONS PREPARED BY THIS OFFICE FOR THE REFERENCE PROJECT ARE IN COMPLIANCE WITH THE ENERGY CONSERVATION CONSTRUCTION CODE OF NEW YORK CITY - EFFECTIVE MAY 2010.

NYC BUILDING DEPARTMENT APPROVAL NOTE:  
THIS PLAN IS APPROVED ONLY FOR WORK INDICATED  
ON THE APPLICATION SPECIFICATION SHEET. ALL  
OTHER MATTERS SHOWN ARE NOT TO BE RELIED  
UPON, OR TO BE CONSIDERED EITHER AS BEING  
APPROVED OR IN ACCORDANCE WITH APPLICABLE  
CODES.

WARNING: IT IS A VIOLATION OF THE NEW YORK STATE EDUCATION LAW FOR ANY PERSON, UNLESS ACTING UNDER THE DIRECTION OF A LICENSED PROFESSIONAL ENGINEER, TO ALTER ANY ITEM ON THESE PLANS IN ANY WAY. IF ALTERATIONS TO THESE PLANS ARE MADE, THE ALTERATIONS SHALL BE MADE IN ACCORDANCE WITH ARTICLE 145 - SUBSECTION 7209 OF THE NEW YORK STATE EDUCATION LAW.

PROJECT:

**625 WEST 57TH STREET**

RESIDENTIAL / MIXED USE DEVELOPMENT

WEST 57th STREET & 12th AVENUE

NEW YORK, NEW YORK

OWNER/DEVELOPER:

 Durst Pyramid LLC  
One Bryant Park  
New York, NY 10036

ARCHITECT:  
**SLCE***Architects, LLP*  
841 BROADWAY  
NEW YORK, NY 10003  
TEL.: (212) 979-8400

DESIGN ARCHITECT:

**BIG** 601 W. 26th St. Suite 1255  
New York, NY 10001  
USA  
347 964 3666  
[www.big.dk](http://www.big.dk)

STRUCTURAL ENGINEER:  
**Thornton Tomasetti**  
Thornton Tomasetti, Inc.  
51 Madison Avenue  
New York, NY 10010-1603  
T 917.661.7800 F 917.661.7801

M.E.P.P. ENGINEER:  
**DE**  
**DAGHER ENGINEERING, PLLC**  
29 Broadway, New York, NY 10006  
T. 212.480.2591 F. 212.480.2654

LANDSCAPE ARCHITECT:

 STARR WHITEHOUSE  
Landscape Architects  
and Planners PLLC  
80 Maiden Lane, Suite 1901  
New York, New York 10038  
T 212.487.3272 F 212.487.3273

GEOTECHNICAL AND CIVIL ENGINEERING:  
**Langan Engineering &  
Environmental Services**  
Phone: 212.479.5400 Fax: 212.479.5444  
21 Penn Plaza, 360 West 31st Street, 8th Floor  
New York, NY

CONSTRUCTION MANAGER:  
Hunter Roberts  
Construction Group

TRAFFIC CONSULTANT:  
**PHILIP HABIB & ASSOCIATES**  
226 WEST 26TH STREET  
NEW YORK, NEW YORK 10001

**BUILDING ENVELOPE CONSULTANT:**

**IBA**



**Israel Berger and Associates, LLC**  
360 PARK AVENUE SOUTH, 15th FLOOR  
New York, NY 10016  
TEL.: (212) 689-5389 FAX.: (212) 689-6449

LIGHTING DESIGNER:  
**bpi** Brandston Partnership Inc.  
302 Fifth Avenue, New York, NY 10001  
main: 212.924.4050

COMMISSIONING AGENT:  
**THE FULCRUM GROUP**  
61 BROADWAY SUITE 1605  
NEW YORK, NY 10006

[illegible]

D.O.B. NUMBER:  
NB#

NORTH:  SCALE: 

**KEY PLAN:**

WEST 58TH STREET


TWELTH AVENUE

THIRTEENTH AVENUE

WEST 57TH STREET

DRAWING TITLE:

36TH FLOOR  
MECHANICAL PLAN

SEAL & SIGNATURE:	DATE:
	PROJECT No:
	DRAWN BY: RK
	CHECKED BY: AT
	DWG. No:
	<b>M-147.00</b>
	SHEET. No:

FILE NO:



1) PROVIDE REQUIRED SUPPORT FOR THE BOILER FLUE AS PER MANUFACTURER'S RECOMMENDATION

FILE No:

WARNING: IT IS A VIOLATION OF THE NEW YORK STATE EDUCATION LAW FOR ANY PERSON, UNLESS ACTING UNDER THE DIRECTION OF A LICENSED PROFESSIONAL ENGINEER, TO ALTER ANY ITEM ON THESE PLANS IN ANY WAY. IF ALTERATIONS TO THESE PLANS ARE MADE, THE ALTERATIONS SHALL BE MADE IN ACCORDANCE WITH ARTICLE 145 - SUBSECTION 7209 OF THE NEW YORK STATE EDUCATION LAW.

NYC BUILDING DEPARTMENT APPROVAL NOTE:  
THIS PLAN IS APPROVED ONLY FOR WORK INDICATED  
ON THE APPLICATION SPECIFICATION SHEET. ALL  
OTHER MATTERS SHOWN ARE NOT TO BE RELIED  
UPON, OR TO BE CONSIDERED EITHER AS BEING  
APPROVED OR IN ACCORDANCE WITH APPLICABLE  
CODES.



**Shauqat Shaikh**  
*Shauqat Shaikh*  
**Buildings**  
APPROVED  
Under Directive 2 of 1975  
Date/Time: Oct 31, 2013 – 11:58 AM  
**NYC Development Hub**

NOT FOR CONSTRUCTION

TO THE BEST OF MY KNOWLEDGE, BELIEF AND PROFESSIONAL JUDGMENT, THESE PLANS AND SPECIFICATIONS PREPARED BY THIS OFFICE FOR THE REFERENCE PROJECT ARE IN COMPLIANCE WITH THE ENERGY CONSERVATION CONSTRUCTION CODE OF NEW YORK CITY - EFFECTIVE MAY 2010.

NYC BUILDING DEPARTMENT APPROVAL NOTE:  
THIS PLAN IS APPROVED ONLY FOR WORK INDICATED  
ON THE APPLICATION SPECIFICATION SHEET. ALL  
OTHER MATTERS SHOWN ARE NOT TO BE RELIED  
UPON, OR TO BE CONSIDERED EITHER AS BEING  
APPROVED OR IN ACCORDANCE WITH APPLICABLE  
CODES.

---

PROJECT:  
625 WEST 57TH STREET  
RESIDENTIAL / MIXED USE DEVELOPMENT  
WEST 57th STREET & 12th AVENUE  
NEW YORK, NEW YORK

OWNER/DEVELOPER:

 **Durst Pyramid LLC**  
One Bryant Park  
New York, NY 10036

ARCHITECT:  
**SLCE***Architects, LLP*  
441 BROADWAY  
NEW YORK, NY 10003  
TEL.: (212) 979-8400

DESIGN ARCHITECT:

**BIG** 601 W. 26th St. Suite 1255  
New York, NY 10001  
USA  
347 964 3666  
[www.big.dk](http://www.big.dk)

STRUCTURAL ENGINEER:  
**Thornton Tomasetti**  
Thornton Tomasetti, Inc.  
61 Madison Avenue  
New York, NY 10010-1603  
T 917.661.7800 F 917.661.7801

M.E.P. FP. ENGINEER:  
**DE**  
**DAGHER ENGINEERING, PLLC**  
29 Broadway, New York, NY 10006  
T. 212.480.2591 F. 212.480.2654

LANDSCAPE ARCHITECT:

 **STARR WHITEHOUSE**  
Landscape Architects  
and Planners PLLC  
80 Maiden Lane, Suite 1901  
New York, New York 10038  
T 212.487.3272 F 212.487.3273

GEOTECHNICAL AND CIVIL ENGINEERING:  
**Langan Engineering &  
Environmental Services**  
Phone: 212.479.5400 Fax: 212.479.5444  
21 Penn Plaza, 360 West 31st Street, 8th Floor  
New York, NY

CONSTRUCTION MANAGER:  
**Hunter Roberts**  
**Construction Group**  
2 World Financial Center  
New York, NY 10281

TRAFFIC CONSULTANT:  
**PHILIP HABIB & ASSOCIATES**  
226 WEST 26TH STREET  
NEW YORK, NEW YORK 10001

**BUILDING ENVELOPE CONSULTANT:**

**IIBA**

**Israel Berger and Associates, LLC**  
360 PARK AVENUE SOUTH, 15th FLOOR  
New York, NY 10016  
TEL.: (212) 689-5389 FAX.: (212) 689-6449

LIGHTING DESIGNER:  
**bpi** Brandston Partnership Inc.  
302 Fifth Avenue, New York, NY 10001  
main: 212.924.4050



COMMISSIONING AGENT:  
THE FULCRUM GROUP  
61 BROADWAY SUITE 1605  
NEW YORK, NY 10006

[illegible]

06-23-2013	ISSUED FOR DOB FILING
06-19-2013	BULLETIN #12
06-01-2013	BULLETIN #10
07-01-2013	BULLETIN #8
04-01-2013	BULLETIN #4
03-15-2013	ISSUED FOR DOB FILING
05-26-2012	POSTING OF NEW COMPLAINTS FOR LAMPS

No.:	DATE:	REVISION:
------	-------	-----------

NB#

NORTH:  SCALE: 


KEY PLAN:

WEST 56TH STREET

WEST 57TH STREET

DRAWING TITLE:

38TH FLOOR  
MECHANICAL PLAN

SEAL & SIGNATURE: 

DATE: \_\_\_\_\_  
PROJECT No: \_\_\_\_\_  
DRAWN BY: RK \_\_\_\_\_  
CHECKED BY: AT \_\_\_\_\_  
DWG. No: \_\_\_\_\_

**M-149.00**

SHEET No: \_\_\_\_\_

FILE NO:

WARNING: IT IS A VIOLATION OF THE NEW YORK STATE  
EDUCATION LAW FOR ANY PERSON, UNLESS ACTING UNDER  
THE DIRECTION OF A LICENSED PROFESSIONAL ENGINEER, TO  
ALTER ANY ITEM ON THESE PLANS IN ANY WAY. IF  
ALTERATIONS TO THESE PLANS ARE MADE, THE ALTERATIONS  
SHALL BE MADE IN ACCORDANCE WITH ARTICLE 145 -  
SUBSECTION 7209 OF THE NEW YORK STATE EDUCATION LAW

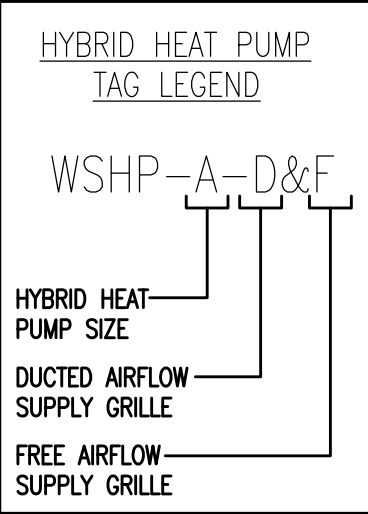






HYBRID UNIT SCHEDULE																									STANDARD MFR. COG. GROUP	
UNIT NO.	SERVICE	MODEL NO.	CONDENSER COIL DATA			EVAPORATOR SECTION							HEATING DATA				SUPPLY FAN DATA			ELECTRICAL DATA					REMARKS	
			WATER FLOW RATE	WATER PRESSURE DROP	TOTAL COOLING CAPACITY	SENSIBLE CAPACITY	ENT. AIR TEMP.	LVG. AIR TEMP.	ENT. WATER TEMP.	LVG. WATER TEMP.	EER	ENT. AIR TEMP.	LVG. AIR TEMP.	HEATING CAPACITY	ENT. WATER TEMP.	LVG. WATER TEMP.	MOTOR	MAX. AIR FLOW RATE	STATIC PRESS.	ELECTRICAL RATING	FLA	MOP	MCA	BRANCH PIPE SIZES		
			GPM	(FT. WG.)	MBH	MBH	°F DB/MB	°F DB/MB	°F	°F		°F	°F	MBH	°F	°F	HP	CFM	IN.	V/4/HZ				INCHES		
WSPH-A	APARTMENTS	HKV008	1.3		8,400	5,850	75/85	55.8/55.3	85	100	13.9	68	97.5	8,995	110	96.5	1/3	280	0.25	208/1/60	3.8	15	4.5	1/2	VERTICAL WITH UPFLOW	
WSPH-B	APARTMENTS	HKV010	1.6		9,900	6,750	75/85	55.7/55.1	85	100	14.2	68	97.5	10,300	110	97.2	1/3	320	0.25	208/1/61	4.3	15	5.2	1/2	VERTICAL WITH UPFLOW	
WSPH-C	APARTMENTS	HKV012	2		11,850	7,935	75/85	54.7/54.1	85	100	14.5	68	97.5	11,335	110	98.2	1/3	360	0.25	208/1/62	6	15	7.3	3/4	VERTICAL WITH UPFLOW	
WSPH-D	APARTMENTS	HKV015	2.5		15,850	10,615	75/85	54.7/54.1	85	100	14.6	68	97.5	14,140	110	96.7	1/3	480	0.25	208/1/63	6.4	15	7.7	3/4	VERTICAL WITH UPFLOW	
WSPH-E	APARTMENTS	HKV018	3		18,235	12,300	75/85	54.0/53.5	85	100	14.4	68	97.5	15,450	110	99.7	1/3	540	0.25	208/1/64	7.2	15	8.7	3/4	VERTICAL WITH UPFLOW	
WSPH-F	APARTMENTS	HKV020	3.3		20,150	14,900	75/85	56.0/55.5	85	100	14.6	68	97.5	20,600	110	97.4	1/3	700	0.25	208/1/65	9.4	15	11	3/4	VERTICAL WITH UPFLOW	
WSPH-G	APARTMENTS	SKC008	1.3		6,700	6,200	75/85	56/55.4	85	100	13.9	68	97.5	9,040	110	96.2	1/4	300	0.25	208/1/66	3.8	15	4.5	1/2	CONSOLE WITH UPFLOW	
WSPH-H	APARTMENTS	SKC010	1.6		10,350	7,300	75/85	55.9/55.3	85	100	14.2	68	97.5	10,170	110	97.4	1/4	350	0.25	208/1/67	4.3	15	5.2	1/2	CONSOLE WITH UPFLOW	
WSPH-J	APARTMENTS	SKC012	2		12,350	8,400	75/85	55.6/55.1	85	100	14.5	68	97.5	11,450	110	98.5	1/4	400	0.25	208/1/68	6	15	7.3	3/4	CONSOLE WITH UPFLOW	
WSPH-K	APARTMENTS	HKV024	3.8		25,300	17,450	75/85	54.9/54.4	85	100	14.6	68	97.5	22,700	110	97.6	1/3	800	0.25	208/1/69	14	25	16.8	3/4	VERTICAL WITH UPFLOW	

- NOTES:
- R-410 REFRIGERANT
  - PROGRAMMABLE HEATING AND COOLING THERMOSTAT
  - MECHANICAL CONTRACTOR SHALL PROVIDE SHUT-OFF VALVES FROM THE RISER PIPING STUB OUT WITH UNITS' CHASIS.
  - UNIT MANUFACTURER TO PROVIDE TEMPERATURE SENSOR, FLEXIBLE HOSE CONNECTORS, PRESSURE INDEPENDENT BALANCING VALVE, TWO-WAY AUTOMATIC CONTROL VALVE & CHANGER OVER VALVES.
  - FACTORY INSTALLED CONTROL BOARD AND CONTROL DEVICES.
  - PROVIDE ACUSTICAL PLENUM
  - MECHANICAL CONTRACTOR TO PROVIDE 1/2" MCPRENE PADS UNDER UNIT CABINETS.
  - MECHANICAL CONTRACTOR SHALL BE RESPONSIBLE TO PROVIDE DUCT COLLARS FOR THE "FREE BLOW" TYPE SUPPLY GRILLES WHERE REQUIRED.
  - MECHANICAL CONTRACTOR SHALL BE RESPONSIBLE TO PROVIDE BUNDLES FOR WATER RIDERS BEHIND UNITS.
  - MANUFACTURER SHALL BE RESPONSIBLE TO PROVIDE UNITS WITH INTERNAL AIR BUFILE (SEPARATOR) WHENIN UNIT SERVICE MORE THAN ONE ROOM.
  - UNITS SHALL BE FACTORY TESTED.
  - MECHANICAL CONTRACTOR SHALL BE RESPONSIBLE FOR UNIT START-UP AND SUPERVISION.
  - ALL UNITS SHALL HAVE FRONT LOW AIR RETURN BELOW ACCESS PANEL TO UNITS.
  - UNIT MANUFACTURER TO PROVIDE DOUBLE DEFLECTOR GRILLES FOR ALL THE HYBRID UNITS
  - UNIT MANUFACTURER TO PROVIDE DOUBLE DEFLECTOR GRILLES WITH OPPOSED BLADE DAMPERS FOR ALL THE UNITS THAT SERVE TWO SPACES
  - THE CHASSIS SHALL BE PROVIDED WITH LINE VOLTAGE PLUG-IN POWER CONNECTION
  - PROVIDE UNIT WITH 24 V COMPRESSOR DISABLE RELAY TO TURN OFF THE COMPRESSOR. EXTERNAL CONTROL WIRING TO BE PROVIDED BY CONTROLS CONTRACTOR. ONLY ONE UNIT PER APARTMENT SHALL BE EQUIPPED WITH SUCH FEATURE.
  - HEAT PUMP UNIT TO BE EQUIPPED WITH ECM MOTORS



MODULAR CHILLER SCHEDULE																														
UNIT NO.	LOCATION	MODEL NO.	EVAPORATOR (CHILLED WATER)								REFRIGERANT	CONDENSER DATA				DIMENSIONAL DATA			ELECTRICAL DATA						STANDARD	MFR. MULTISTACK				
			NOMINAL CAPACITY PER MODULE	NO OF MODULE	MAXIMUM CAPACITY	NOMINAL WATER FLOW RATE PER MODULE	ENT. WATER TEMP.	LVG. WATER TEMP.	PRESS. DROP	NO OF COMPRESSORS EACH MODULE		REFRIGERANT CHARGE PER CIRCUIT	WATER FLOW RATE TOTAL PER MODULE	ENT. WATER TEMP.	LVG. WATER TEMP.	PRESS. DROP	LENGTH	WIDTH	HEIGHT	ELECTRICAL	KW/TON	COP	COMPRESSOR	MCA			MOP	EER	OPERATING WEIGHT	REMARKS
CH-1 THRU CH-6	1ST FLOOR MER	MSJ30KXC2HW20A-410A	TON	QTY	TON	GPM	°F	°F	FT. WG	QTY		410-A	LBS	GPM	°F	°F	FT. WG	IN.	IN.	IN.	VOLT/4/HZ			RLA	AMPS	AMPS		LBS		
			30	6	180	72	55	45	14.7	2			12	76	85	100	6.9	194	58	70	460/3/60	0.804	4.4		22.5	276	200	14.9	9750	

- NOTE:
- STAINLESS STEEL EVAPORATOR AND CONDENSER
  - LEAD COMPRESSOR SEQUENCING EVERY 24 HOURS
  - MULTIPLE INDEPENDENT REFRIGERATION SYSTEMS
  - ELECTRONIC CHILLED WATER CONTROL
  - TOTAL ACCESS DESIGN W/ VARIABLE FLOW (EVAPORATOR AND CONDENSER), 2" C-VALVE STUVALS
  - 4-64 BALLS AND WATTE PADS
  - QUICK INTERCONNECT MODULAR DESIGN
  - WARRANTY FULL (5 YEAR)
  - FILTERS IN CONDENSER AND EVAPORATOR SUPPLY HEADERS

Superseded 6-8-2016

BOILER SCHEDULE																											STANDARD MFR. AERCO		
UNT. NO.	SERVICE	LOCATION	MODEL NO.	TYPE	INPUT	OUTPUT	OPER. PRESS.	MAX. OPER. PRESS.	ENT. TEMP.	LVG. TEMP.	WATER DATA			FUEL DATA (NATURAL GAS)			BOILER HORSE POWER	FLUE DIAMETER	VENT DIAMETER	PHYSICAL DATA			ELECTRICAL DATA		REMARKS				
											FLOW RATE	PRESS. DROP	CFH	EFFICIENCY	INLET PRESS.	NO. OF STAGES				WATER CONNECTIONS	OPERATING WEIGHT	DIMENSIONS (WxHxD)	CURRENT FLA	ELECTRICAL					
MAX GPM	MIN GPM	FT. H2O	%	IN. H2O	MIN.	BHP	IN	IN	IN	IN	LBS	IN.	AMPS	VOLT/4/HZ															
B-1	HOT WATER	2ND FLOOR MER	BWK-6000	CONDENSING	6,000	5,610	75	150	110	140	600	75	9.2	6,000	93.0	14.0	15:1	168	14	14	6	6	3920	34x80x109	15.0	460/3/60			
B-2	HOT WATER	2ND FLOOR MER	BWK-6000	CONDENSING	6,000	5,610	75	150	110	140	600	75	9.2	6,000	93.0	14.0	15:1	168	14	14	6	6	3920	34x80x109	15.0	460/3/60			
B-3	HOT WATER	2ND FLOOR MER	BWK-6000	CONDENSING	6,000	5,610	75	150	110	140	600	75	9.2	6,000	93.0	14.0	15:1	168	14	14	6	6	3920	34x80x109	15.0	460/3/60			
B-4	HOT WATER	2ND FLOOR MER	BWK-6000	CONDENSING	6,000	5,610	75	150	110	140	600	75	9.2	6,000	93.0	14.0	15:1	168	14	14	6	6	3920	34x80x109	15.0	460/3/60			
B-5	HOT WATER	2ND FLOOR MER	BWK-6000	CONDENSING	6,000	5,610	75	150	110	140	600	75	9.2	6,000	93.0	14.0	15:1	168	14	14	6	6	3920	34x80x109	15.0	460/3/60			
B-6	HOT WATER	2ND FLOOR MER	BWK-6000	CONDENSING	6,000	5,610	75	150	110	140	600	75	9.2	6,000	93.0	14.0	15:1	168	14	14	6	6	3920	34x80x109	15.0	460/3/60			

- NOTES:
- PROVIDE FACTORY SUPPLIED ACID NEUTRALIZING KIT.

PLATE FRAME HEAT EXCHANGER SCHEDULE																				STANDARD MFR: ALFALAWAL		
UNIT #	SERVICE	LOCATION	PRIMARY WATER				SECONDARY WATER				HEAT EXCHANG	FOULING FACTOR - 10% EXTRA SURFACE AREA	MIN. SURFACE AREA	WEIGHT OPER.	MODEL #	DIMENSIONS	REMARKS					
			FLOW RATE	TEMP. IN	TEMP. OUT	PRESS. DROP	DESIGN PRESS.	FLOW RATE	TEMP. IN	TEMP. OUT								PRESS. DROP	WORK. PRESS.			
			GPM	°F	°F	PSI	PSI	GPM	°F	°F								FT.	PSI	MBH	PSI	SQ. FT.
PFHX-1	CONDENSER WATER	33RD FLOOR	1100	85	100	9.97	300	1100	102	87	9.87	300	8.2	3,896	9,100	A06-FO						
PFHX-2	CONDENSER WATER	33RD FLOOR	1100	85	100	9.97	300	1100	102	87	9.87	300	8.2	3,896	9,100	A06-FO						
PFHX-3	CONDENSER WATER	33RD FLOOR	1100	85	100	9.97	300	1100	102	87	9.87	300	8.2	3,896	9,100	A06-FO						
PFHX-4	AC-2-2	2ND FLOOR MER	52	45	55	4.77	150	52	57	47	4.74	150	261.1	157	628	A02L-FG	24x13x51					
PFHX-5	AC-2-2	2ND FLOOR MER	26	142	112	2.97	150	26	109	138	3.01	150	383.5	113	572	A02L-FG	24x13x51					
PFHX-6	MAU-2-1	2ND FLOOR MER	90	45	55	4.9	150	90	57	47	4.87	150	451.9	272	769	A02L-FG	24x13x51					
PFHX-7	MAU-2-1	2ND FLOOR MER	40	142	112	3.24	150	40	109	138	3.28	150	590.1	167	639	A02L-FG	24x13x51					
PFHX-8	MAU-1-1	1ST FLOOR NORTH MER	58	45	55	4.8	150	58	57	47	4.77	150	291.2	173	646	A02L-FG	24x13x51					
PFHX-9	MAU-1-1	1ST FLOOR NORTH MER	25	142	112	3.03	150	25	109	138	3.07	150	369.1	107	566	A02L-FG	24x13x51					
PFHX-10	MAU-1-2	1ST FLOOR SOUTH MER	35	45	55	4.56	150	35	57	47	4.54	150	175.7	107	566	A02L-FG	24x13x51					
PFHX-11	MAU-1-2	1ST FLOOR SOUTH MER	17	142	112	2.9	150	17	109	138	2.9	150	250	74	530	A02L-FG	24x13x51					
PFHX-12	MAU-18-1	18TH FLOOR MER	62	142	112	3.4	150	37	109	139	3.4	150	545	151	621	A02L-FG	24x13x51					
PFHX-13	AC-2-1	2ND FLOOR MER	17	142	102	2.9	150	17	98	137	2.6	150	334	76	533	A02L-FG	24x13x51					
PFHX-14	AC-1-2	1ST FLOOR MER	10	142	102	2.4	150	10	98	137	2.01	150	196	49	503	A02L-FG	24x13x51					
PFHX-15	AC-1-1	1ST FLOOR MER	16	142	102	2.93	150	16	98	137	2.6	150	314.3	71	527	A02L-FG	24x13x51					
PFHX-16	AC-18-1	18TH FLOOR MER	12	142	102	2.34	150	12	98	138	2.37	150	236.3	58	512	A02L-FG	24x13x51					
PFHX-17	AC-3-1	3RD FLOOR MER	16	142	102	2.56	150	16	98	137	2.59	150	315	74	530	A02L-FG	24x13x51					
PFHX-18	AC-3-1	3RD FLOOR MER	33	45	55	4.61	150	33	57	47	4.58	150	165.8	102	560	A02L-FG	24x13x51					
PFHX-19	AHU-1-1	1ST FLOOR MEZZANINE	24	45	55	4.52	150	24	57	47	4.5	150	120.5	74	530	A02L-FG	24x13x51					
PFHX-20	AHU-1-1	1ST FLOOR MEZZANINE	8	142	112	1.59	150	8	109	139	1.32	150	118	49	502	A02L-FG	24x13x51					
PFHX-21	HAV-1-1	CELLAR	30	142	116	1.67	150	30	114	139	1.7	150	382.2	178	651	A02L-FG	24x13x51					
HXK-1	LOBBY RADIANT FLOOR SYSTEM	1ST FLOOR	58	108	112	2	450	12	160	140	0.1	450				TP101020L-36	MFR: TACO / WALES DAREY					
CHK-1	LOBBY RADIANT FLOOR SYSTEM	1ST FLOOR	30	45	55	0.4	450	56	55	63	1.8	450				TP101020L-40	MFR: TACO / WALES DAREY					



NOTES:

1. RP-1 & RP-2 SHALL BE ALTERNATED TO HAVE SIMILAR CUMULATIVE OPERATION TIME
2. PROVIDE PUMPS WITH VFD AND INVERTER DUTY RATED MOTOR. VFD SHALL BE PROVIDED WITH BYPASS
3. CONSTANT SPEED PUMPS. NO VFD
4. HOT WATER PUMPS SHALL BE APPROVED FOR POOL APPLICATION

NOTES:	
1)	MOTOR ENCLOSURE SHALL BE EXPLOSION PROOF
2)	SHUT MATERIAL SHALL BE CARBON STEEL
3)	PROVIDE CLASS B - PILOT DUTY THERMAL PROTECTION
4)	PROVIDE DRAIN WASTEWATER SEPARATION MODEL 02-200 INCLUDING - HIGH LIQUID LEVEL SWITCH, #9 BUNGE FILTER WITH FELT ELEMENT, MANUAL DRAIN VALVE
5)	MANUAL SLIDE PUMP & SIGHT GLASS
6)	PROVIDE BLOWER PACKAGE CONSISTING OF: <ul style="list-style-type: none"> <li>a) 3" VACUUM RELIEF VALVE</li> <li>b) VACUUM GAUGES (0-6" PSIG/0-160" H2O) WITH ISOLATION VALVES</li> <li>c) PRESSURE GAUGE (0-6" PSIG/0-160" H2O) WITH ISOLATION VALVES</li> <li>d) 6" I.D. INTER-CONNECTING PIPING OVERSIZED TO MINIMIZE PRESSURE DROP</li> <li>e) 6" WATER TYPE LINE, BUTTERFLY VALVE</li> <li>f) 6" WATER TYPE CHECK VALVE, 518-4"</li> </ul>

NOTE: 1. PROVIDE DISCONNECTS, BUILT-IN CHECK VALVE, 6' POWER CORD, THERMAL OVERLOAD PROTECTION AND SAFETY SWITCH.

OPEN CIRCUIT COOLING TOWER SCHEDULE																							STANDARD MFR. MAPLEY				
UNIT NO.	SERVICE	LOCATION	MODEL NO.	NO. OF CELLS	CAPACITY	ENT. WATER TEMP.	LVC. WATER TEMP.	OUTSIDE AIR TEMP.	CAPACITY	WATER FLOW RATE	AIR FLOW RATE	EVA. WATER RATE	RESERVE CAPACITY	NUMBER OF MOTOR	MOTOR DATA			PUMP HEATER DATA			VB. EOL.			DIMENSIONS (WxHxV)	OPERATING WEIGHT	REMARKS	
															MOTOR SPEED	MIN. WAT. HORSE POWER	ELECTRICAL RATING	NO. OF HEATER	SPEC. TYPE	MIN. STATIC SELECT.	ATC SPEC. TYPE						
																						RPM	HP				V/Ø/HZ
CT-1	CONDENSER WATER SYSTEM	34TH FLOOR	M505165AF3L	1	550	100	85	78	8,217	1,100	94,570	46	6.2	1	1,800	30	460/3/60	1	9	480/3/60					12x12x17.5	14,783	
CT-2	CONDENSER WATER SYSTEM	34TH FLOOR	M505165AF3L	1	550	100	85	78	8,217	1,100	94,570	46	6.2	1	1,800	30	460/3/60	1	9	480/3/60					12x12x17.5	14,783	
CT-3	CONDENSER WATER SYSTEM	34TH FLOOR	M505165AF3L	1	550	100	85	78	8,217	1,100	94,570	46	6.2	1	1,800	30	460/3/60	1	9	480/3/60					12x12x17.5	14,783	

- 1) CHECK TEST AND STARTUP SUPERVISION OF THE UNIT WITH THE INSTALLING CONTRACTOR (REPORT SHALL BE SUBMITTED TO THE ENGINEER FOR REVIEW AND APPROVAL)
- 2) UNIT SHALL BE ISO 9001 CERTIFIED.
- 3) CEILING MOUNTED UNITS SHALL BE CONDENSER—WATER COOL TYPE. EACH UNIT SECTION SHALL BE MOUNTED FROM THE BUILDING STRUCTURE IN FIELD. HVAC CONTRACTOR SHALL COORDINATE TO FIVE UNIT SECTIONS AS REQUIRED. HVAC CONTRACTOR SHALL COORDINATE WITH THE ELECTRICAL CONTRACTOR TO POWER AND WIRE EACH UNIT SECTION (CONDENSATOR AND CONDENSER SECTIONS) AS REQUIRED. CONTRACTOR SHALL INCLUDE ALL MATERIAL AND LABOR PRICE ON THE BASE BID TO EXECUTE WORK INCLUDING THE PIPING CONNECTION ASSOCIATED WITH BOTH UNIT SECTIONS.
- 4) EACH UNIT IS SHIPPED FROM THE FACTORY SHALL HAVE ITS OWN CONDENSATE PUMP. EACH CONTRACTOR SHALL PROVIDE PIPING FOR THE PUMP AS REQUIRED. CONDENSATE PUMP POWER REQUIREMENTS ARE PROVIDED FROM THE UNIT SECTION. CONNECTION WITH ELECTRICAL TO POWER CONDENSATE PUMP AS REQUIRED.
- 5) EACH UNIT SHALL BE PROVIDED BY AUXILIARY DRAIN PAN W/ 1/4" WATER LEAK DETECTION SENSOR.
- 6) CONTRACTORS ARE TOTALLY RESPONSIBLE FOR ALL COSTS NECESSATED BY INSTALLATION, ELECTRICAL, CHANGES, PHYSICAL ALTERATION AND ANY OTHER DETAILS REQUIRED FOR PROPER OPERATION OF ANY SUBSTITUTE PRODUCT BID EVEN THOUGH ENGINEER APPROVED.
- 7) CONTRACTOR SHALL PROVIDE EACH UNIT WITH HANGING RODS AND VIBRATION ISOLATION SUPPORT FOR SUPPORT.
- 8) CONTRACTORS SHALL FURNISH AND INSTALL ALL NECESSARY CONTROLS WIRING ASSOCIATED FOR UNIT CONTROLS TO INTERFACE UNITS INTO BMS FOR MONITORING.

**ADDITIONAL NOTES:**

- 1) THE UNITS SHALL INCLUDE THE FOLLOWING FEATURES:
  - WALL MOUNTED MICROPROCESSOR CONTROL WITH LCD DISPLAY SHOWING ALARM CONDITIONS, SETPOINTS AND OPERATING STATUS.
  - LEAK DETECTION ALARM AND FILTER CLOG ALARM.
  - SENSING ELEMENTS TO BE LOCATED IN WALL MOUNTED MICROPROCESSOR WHICH IS TO BE LOCATED IN ROOM TO BE COOLED. (4 RETURN THERMOSTAT WIRE TO BE FIELD SUPPLIED AND WIRED BY INSTALLING CONTRACTOR. MAXIMUM DISTANCE UP TO 300 FT. AWAY).
  - PRESET TO SHUTDOWN SYSTEM IF CONDITOR AIR TEMPERATURE EXCEEDS 125 DEG. F.
  - FACTORY INSTALLED NON-LOOKING DISCONNECT SWITCH.
  - DUAL FLOAT FOR CONDENSATE PUMP KIT WITH HIGH WATER FLOAT SWITCH TO BE FIELD MOUNTED ON THE BACK OF THE CABINET AND WIRED TO SHUTDOWN SYSTEM.
  - COMMON ALARM NON-POWERED TERMINAL FOR CONNECTION TO FIELD SUPPLIED 24VOLT VCC CLASS 2 WIRING.
  - REMOTE UNIT SHUTDOWN/STARTUP TERMINALS. FIELD-REPLACEABLE JUMPER WITH A NON-POWERED SWITCH, HAVING MINIMUM 75 VA, 24VDC RATING.
  - AUTO RESTART AFTER POWER FAILURE CONDITION OR BROWN OUT WITH PROGRAMMABLE TIME DELAY.
  - FIVE-LEVEL FILTERS (BASED ON ASHRAE 55-76 STANDARD).
  - 1/4" MINIMUM 300 PSI WATER PRESSURE CONTROL VALVE.
  - MODEL L7410 SUPERVISED LIQUID/ET WATER DETECTION SENSOR TO BE PLACED IN FIELD SUPPLIED AUXILIARY DRAIN PAN. REQUIRED (24 VOLTS FIELD SUPPLIED)
- 2) CONTRACTS TO BE WIRED TO UNITS SHUTDOWN TERMINALS.
- 3) N.I.C. (NETWORK INTERFACE CARD) WITH ENVIROM SOFTWARE.
- 4) PROVIDE AND INSTALL A LOCAL 7-DAY PROGRAMMABLE THERMOSTAT
  - ONE YEAR WARRANTY.
  - INTELLISLOT/485 MODBUS ADAPTER CARD COMMUNICATION AND CONTROL AND MONITORING CAPABILITIES
  - HOT GAS BRICKS CIRCUIT SHALL BE PROVIDED TO ENSURE OPERATION UNDER LOW LOAD OPERATING CONDITIONS.
  - REFRIGERANT LINE SWAP ADAPTER KIT TO PERMIT FIELD BRAZING OR REFRIGERANT LINE CONNECTIONS.
  - FIVE YEAR EXTENDED COMPRESSION WARRANTY.

**FILTER NOTES:**

1) HVAC CONTRACTOR SHALL COORDINATE TO REPLACE UNITS FACTOR FILTERS WITH MERV 8 FILTERS UPON PROJECT COMPLETION. CONTRACTOR SHALL ISSUE A LETTER CONFIRMATION AND SEND TO ENGINEER UPON FILTER INSTALLATION.

2) HVAC CONTRACTOR SHALL ENSURE THAT MERV 8 FILTERS DO NOT EXCEED THE PRESSURE LOSSES OF THAT OF THE FACTOR FILTERS.

COOLING DATA						POOL WATER HEATER CONDENSER										HEATING DATA										ELECTRIC DATA				FILTERS		REMARKS	
EVAPORATOR COIL			NO. OF COMP.	LRA	COND. SECTION			TYPE	CAPACITY	WATER FLOW	PRESSURE DROP	CONNECTION SIZE	HEAT RECOVERY CAPACITY	REFRIGERANT CHARGE	EXHAUST AIRFLOW	EAT	LAT	OUTSIDE AIR FLOW	EAT	LAT	TOTAL HEAT	HOT WATER COIL				RATING	MCA	MCP	FEER	TYPE	EFF.		WEIGHT
SENSIBLE CAPACITY	SPACE RATIO REMOVAL HUMIDITY	MOISTURE REMOVAL			R/LA	STEPS OF UNLOAD	EWT															LWT	TOTAL HEATERS	GPM	FT								
MWH	%	LB/H			"F	"F																											
1716/161.0/150.4	50/55/60	95.91/106.14/117.90	1	225	30.4	1	85	100.0	1.0	CUM COAL	154.7	26.0	13.9	1-1/4"	61.5	25.9	1870.0	80.0	59.5	1700.0	13.0	46.5	165	8.97	160	140	17	73	91	460/3/60	51	80	

Shaughat Shaikh

WARNING: IT IS A VIOLATION OF THE NEW YORK STATE EDUCATION LAW FOR ANY PERSON, UNLESS ACTING UNDER THE DIRECTION OF A LICENSED PROFESSIONAL ENGINEER, TO ALTER ANY ITEM ON THESE PLANS IN ANY WAY. IF ALTERATIONS TO THESE PLANS ARE MADE, THE ALTERATIONS SHALL BE MADE IN ACCORDANCE WITH ARTICLE 145 - SUBSECTION 7209 OF THE NEW YORK STATE EDUCATION LAW.

NYC BUILDING DEPARTMENT APPROVAL NOTE:  
THIS PLAN IS APPROVED ONLY FOR WORK INDICATED  
ON THE APPLICATION SPECIFICATION SHEET. ALL  
OTHER MATTERS SHOWN ARE NOT TO BE RELIED  
UPON, OR TO BE CONSIDERED EITHER AS BEING  
APPROVED OR IN ACCORDANCE WITH APPLICABLE  
CODES.





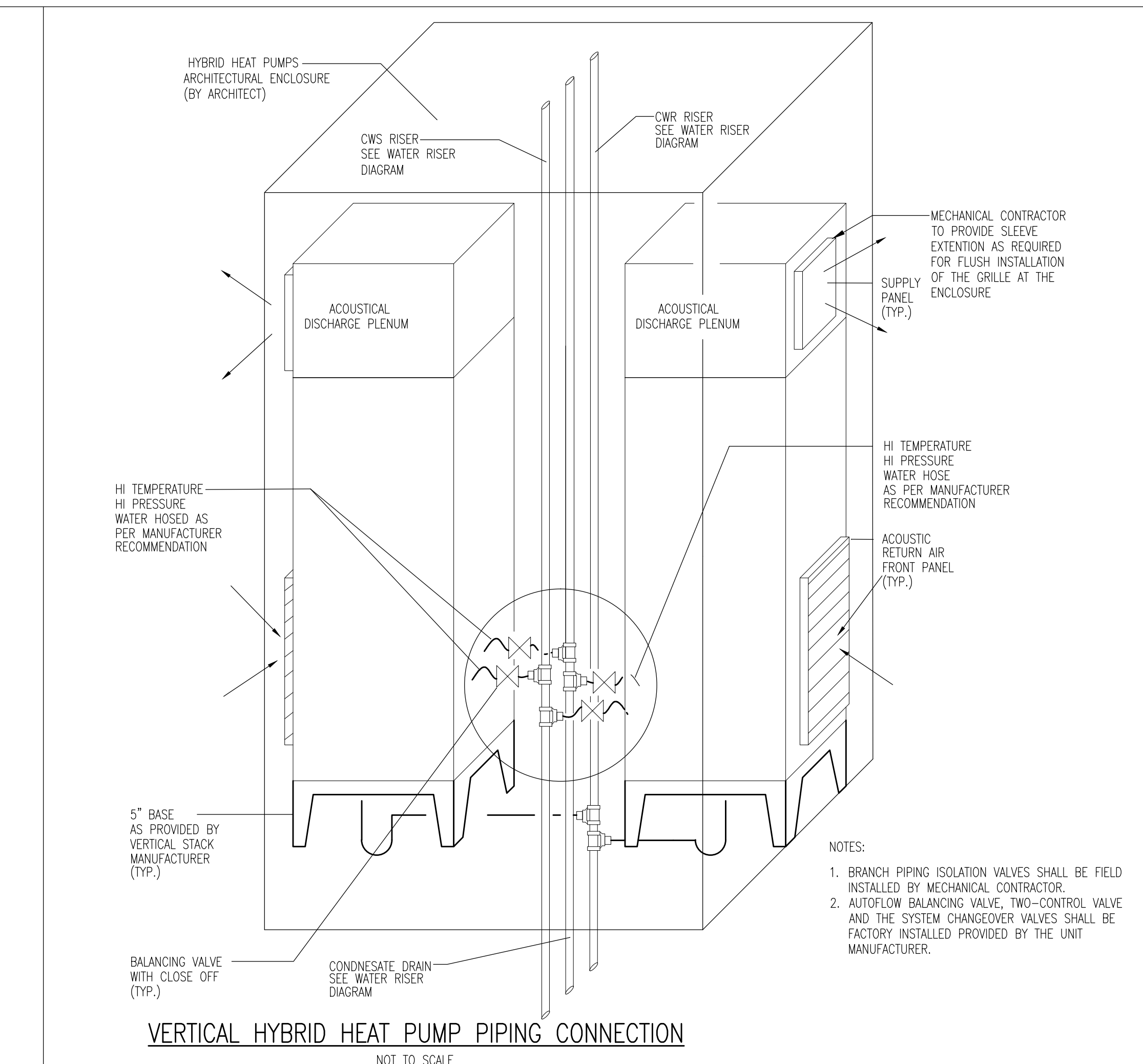






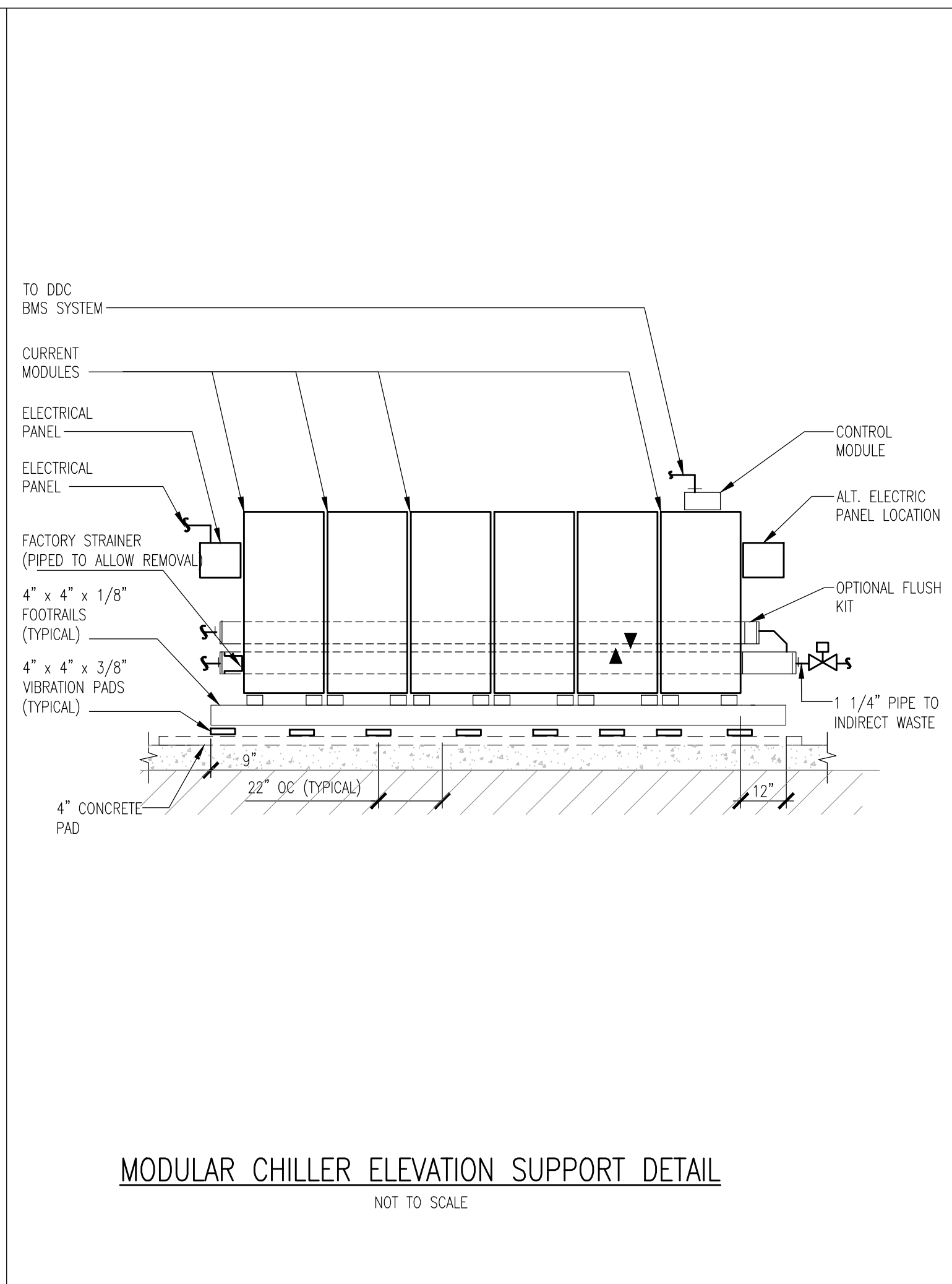






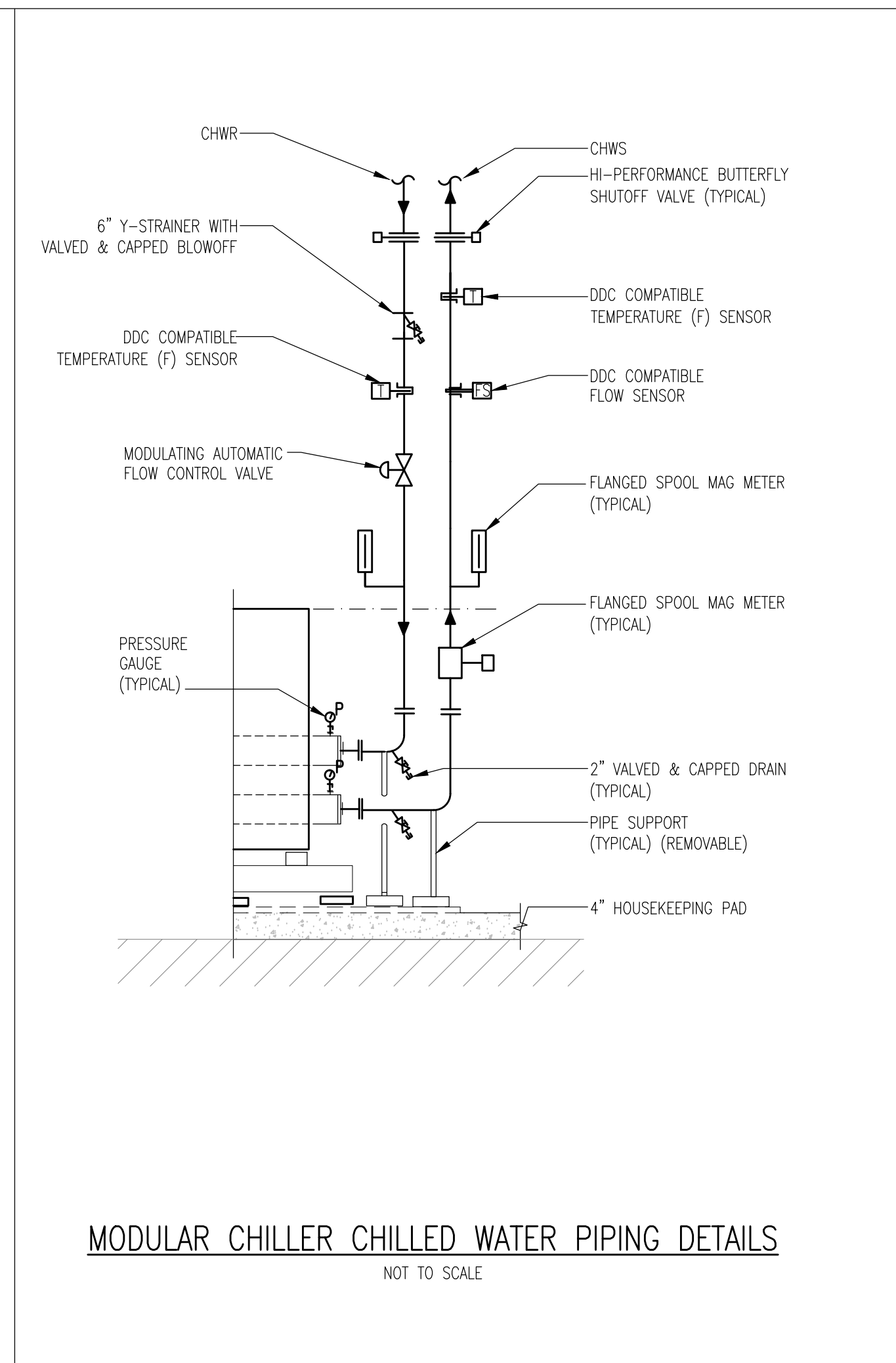
VERTICAL HYBRID HEAT PUMP PIPING CONNECTION

NOT TO SCALE



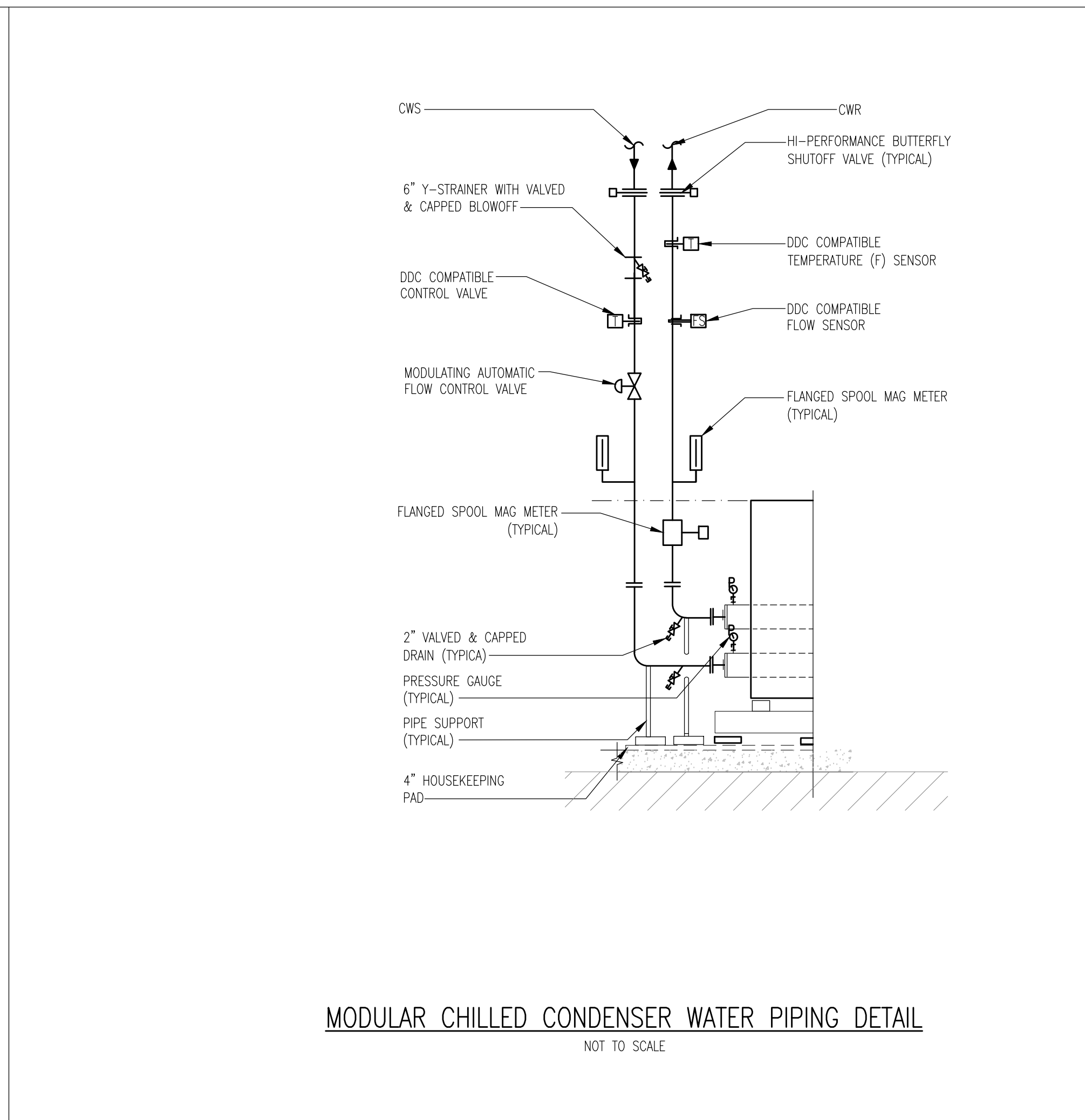
MODULAR CHILLER ELEVATION SUPPORT DETAIL

NOT TO SCALE



MODULAR CHILLER CHILLED WATER PIPING DETAILS

NOT TO SCALE



MODULAR CHILLED CONDENSER WATER PIPING DETAIL

NOT TO SCALE

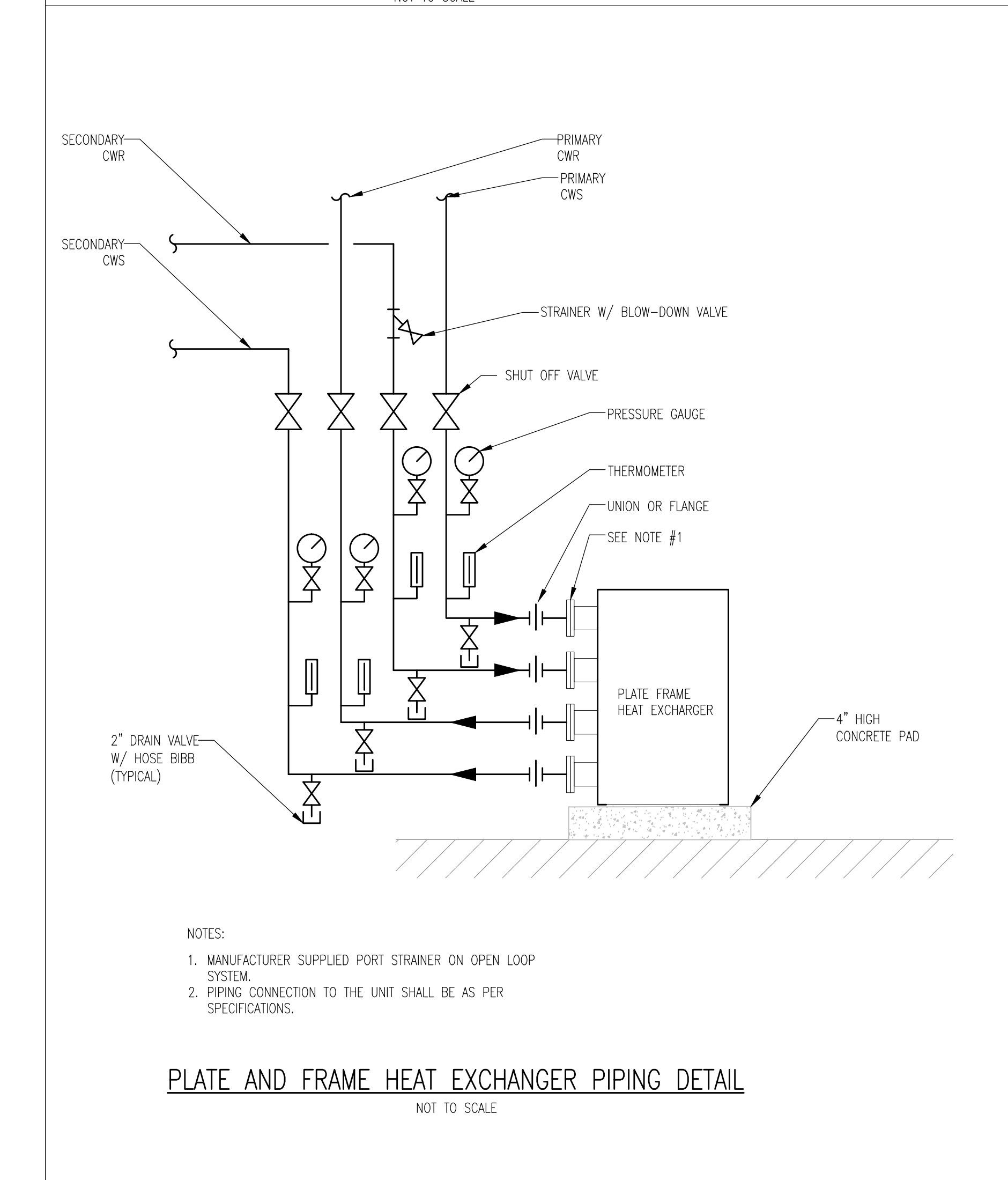
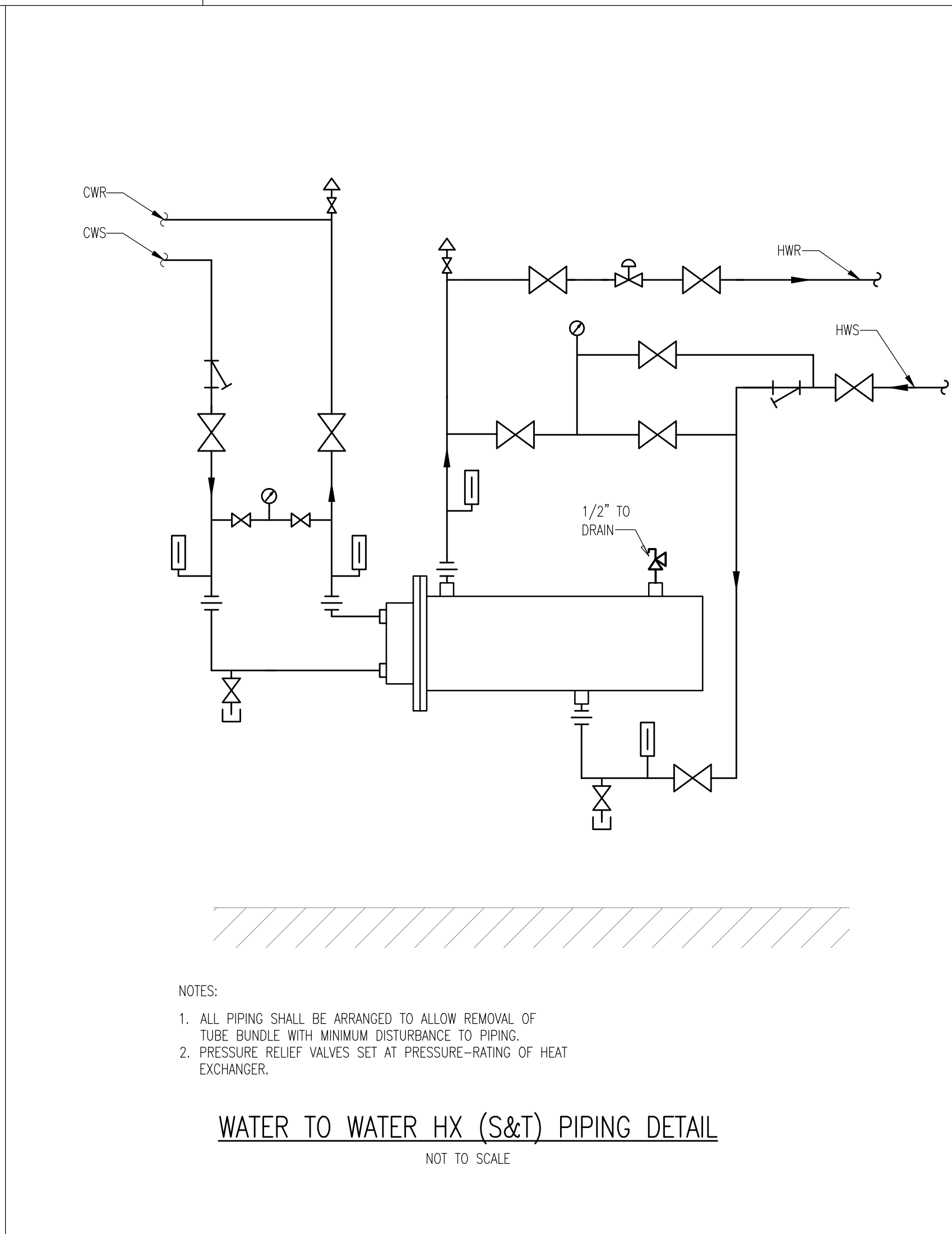


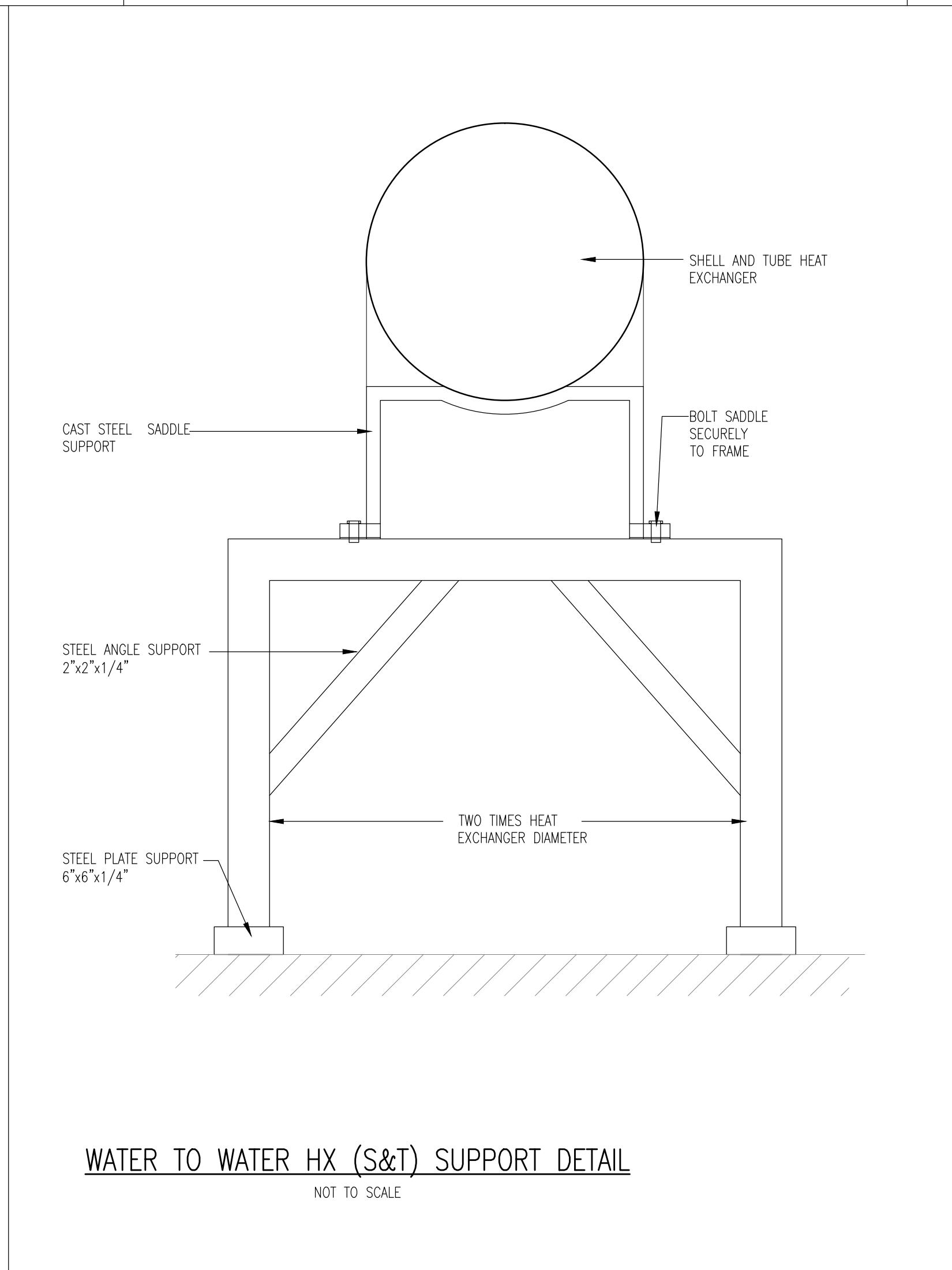
PLATE AND FRAME HEAT EXCHANGER PIPING DETAIL

NOT TO SCALE



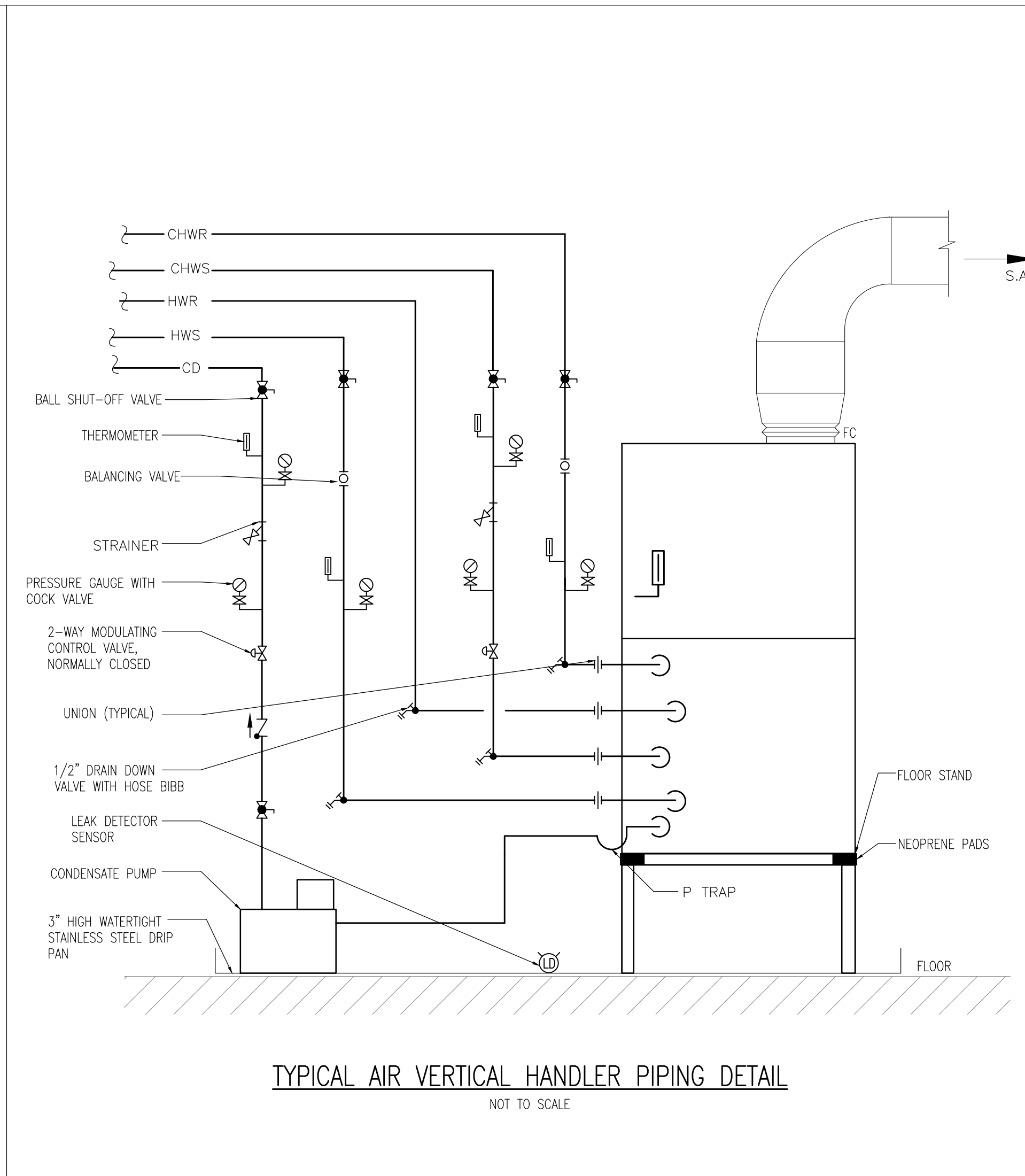
WATER TO WATER HX (S&T) PIPING DETAIL

NOT TO SCALE



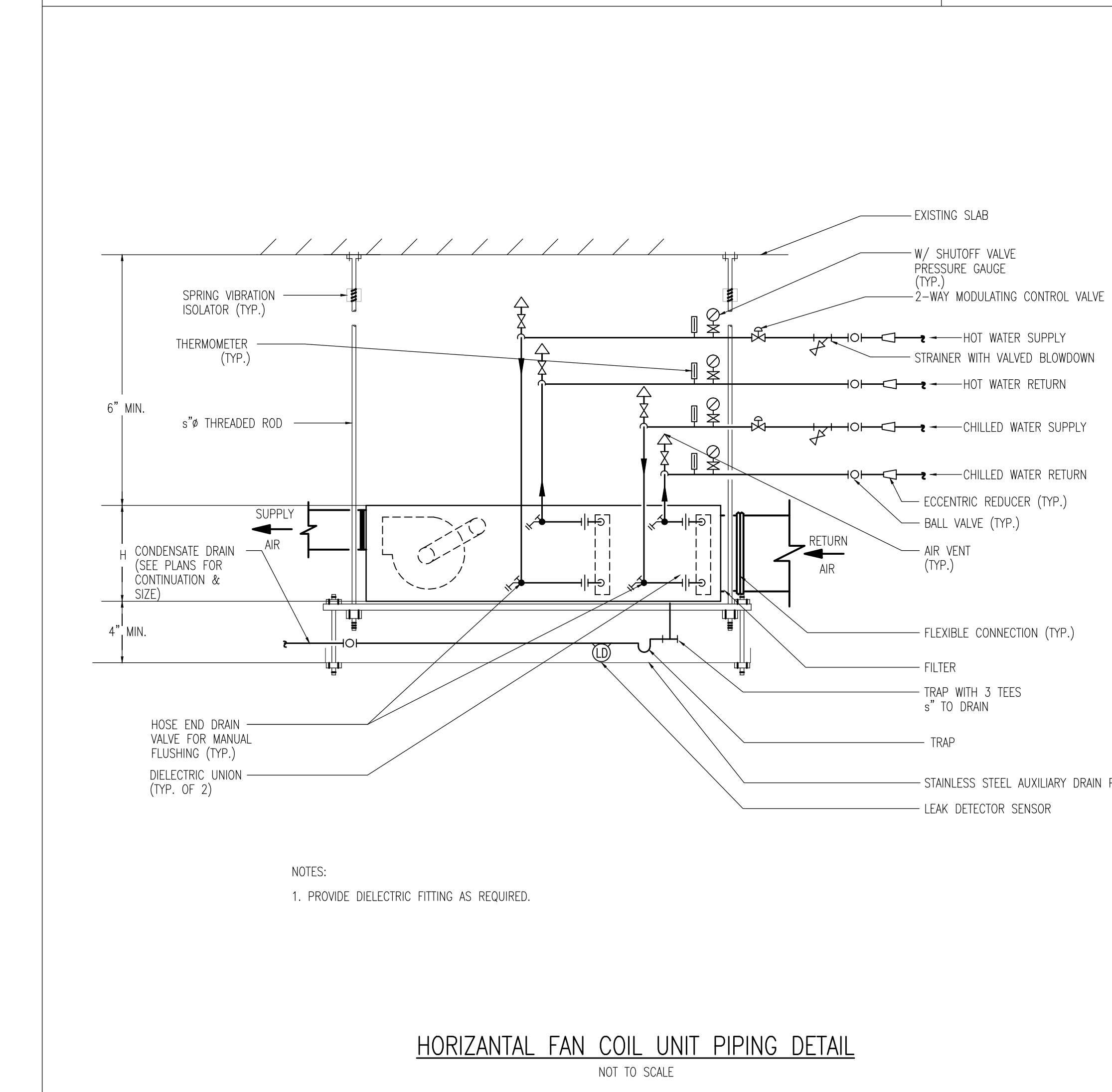
WATER TO WATER HX (S&T) SUPPORT DETAIL

NOT TO SCALE



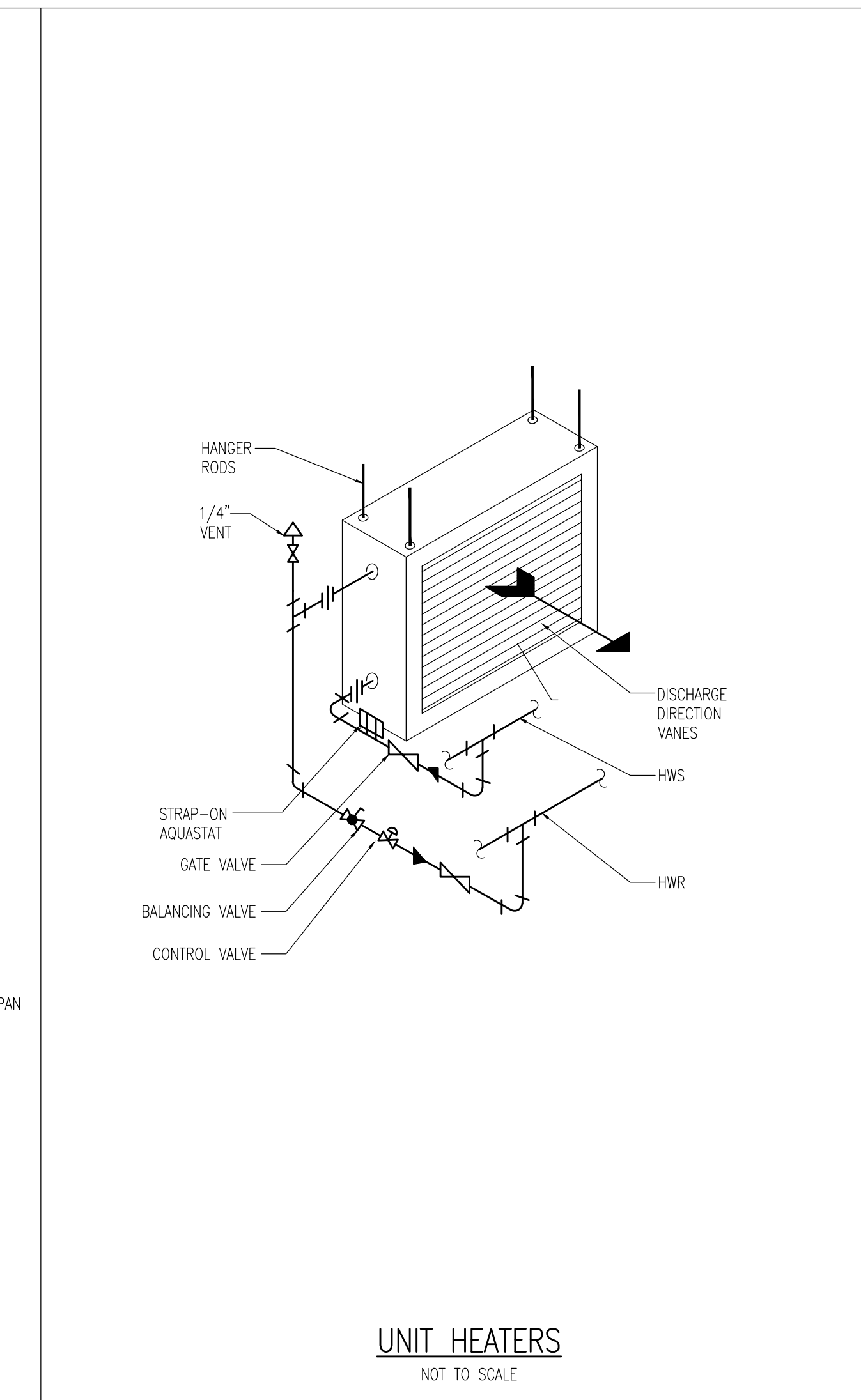
TYPICAL AIR VERTICAL HANDLER PIPING DETAIL

NOT TO SCALE



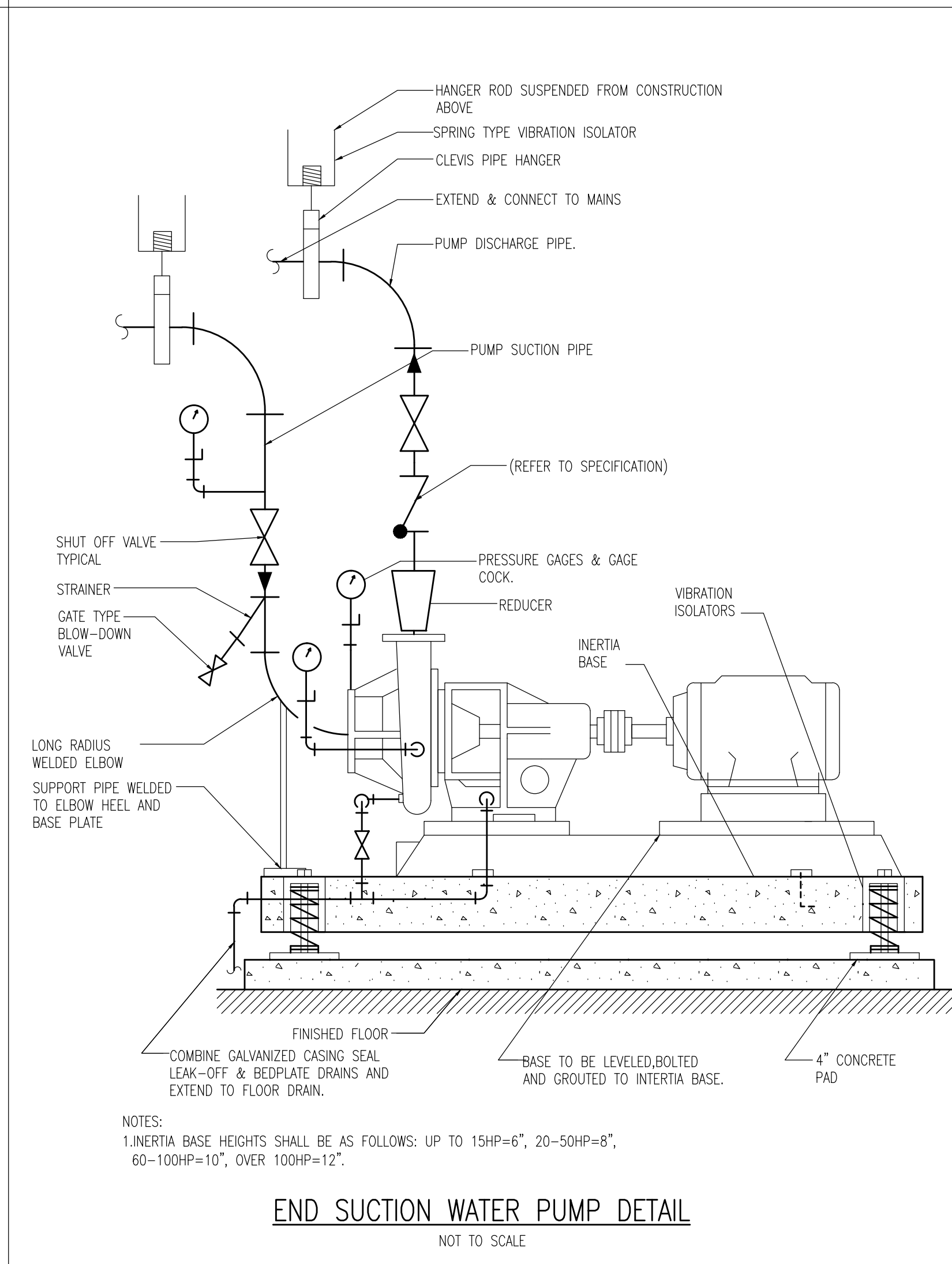
HORIZONTAL FAN COIL UNIT PIPING DETAIL

NOT TO SCALE



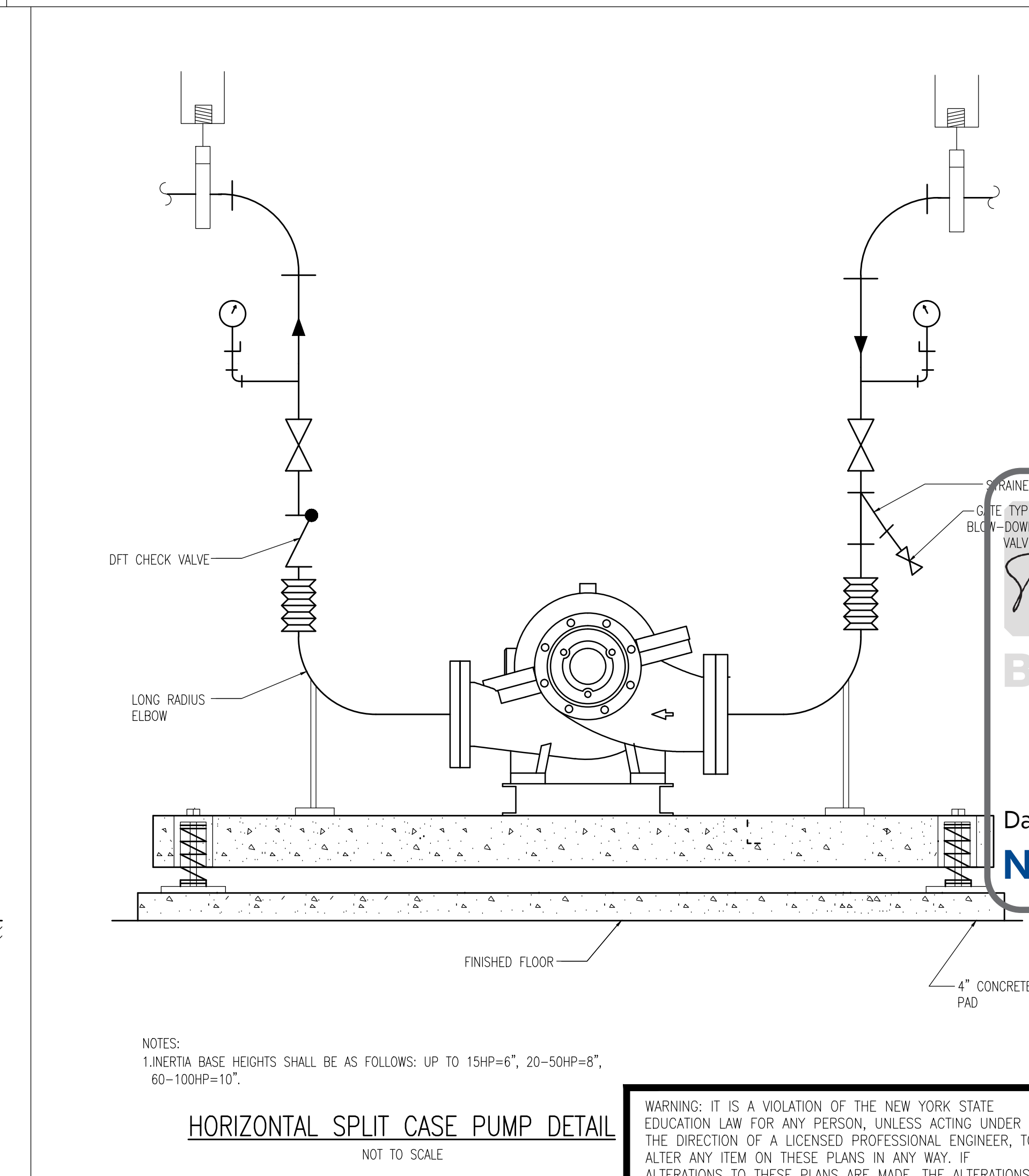
UNIT HEATERS

NOT TO SCALE



END SUCTION WATER PUMP DETAIL

NOT TO SCALE



HORIZONTAL SPLIT CASE PUMP DETAIL

NOT TO SCALE

DATE: 08-25-2017

ISSUED FOR DOB FILING

08-19-2017 BULLETIN #12

08-09-2017 BULLETIN #10

07-09-2017 BULLETIN #8

06-08-2017 BULLETIN #4

05-15-2017 ISSUED FOR DOB FILING

05-30-2012 DESIGN DEVELOPMENT ISSUANCE

No. DATE REVISION

DATE: 08-25-2017

ISSUED FOR DOB FILING

08-19-2017 BULLETIN #12

08-09-2017 BULLETIN #10

07-09-2017 BULLETIN #8

06-08-2017 BULLETIN #4

05-15-2017 ISSUED FOR DOB FILING

05-30-2012 DESIGN DEVELOPMENT ISSUANCE

No. DATE REVISION

**NB#**

**Shauqat Shaikh**

**Buildings**

**APPROVED**

**Under Directive 2 of 1975**

**Date/Time: Oct 31, 2013 - 11:59 AM**

**NYC Development Hub**

**NOT FOR CONSTRUCTION**

TO THE BEST OF MY KNOWLEDGE, BELIEF AND PROFESSIONAL JUDGMENT, THESE PLANS AND SPECIFICATIONS PREPARED BY THIS OFFICE FOR THE REFERENCE PROJECT ARE IN COMPLIANCE WITH THE ENERGY CONSERVATION CONSTRUCTION CODE OF NEW YORK CITY - EFFECTIVE MAY 2010.

WARNING: IT IS A VIOLATION OF THE NEW YORK STATE EDUCATION LAW FOR ANY PERSON, UNLESS ACTING UNDER THE DIRECTION OF A LICENSED PROFESSIONAL ENGINEER, TO ALTER ANY ITEM ON THESE PLANS IN ANY WAY IF ALTERATIONS TO THESE PLANS ARE MADE. THE ALTERATIONS SHALL BE MADE IN ACCORDANCE WITH ARTICLE 145 - SUBSECTION 7209 OF THE NEW YORK STATE EDUCATION LAW.

SEAL & SIGNATURE:

PROJECT No:

DRAWN BY: RK

CHECKED BY: AT

DATE:

**M-403.00**

SHEET No:

62 OF 89

DATE:

PROJECT No:

DRAWN BY: RK

CHECKED BY: AT

DATE:

**M-403.00**

SHEET No:

62 OF 89

PROJECT:  
625 WEST 57TH STREET  
RESIDENTIAL / MIXED USE DEVELOPMENT  
WEST 57TH STREET & 120 AVENUE  
NEW YORK, NEW YORK

OWNER/DEVELOPER:  
**Durst Pyramid LLC**  
One Bryant Park  
New York, NY 10036

ARCHITECT:  
**SLCEArchitects, LLP**  
841 BROADWAY  
NEW YORK, NY 10003  
TEL.: (212) 979-5400

DESIGN ARCHITECT:  
**BIG**  
601 W. 26th St. Suite 1255  
New York, NY 10001  
USA  
347 964 3666  
www.big.dk

STRUCTURAL ENGINEER:  
**Thornton Tomasetti**  
Thornton Tomasetti, Inc.  
51 Madison Avenue  
New York, NY 10010-1603  
T 917.661.7800 F 917.661.7801

M.E.P.P. ENGINEER:  
**DE**  
DAGHER ENGINEERING, PLLC  
29 Broadway, New York, NY 10006  
T: 212.480.2591 F: 212.480.2654

LANDSCAPE ARCHITECT:  
**STARR WHITEHOUSE**  
Landscape Architects  
and Planners PLLC  
80 Macken Lane, Suite 1901  
New York, New York 10038  
T 212.487.3272

GEOTECHNICAL AND CIVIL ENGINEERING:  
**Langan Engineering & Environmental Services**  
Phone: 212.479.5400 Fax: 212.479.5444  
21 Penn Plaza, 360 West 31st Street, 8th Floor  
New York, NY

CONSTRUCTION MANAGER:  
**Hunter Roberts Construction Group**  
2 World Financial Center  
New York, NY 10281

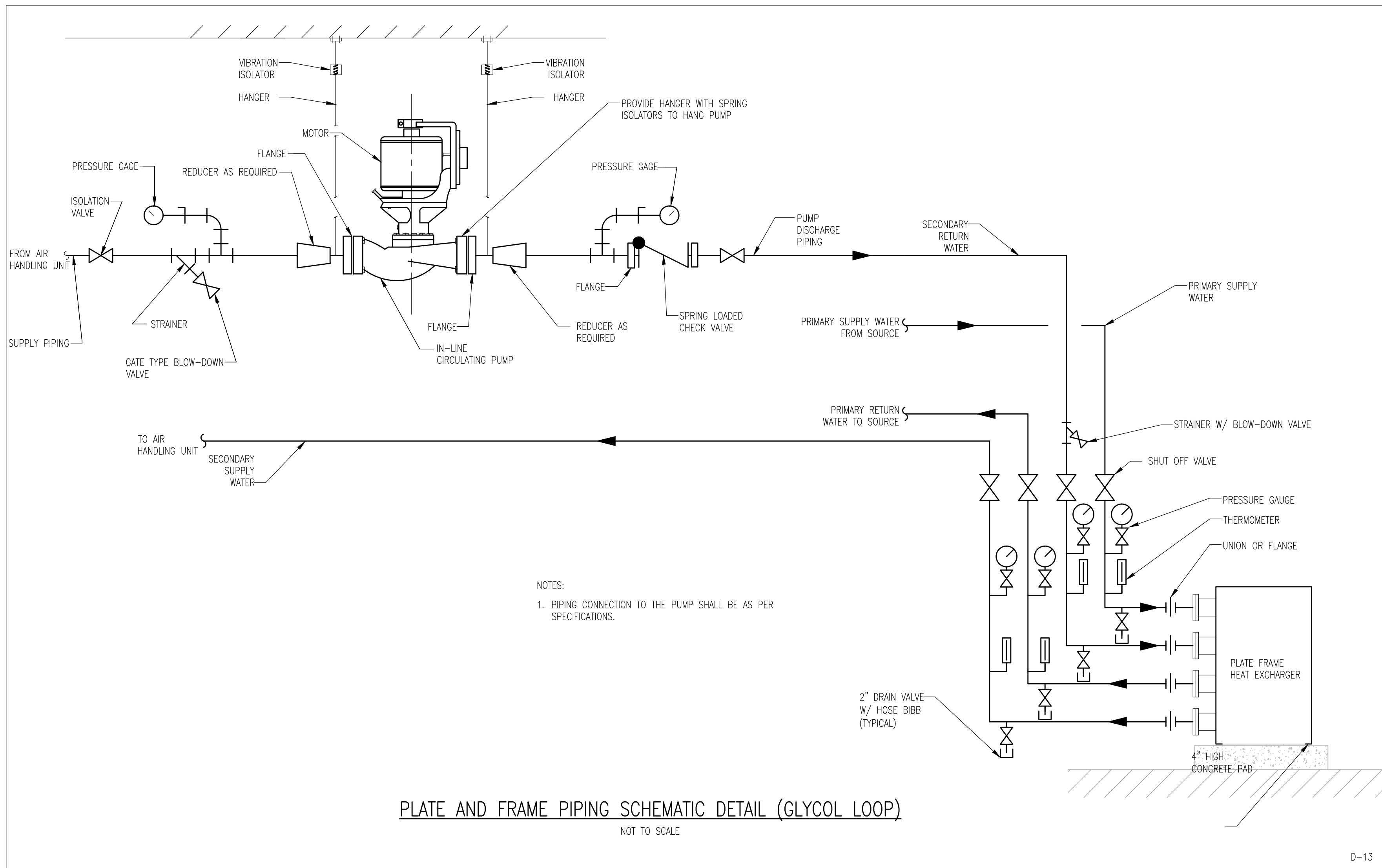
TRAFFIC CONSULTANT:  
**PHILIP HABIB & ASSOCIATES**  
226 WEST 26TH STREET  
NEW YORK, NEW YORK 10001

BUILDING ENVELOPE CONSULTANT:  
**IBA**  
Israel Berger and Associates, LLC  
360 PARK AVENUE SOUTH, 15th FLOOR  
New York, NY 10016  
TEL.: (212) 689-5389 FAX: (212) 689-6449

LIGHTING DESIGNER:  
**bpi** Brandston Partnership Inc.  
302 Fifth Avenue, New York, NY 10001  
main: 212.924.4050

COMMISSIONING AGENT:  
**THE FULCRUM GROUP**  
61 BROADWAY SUITE 1605  
NEW YORK, NY 10006

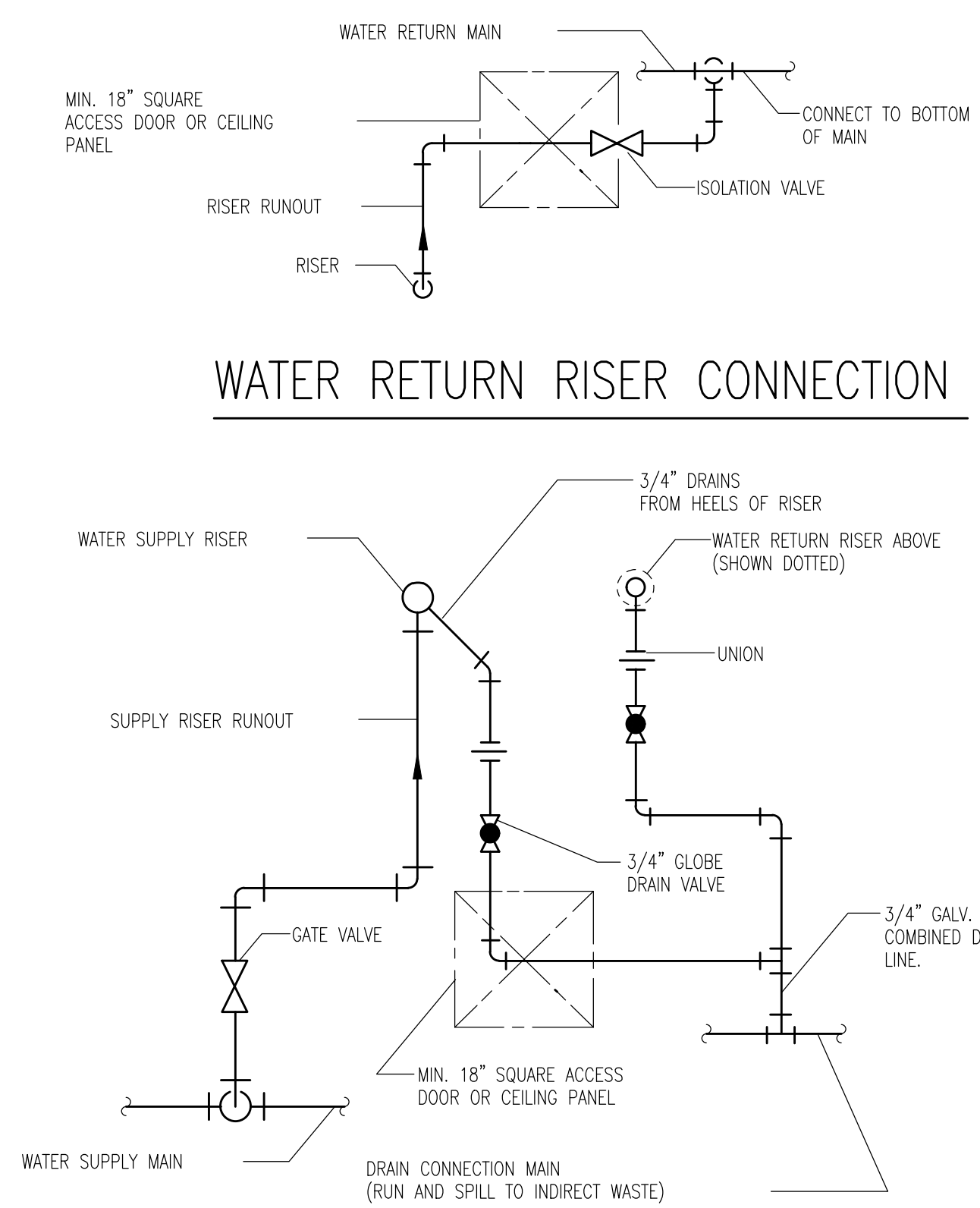




**HOT WATER RISER AND DRAIN PIPING**

NOT TO SCALE

**WATER RETURN RISER CONNECTION**

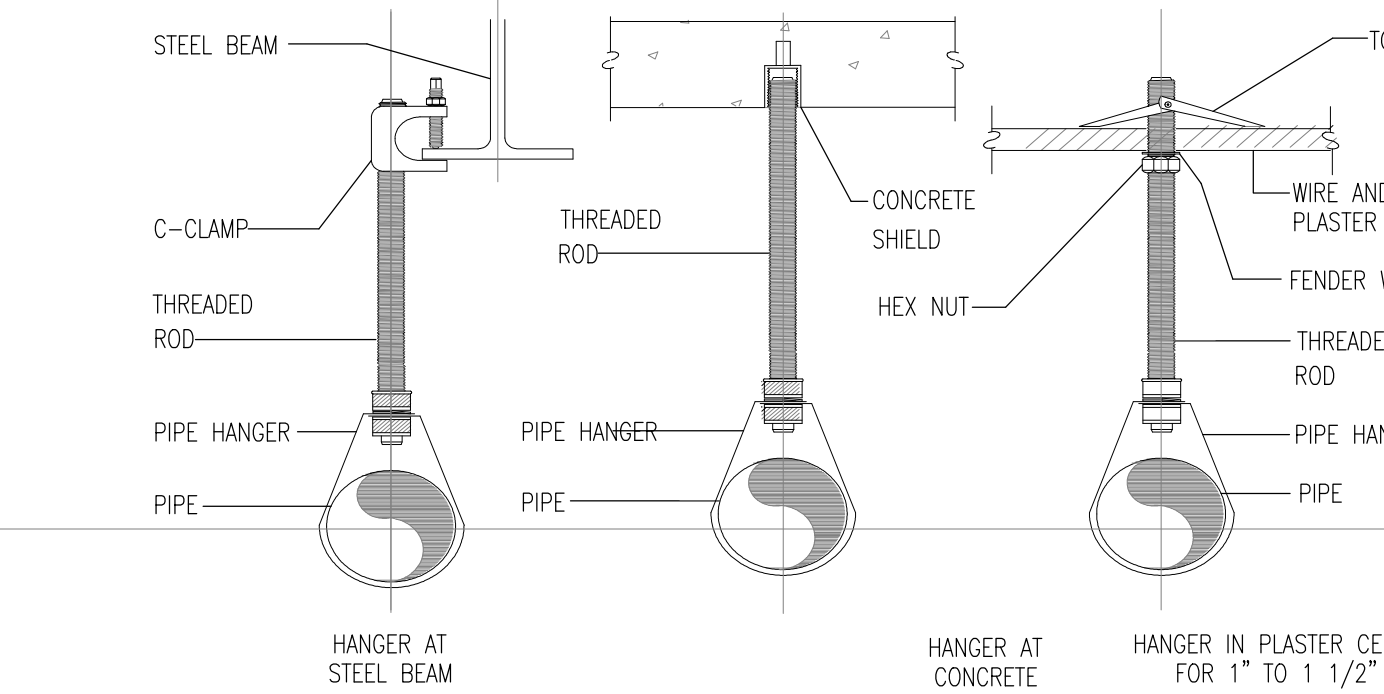
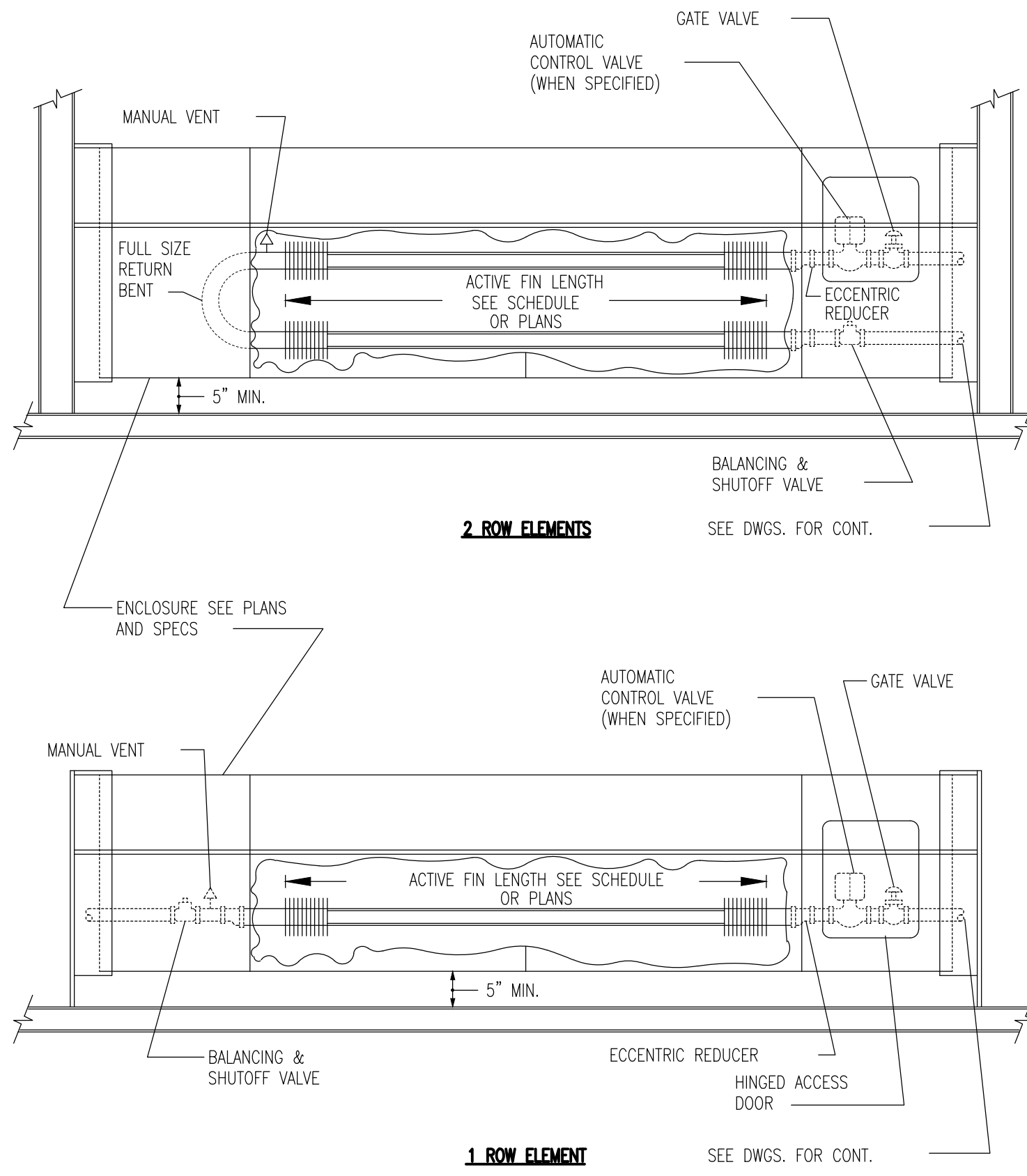
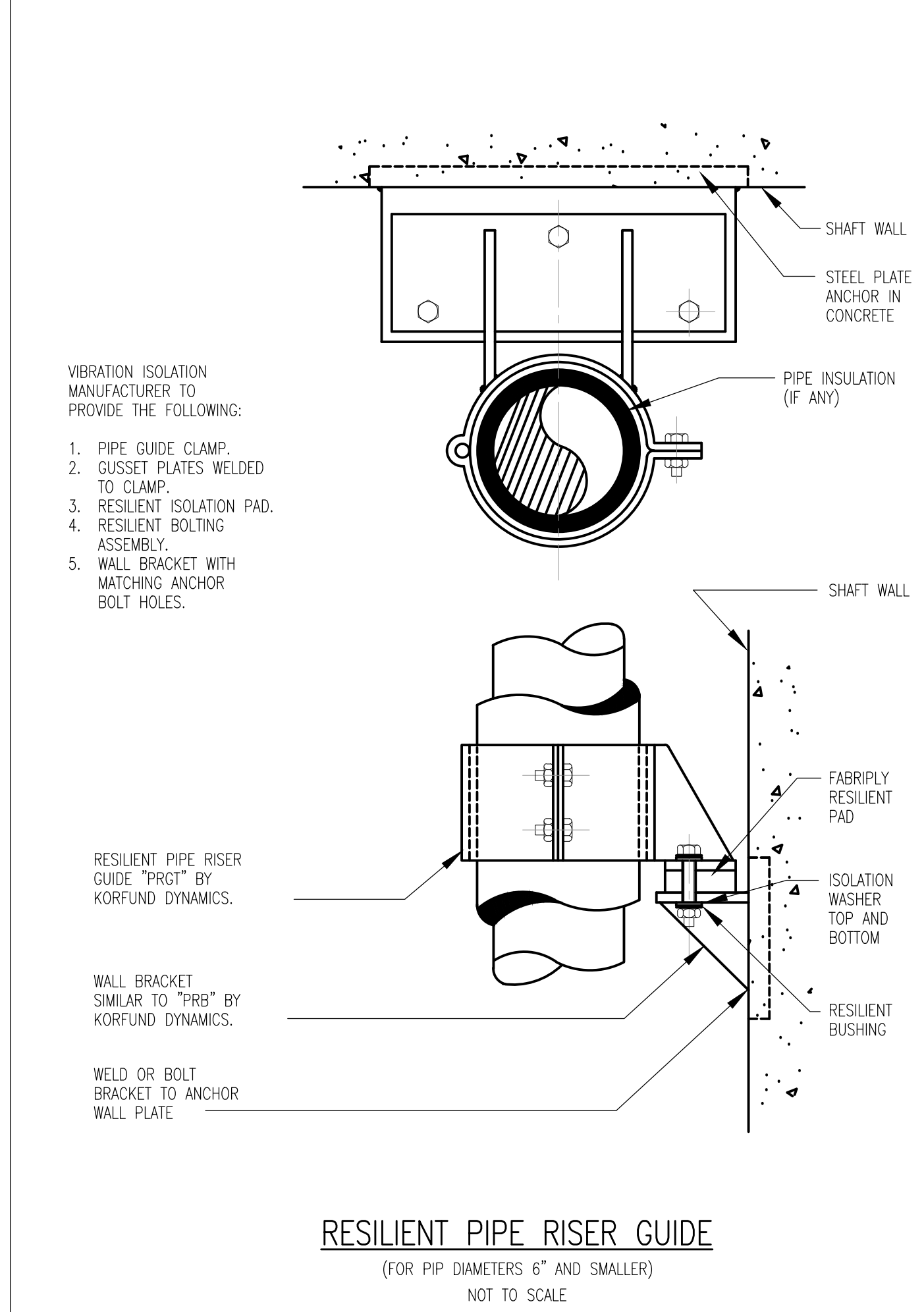


**CONDENSER WATER RISER & DRAIN CONNECTIONS**

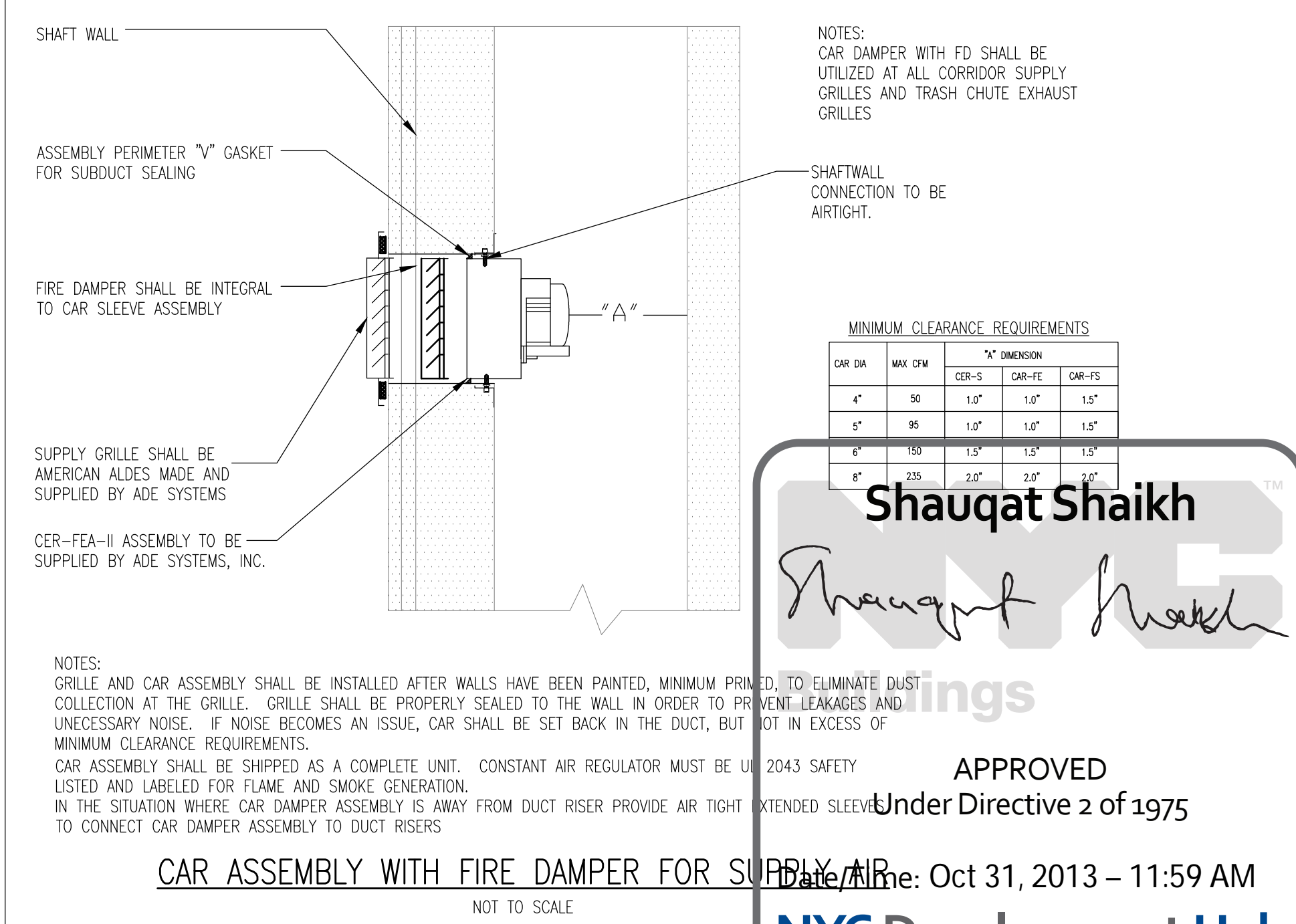
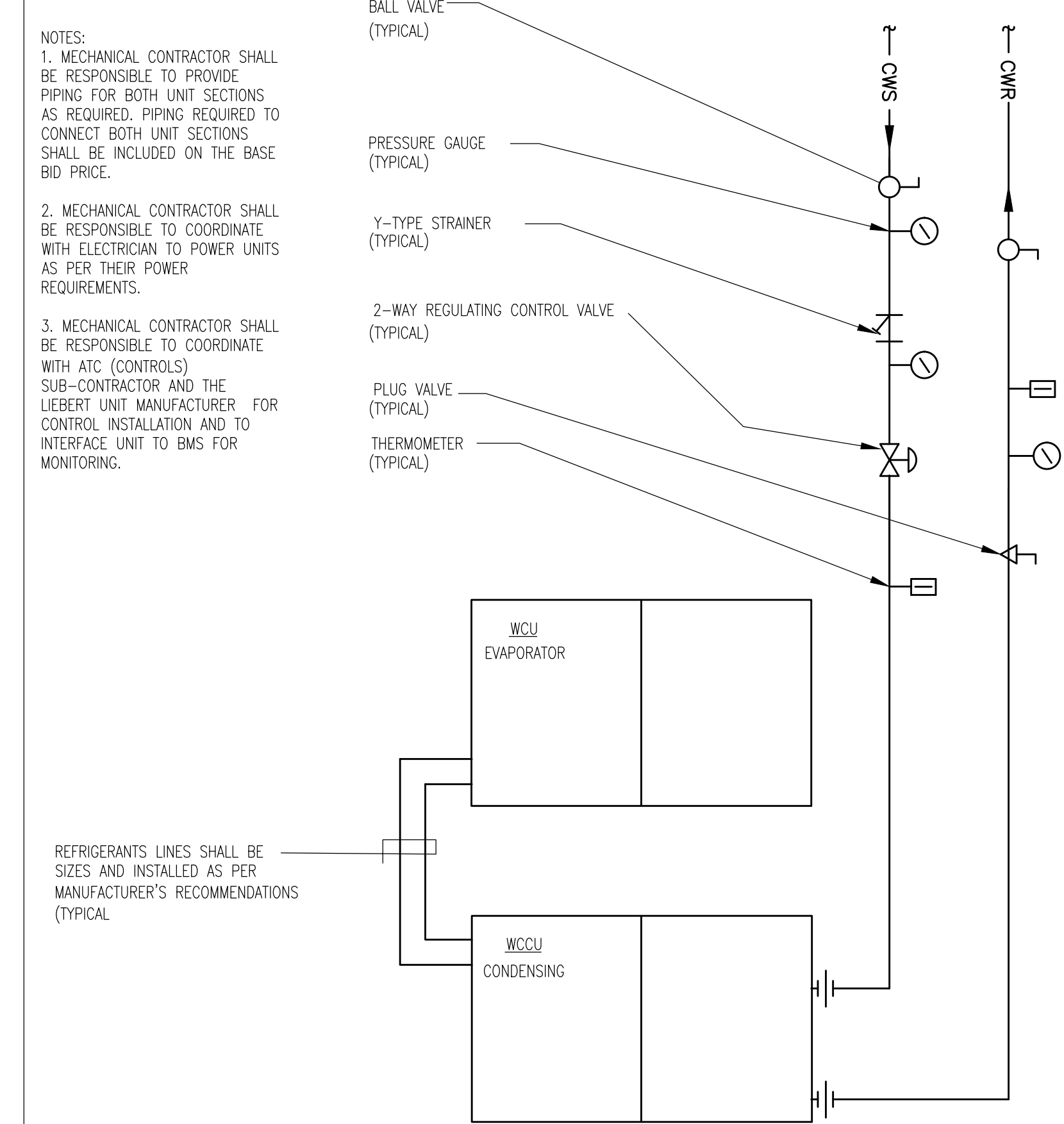
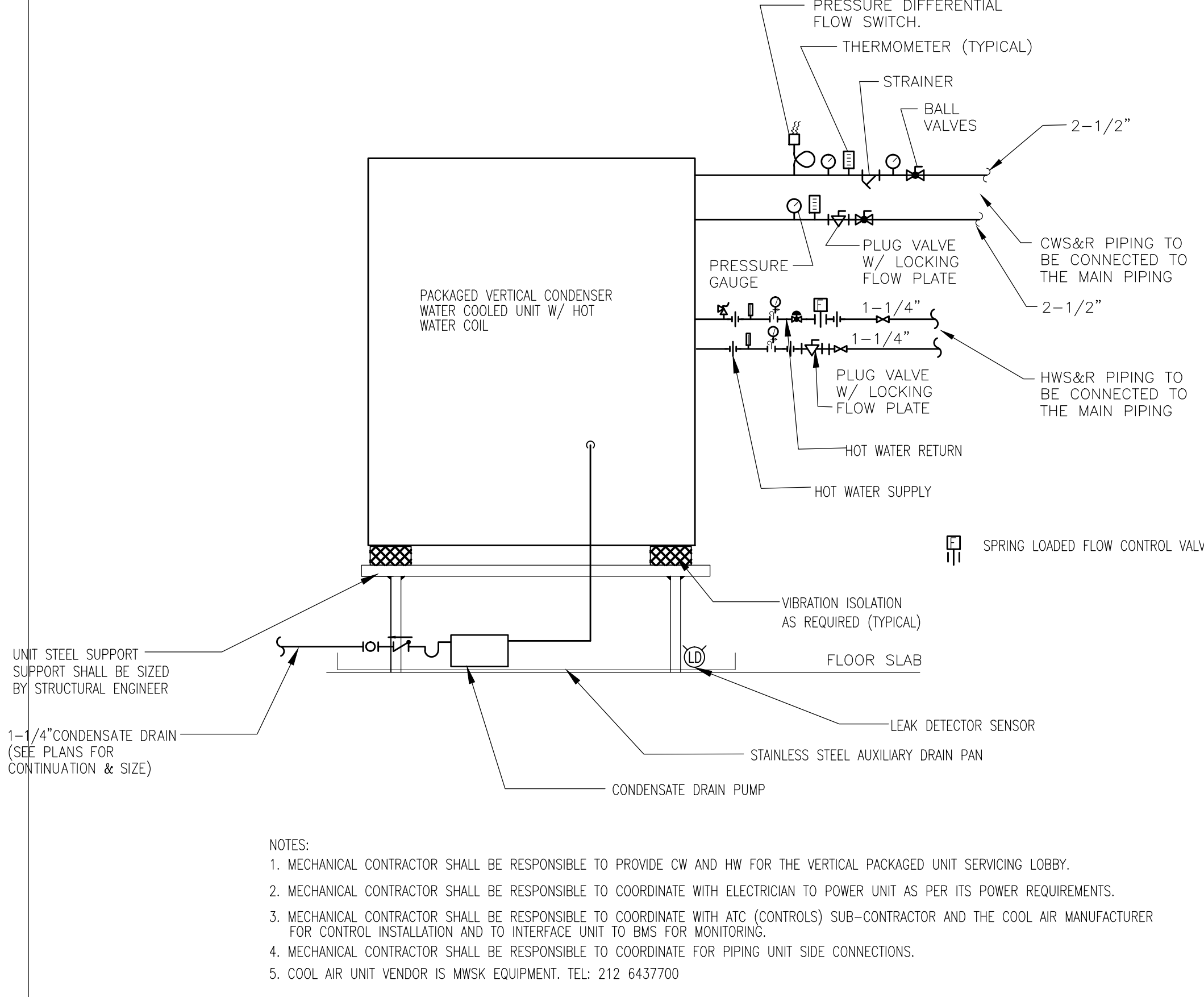
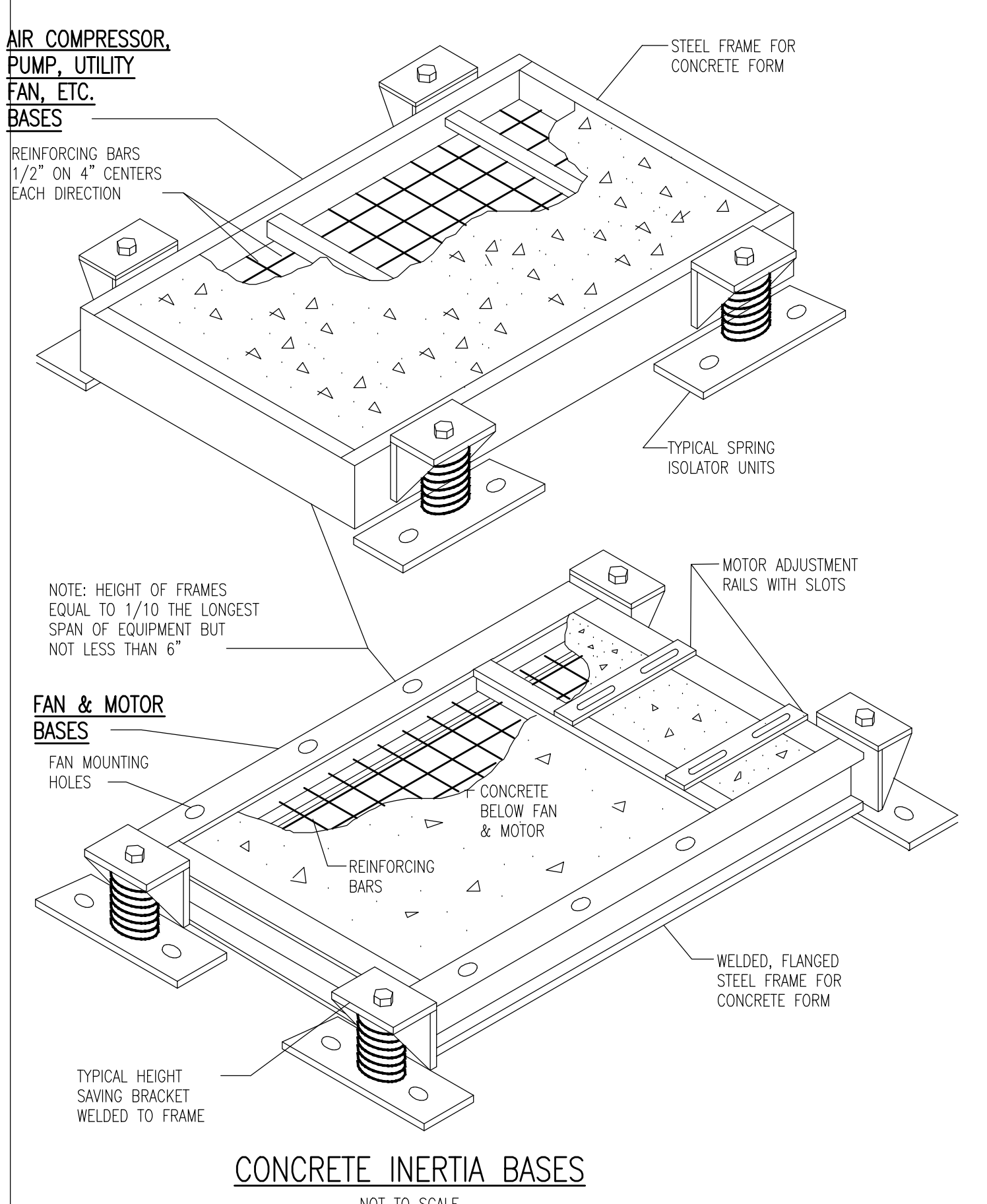
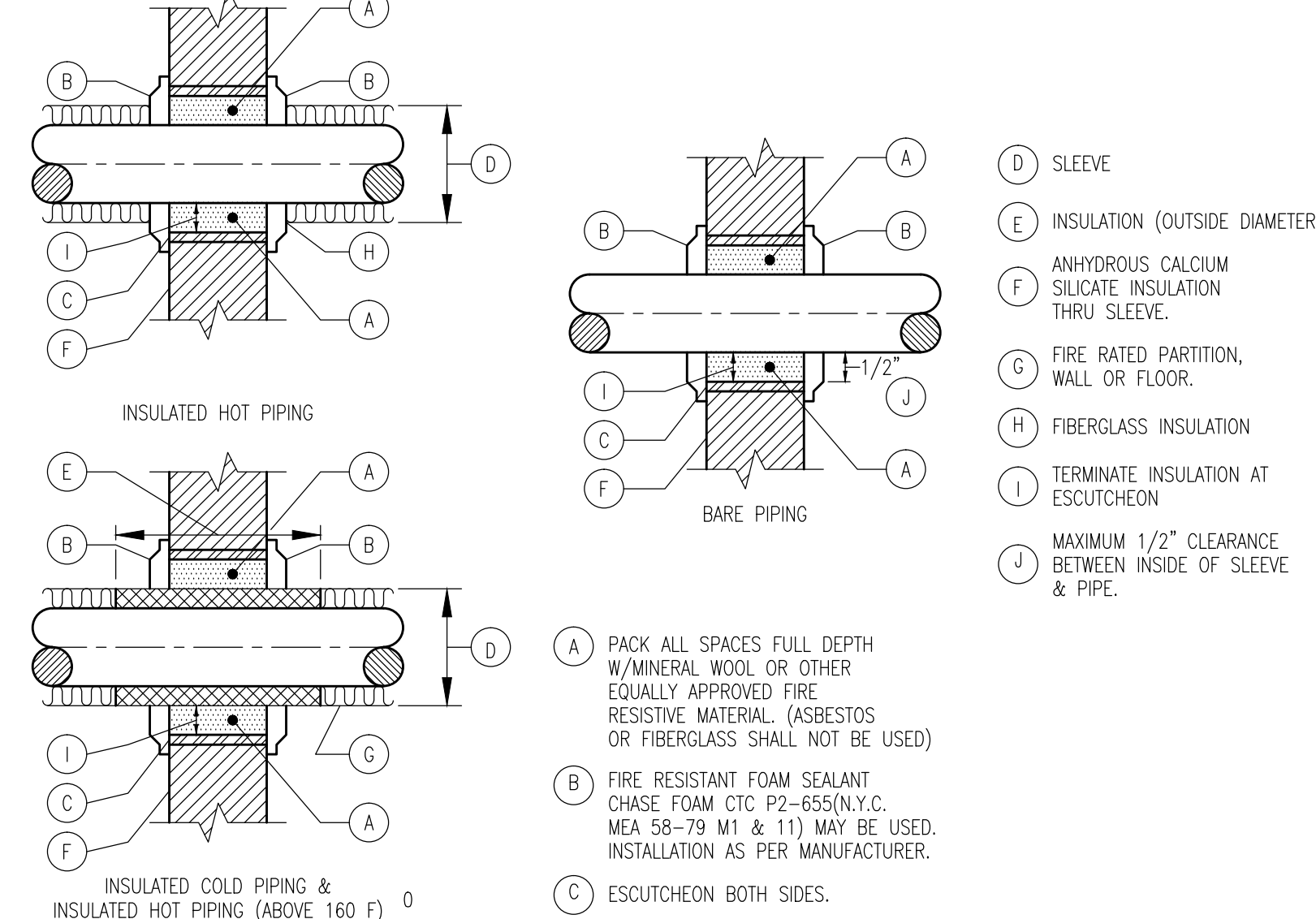
(REVERSE RETURN SYSTEMS)  
NOT TO SCALE

**EXPANSION TANK PIPING DETAIL**

NOT TO SCALE



PIPE SIZE		ROD SIZE		SPACING		PIPE SIZE		ROD SIZE		SPACING		PIPE SIZE		ROD SIZE		SPACING	
1/2"	3/8"	5'	1 1/2"	3/8"	8'-10'	4"	1/2"	12'-15'	3/4"	3/8"	5'-8'	2"	3/8"	10'-12'	5"	1/2"	12'-15'
3/4"	3/8"	5'-8'	2 1/2"	3/8"	10'-12'	6"	1/2"	12'-15'	1"	3/8"	5'-8'	3"	3/8"	10'-12'	8"	PER CODE	PER CODE
1 1/4"	3/8"	6'-10'	3"	3/8"	10'-12'	8"	PER CODE	PER CODE									



**Shauqat Shaikh**  
APPROVED  
Under Directive 2 of 1975  
NYC Development Hub  
NOT FOR CONSTRUCTION

TO THE BEST OF MY KNOWLEDGE, BELIEF AND PROFESSIONAL JUDGMENT, THESE PLANS AND SPECIFICATIONS PREPARED BY THIS OFFICE FOR THE REFERENCE PROJECT ARE IN COMPLIANCE WITH THE ENERGY CONSERVATION CONSTRUCTION CODE OF NEW YORK CITY - EFFECTIVE MAY 2010.

NYC BUILDING DEPARTMENT APPROVAL NOTE:  
THIS PLAN IS APPROVED ONLY FOR WORK INDICATED ON THE APPLICATION SPECIFICATION SHEET. ALL OTHER MATTERS SHOWN ARE NOT TO BE RELIED UPON, OR TO BE CONSIDERED EITHER AS BEING APPROVED OR IN ACCORDANCE WITH APPLICABLE CODES.

**PROJECT:**  
625 WEST 57TH STREET  
RESIDENTIAL / MIXED USE DEVELOPMENT  
WEST 57TH STREET & 12TH AVENUE  
NEW YORK, NEW YORK

**OWNER/DEVELOPER:**  
Durst Pyramid LLC  
One Bryant Park  
New York, NY 10036

**ARCHITECT:**  
SLCEArchitects, LLP  
841 BROADWAY  
NEW YORK, NY 10003  
TEL.: (212) 979-5400

**DESIGN ARCHITECT:**  
BIG  
601 W. 26th St. Suite 1255  
New York, NY 10001  
347 964 3666  
www.big.dk

**STRUCTURAL ENGINEER:**  
Thornton Tomasetti, Inc.  
51 Madison Avenue  
New York, NY 10010-1603  
T 917.661.7800 F 917.661.7801

**M.E.P.P. ENGINEER:**  
DAGHER ENGINEERING, PLLC  
29 Broadway, New York, NY 10006  
T: 212.480.2591 F: 212.480.2654

**LANDSCAPE ARCHITECT:**  
STARR WHITEHOUSE  
Landscape Architects  
and Planners PLLC  
80 Macken Lane, Suite 1901  
New York, New York 10038  
T 212.487.3272 F 212.487.3273

**GEOTECHNICAL AND CIVIL ENGINEERING:**  
Langan Engineering & Environmental Services  
Phone: 212.479.5400 Fax: 212.479.5444  
21 Penn Plaza, 360 West 31st Street, 8th Floor  
New York, NY

**CONSTRUCTION MANAGER:**  
Hunter Roberts  
Construction Group  
2 World Financial Center  
New York, NY 10281

**TRAFFIC CONSULTANT:**  
PHILIP HABIB & ASSOCIATES  
226 WEST 26TH STREET  
NEW YORK, NEW YORK 10001

**BUILDING ENVELOPE CONSULTANT:**  
IBA  
Israel Berger and Associates, LLC  
360 PARK AVENUE SOUTH, 15th FLOOR  
New York, NY 10014  
TEL.: (212) 689-5389 FAX: (212) 689-6449

**LIGHTING DESIGNER:**  
bpi Brandston Partnership Inc.  
302 Fifth Avenue, New York, NY 10001  
main: 212.924.4050

**COMMISSIONING AGENT:**  
THE FULCRUM GROUP  
61 BROADWAY SUITE 1605  
NEW YORK, NY 10006

**REVISIONS:**

NO.	DATE	REVISION
06-25-2013	ISSUED FOR DOB FILING	
06-19-2013	BULLETIN #12	
06-03-2013	BULLETIN #10	
07-01-2013	BULLETIN #8	
04-01-2013	BULLETIN #4	
04-15-2013	ISSUED FOR DOB FILING	
05-30-2012	DESIGN DEVELOPMENT INSURANCE	

**D.O.B. NUMBER:**  
NB#

**SCALE:**  
NORTH

**KEY PLAN:**

**DRAWING TITLE:**  
MECHANICAL DETAILS IV (WATER SYSTEM)

**SEAL & SIGNATURE:**  
DATE: PROJECT NO: DRAWN BY: RK CHECKED BY: AT DWG. No: M-404.00 SHEET No: 63 OF 89

**WARNING:** IT IS A VIOLATION OF THE NEW YORK STATE EDUCATION LAW FOR ANY PERSON, UNLESS ACTING UNDER THE DIRECTION OF A LICENSED PROFESSIONAL ENGINEER, TO ALTER ANY ITEM ON THESE PLANS IN ANY WAY. IF ALTERATIONS TO THESE PLANS ARE MADE, THE ALTERATIONS SHALL BE MADE IN ACCORDANCE WITH ARTICLE 145 SUBSECTION 7.00B OF THE NEW YORK STATE EDUCATION LAW.





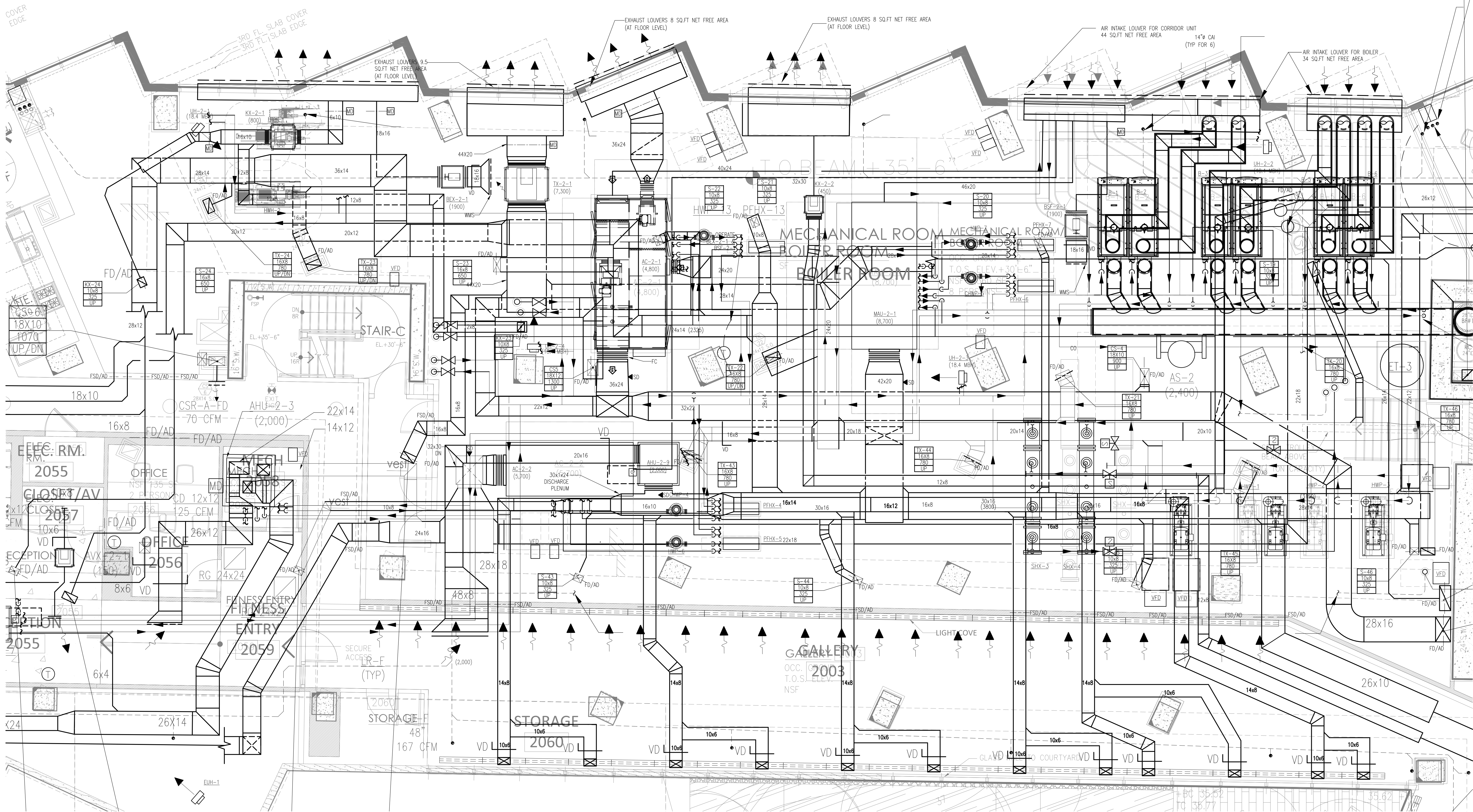






25  
18  
0  
DN

CW  
12  
UP & DN TO UNIT



1 2ND FLOOR - BOILER ROOM PLAN  
M-407 SCALE: 1/4" = 1'-0"

**Shauqat Shaikh**  
*Shauqat Shaikh*  
**Buildings**  
APPROVED  
Under Directive 2 of 1975  
Date/Time: Oct 31, 2013 - 11:59 AM  
**NYC Development Hub**  
NOT FOR CONSTRUCTION

TO THE BEST OF MY KNOWLEDGE, BELIEF AND PROFESSIONAL JUDGMENT, THESE PLANS AND SPECIFICATIONS PREPARED BY THIS OFFICE FOR THE REFERENCE PROJECT ARE IN COMPLIANCE WITH THE ENERGY CONSERVATION CONSTRUCTION CODE OF NEW YORK CITY - EFFECTIVE MAY 2010.

NYC BUILDING DEPARTMENT APPROVAL NOTE:  
THIS PLAN IS APPROVED ONLY FOR WORK INDICATED ON THE APPLICATION SPECIFICATION SHEET. ALL OTHER MATTERS SHOWN ARE NOT TO BE RELED UPON, OR TO BE CONSIDERED EITHER AS BEING APPROVED OR IN ACCORDANCE WITH APPLICABLE CODES.

SEAL & SIGNATURE:   
DATE: PROJECT No. \_\_\_\_\_  
DRAWN BY: RK  
CHECKED BY: AT  
M-407.00  
SHEET No. 66 OF 89



WARNING: IT IS A VIOLATION OF THE NEW YORK STATE EDUCATION LAW FOR ANY PERSON, UNLESS ACTING UNDER THE DIRECTION OF A LICENSED PROFESSIONAL ENGINEER, TO ALTER ANY ITEM ON THESE PLANS IN ANY WAY. IF ALTERATIONS TO THESE PLANS ARE MADE, THE ALTERATIONS SHALL BE MADE IN ACCORDANCE WITH ARTICLE 145 - SUBSECTION 7209 OF THE NEW YORK STATE EDUCATION LAW.



PROJECT:  
625 WEST 57TH STREET  
RESIDENTIAL / MIXED USE DEVELOPMENT  
WEST 57th STREET & 12th AVENUE  
NEW YORK, NEW YORK

OWNER/DEVELOPER:  
**Durst Pyramid LLC**  
One Bryant Park  
New York, NY 10036

ARCHITECT:  
**SLCEArchitects, LLP**  
841 BROADWAY  
NEW YORK, NY 10003  
TEL: (212) 978-3400

DESIGN ARCHITECT:  
**BIG**  
501 W. 26th St. Suite 1255  
New York, NY 10001  
USA  
347 964 3666  
www.big.dk

STRUCTURAL ENGINEER:  
**Thornton Tomasetti**  
Thornton Tomasetti, Inc.  
811 Madison Avenue  
New York, NY 10010-1803  
T 917.661.7800 F 917.661.7801

M.E.P.F. ENGINEER:  
**DE**  
DAGHER ENGINEERING, PLLC  
29 Broadway, New York, NY 10006  
T: 212.480.2591 F: 212.480.2654

LANDSCAPE ARCHITECT:  
**STARR WHITEHOUSE**  
Landscape Architects  
and Planners PLLC  
80 Maiden Lane, Suite 1901  
New York, New York 10038  
T 212.487.3272 F 212.487.3273

GEOTECHNICAL AND CIVIL ENGINEERING:  
**Langan Engineering & Environmental Services**  
Phone: 212.479.5400 Fax: 212.479.5444  
21 Penn Plaza, 360 West 3rd Street, 8th Floor  
New York, NY

CONSTRUCTION MANAGER:  
**Hunter Roberts**  
Construction Group  
2 World Financial Center  
New York, NY 10036

TRAFFIC CONSULTANT:  
**PHILIP HABIB & ASSOCIATES**  
226 WEST 26TH STREET  
NEW YORK, NEW YORK 10001

BUILDING ENVELOPE CONSULTANT:  
**IBA**  
Israel Berger and Associates, LLC  
360 PARK AVENUE SOUTH, 15th FLOOR  
New York, NY 10016  
TEL: (212) 689-5389 FAX: (212) 689-4449

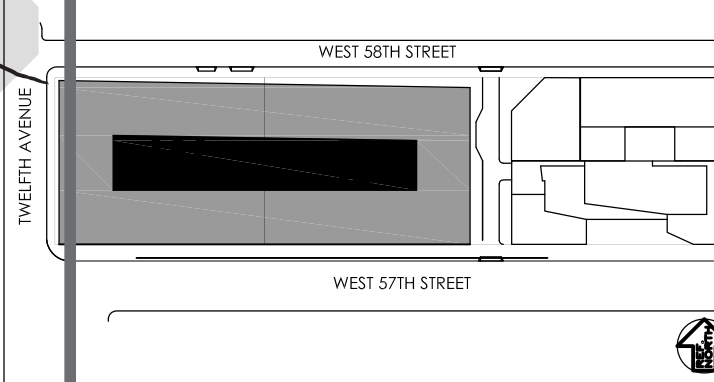
LIGHTING DESIGNER:  
**bpi** Brandston Partnership Inc.  
302 Fifth Avenue, New York, NY 10001  
main: 212.924.4050

COMMISSIONING AGENT:  
**THE FULCRUM GROUP**  
61 BROADWAY SUITE 1605  
NEW YORK, NY 10006

NO.	DATE	REVISION
06-23-2013		ISSUED FOR DOB FILING
08-09-2013		BULLETIN #12
06-06-2013		BULLETIN #15
07-02-2013		BULLETIN #16
06-06-2013		BULLETIN #17
06-05-2013		DESIGN DEVELOPMENT ISSUANCE
07-05-2012		DESIGN DEVELOPMENT ISSUANCE

NB#

SCALE: 1/4" = 1'-0"



DRAWING TITLE:

MECHANICAL PART PLANS IV

SEAL & SIGNATURE:

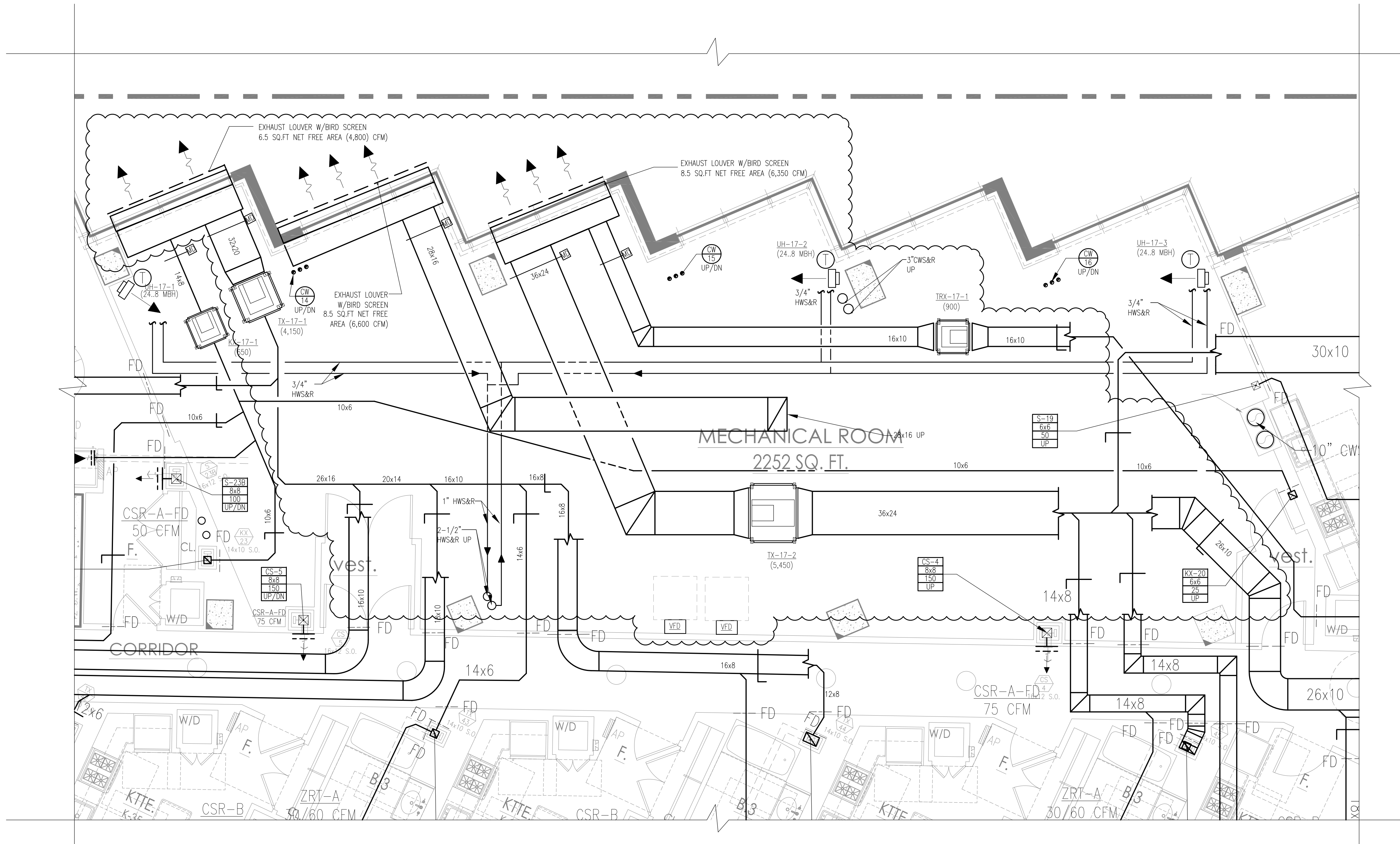
DATE:

PROJECT No:

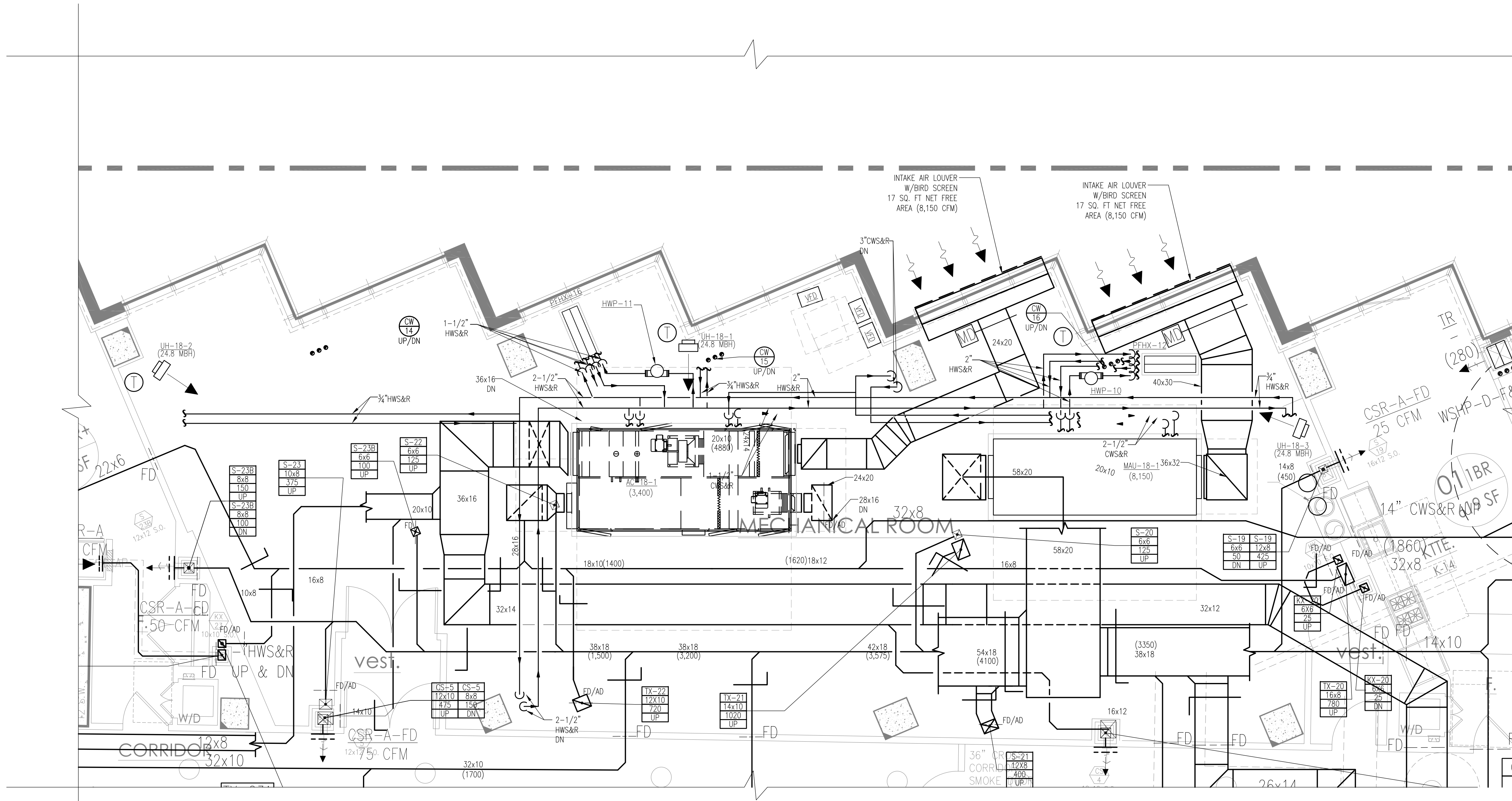
DRAWN BY: RK

CHECKED BY: AT

68 OF 89



1 17TH FLOOR - MECHANICAL PLAN  
M-408 SCALE: 1/4" = 1'-0"



2 18TH FLOOR - MECHANICAL PLAN  
M-408 SCALE: 1/4" = 1'-0"

**Shauqat Shaikh**  
*Shauqat Shaikh*  
**Buildings**  
APPROVED  
Under Directive 2 of 1975  
Date/Time: Oct 31, 2013 - 11:59 AM  
**NYC Development Hub**  
NOT FOR CONSTRUCTION

TO THE BEST OF MY KNOWLEDGE, BELIEF AND PROFESSIONAL JUDGMENT, THESE PLANS AND SPECIFICATIONS PREPARED BY THIS OFFICE FOR THE REFERENCE PROJECT ARE IN COMPLIANCE WITH THE ENERGY CONSERVATION CONSTRUCTION CODE OF NEW YORK CITY - EFFECTIVE MAY 2010.

NYC BUILDING DEPARTMENT APPROVAL NOTE: THIS PLAN IS APPROVED ONLY FOR WORK INDICATED ON THE APPLICATION SPECIFICATION SHEET. ALL OTHER MATTERS SHOWN ARE NOT TO BE RELIED UPON, OR TO BE CONSIDERED EITHER AS BEING APPROVED OR IN ACCORDANCE WITH APPLICABLE CODES.

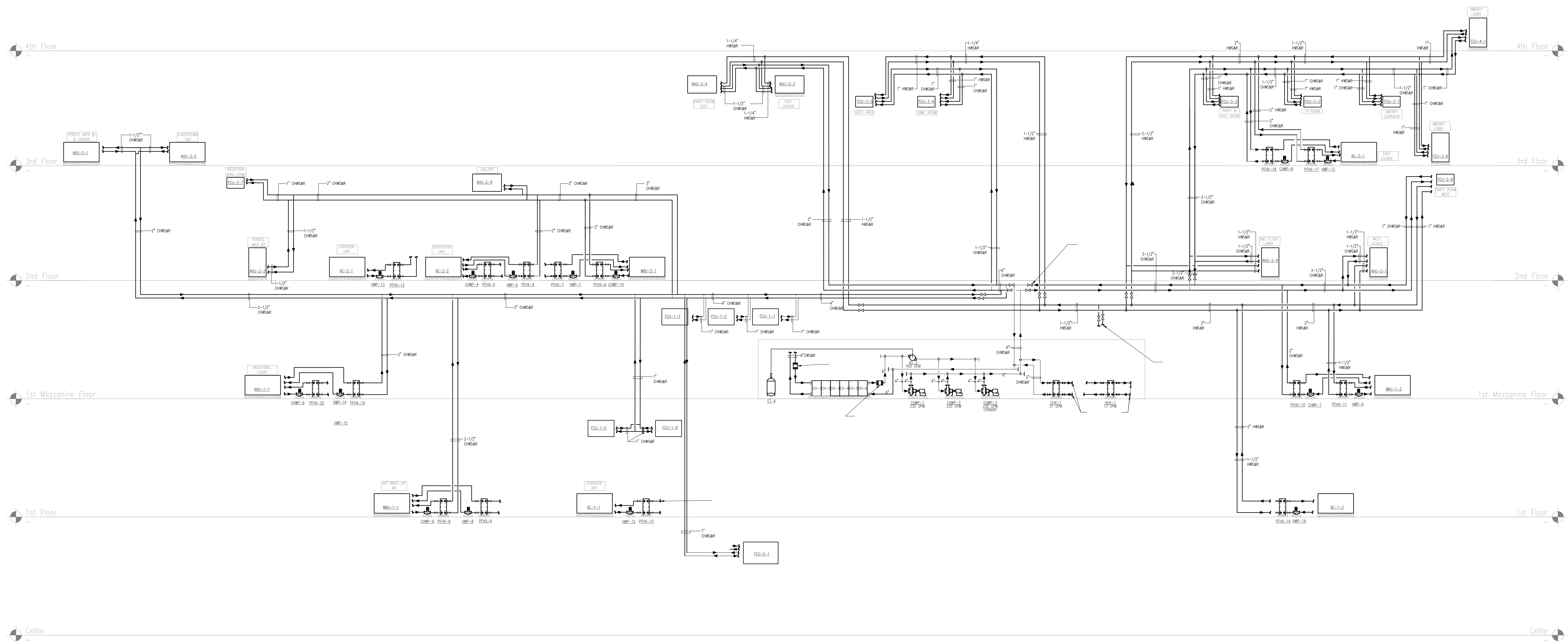
WARNING: IT IS A VIOLATION OF THE NEW YORK STATE EDUCATION LAW FOR ANY PERSON, UNLESS ACTING UNDER THE DIRECTION OF A LICENSED PROFESSIONAL ENGINEER, TO ALTER ANY ITEM ON THESE PLANS IN ANY WAY. IF ALTERATIONS TO THESE PLANS ARE MADE, THE ALTERATIONS SHALL BE MADE IN ACCORDANCE WITH ARTICLE 145 - SUBSECTION 7.22B OF THE NEW YORK STATE EDUCATION LAW.

M-409.00









**Shauqat Shaikh**  
  
**Buildings**  
 APPROVED  
 Under Directive 2 of 1975  
 Date/Time: Oct 31, 2013 – 11:59 AM  
**NYC Development Hub**

NOT FOR CONSTRUCTION


TO THE BEST OF MY KNOWLEDGE, BELIEF AND PROFESSIONAL JUDGMENT, THESE PLANS AND SPECIFICATIONS PREPARED BY THIS OFFICE FOR THE REFERENCE PROJECT ARE IN COMPLIANCE WITH THE ENERGY CONSERVATION CONSTRUCTION CODE OF NEW YORK CITY - EFFECTIVE MAY 2010.

WARNING: IT IS A VIOLATION OF THE NEW YORK STATE EDUCATION LAW FOR ANY PERSON, UNLESS ACTING UNDER THE DIRECTION OF A LICENSED PROFESSIONAL ENGINEER, TO ALTER ANY ITEM ON THESE PLANS IN ANY WAY. IF ALTERATIONS TO THESE PLANS ARE MADE, THE ALTERATIONS SHALL BE MADE IN ACCORDANCE WITH ARTICLE 145 - SUBSECTION 7209 OF THE NEW YORK STATE EDUCATION LAW.

NYC BUILDING DEPARTMENT APPROVAL NOTE:  
THIS PLAN IS APPROVED ONLY FOR WORK INDICATED  
ON THE APPLICATION SPECIFICATION SHEET. ALL  
OTHER MATTERS SHOWN ARE NOT TO BE RELIED  
UPON, OR TO BE CONSIDERED EITHER AS BEING  
APPROVED OR IN ACCORDANCE WITH APPLICABLE  
CODES.

PROJECT:  
**625 WEST 57TH STREET**  
RESIDENTIAL / MIXED USE DEVELOPMENT  
WEST 57th STREET & 12th AVENUE  
NEW YORK, NEW YORK

OWNER/DEVELOPER:

 **Durst Pyramid LLC**  
One Bryant Park  
New York, NY 10036

ARCHITECT:  
**SLCE***Architects, LLP*  
441 BROADWAY  
NEW YORK, NY 10003  
TEL.: (212) 979-8400

DESIGN ARCHITECT:

**BIG** 601 W. 26th St. Suite 1255  
New York, NY 10001  
USA  
347 964 3666  
[www.big.dk](http://www.big.dk)

STRUCTURAL ENGINEER:  
**Thornton Tomasetti**  
Thornton Tomasetti, Inc.  
61 Madison Avenue  
New York, NY 10010-1603  
T 917.661.7800 F 917.661.7801

M.E.P. FP. ENGINEER:  
**DE**  
**DAGHER ENGINEERING, PLLC**  
29 Broadway, New York, NY 10006  
T. 212.480.2591 F. 212.480.2654

LANDSCAPE ARCHITECT:

 **STARR WHITEHOUSE**  
Landscape Architects  
and Planners PLLC  
80 Maiden Lane, Suite 1901  
New York, New York 10038  
T 212.487.3272 F 212.487.3273

**GEOTECHNICAL AND CIVIL ENGINEERING:**  
**Langan Engineering &  
Environmental Services**  
Phone: 212.479.5400 Fax: 212.479.5444  
21 Penn Plaza, 360 West 31st Street, 8th Floor  
New York, NY

CONSTRUCTION MANAGER:  
**Hunter Roberts**  
**Construction Group**  
2 World Financial Center  
New York, NY 10281

TRAFFIC CONSULTANT:  
**PHILIP HABIB & ASSOCIATES**  
226 WEST 26TH STREET  
NEW YORK, NEW YORK 10001

**BUILDING ENVELOPE CONSULTANT:**

**IIBA**

**Israel Berger and Associates, LLC**  
360 PARK AVENUE SOUTH, 15th FLOOR  
New York, NY 10016  
TEL.: (212) 689-5389 FAX.: (212) 689-6449



LIGHTING DESIGNER:  
**bpi** Brandston Partnership Inc.  
302 Fifth Avenue, New York, NY 10001  
main: 212.924.4050

COMMISSIONING AGENT:  
THE FULCRUM GROUP  
61 BROADWAY SUITE 1605  
NEW YORK, NY 10006

[illegible]

	08-23-2013	ISSUED FOR DOB FILING
	08-19-2013	BULLETIN #12
	08-01-2013	BULLETIN #10
	07-01-2013	BULLETIN #8
	04-01-2013	BULLETIN #4
	03-15-2013	ISSUED FOR DOB FILING
	07-30-2012	DESIGN DEVELOPMENT ISSUANCE
No.:	DATE:	REVISION:

D.O.B. NUMBER:  
NB#

**NORTH:**  **SCALE:** 

KEY PLAN:


WEST 56TH STREET

WEST 57TH STREET

DRAWING TITLE:

MECHANICAL  
WATER RISER DIAGRAM II

SEAL &amp; SIGNATURE: \_\_\_\_\_ DATE: \_\_\_\_\_



STATE OF NEW YORK  
RICHARD PEARSON  
056718  
REGISTERED PROFESSIONAL ENGINEER

PROJECT No.:  
DRAWN BY: RK  
CHECKED BY: AT  
DWG. No.:  
**M-502.00**  
SHEET. No.:  
70 OF 80





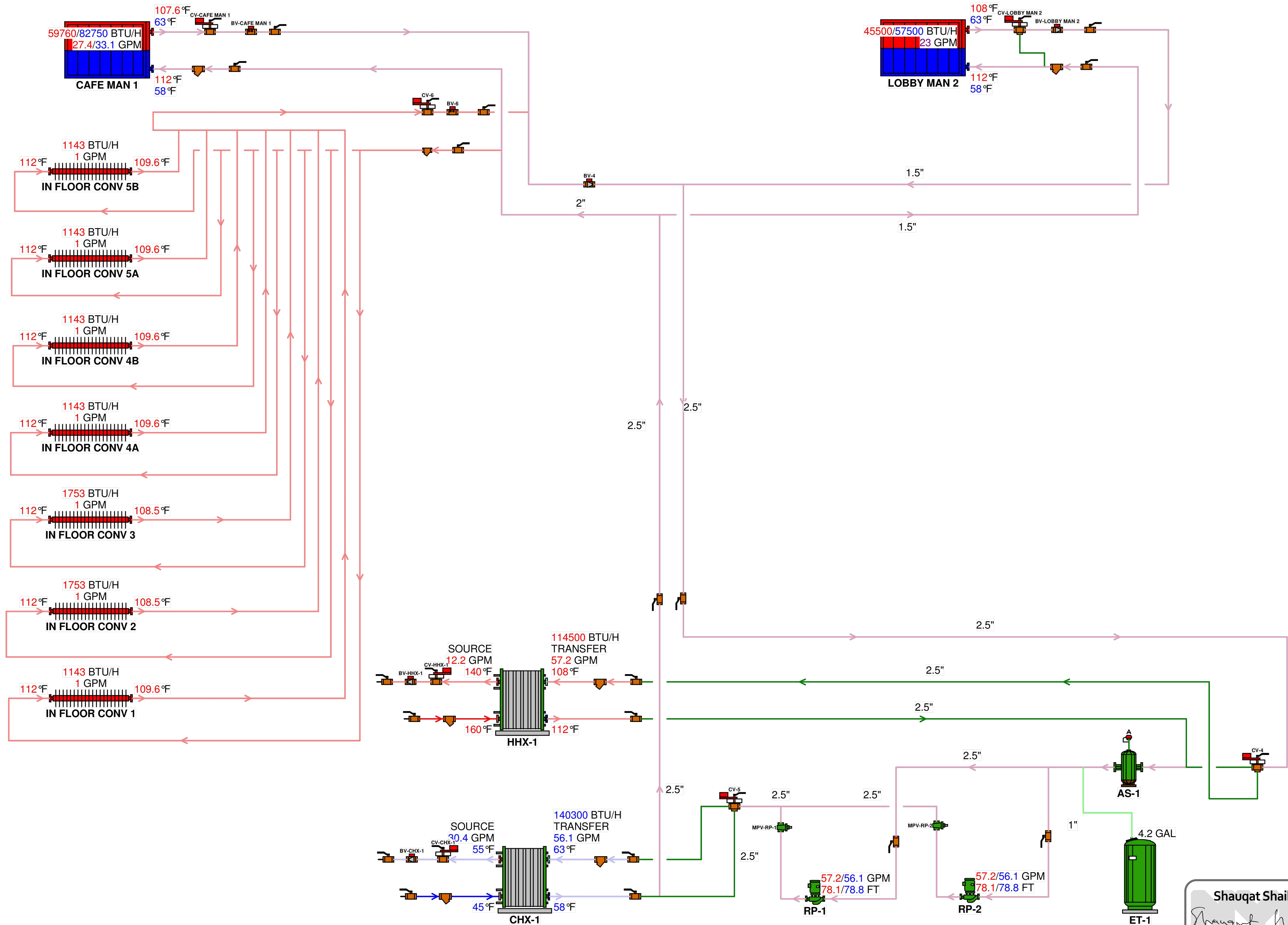












FOR PRICING  
CONTACT INFO:  
JOHN TAVARES  
WATER-CONTROL  
631-585-6800

**Shauqat Shaikh**  
Buildings  
APPROVED  
Under Directive 2 of 1975  
Date/Time: Oct 31, 2013 - 11:59 AM  
**NYC Development Hub**

NOT FOR CONSTRUCTION

TO THE BEST OF MY KNOWLEDGE, BELIEF AND PROFESSIONAL JUDGMENT, THESE PLANS AND SPECIFICATIONS PREPARED BY THIS OFFICE FOR THE REFERENCE PROJECT ARE IN COMPLIANCE WITH THE ENERGY CONSERVATION CONSTRUCTION CODE OF NEW YORK CITY - EFFECTIVE MAY 2010.

NYC BUILDING DEPARTMENT APPROVAL NOTE:  
THIS PLAN IS APPROVED ONLY FOR WORK INDICATED ON THE APPLICATION SPECIFICATION SHEET. ALL OTHER MATTERS SHOWN ARE NOT TO BE RELIED UPON, OR TO BE CONSIDERED EITHER AS BEING APPROVED OR IN ACCORDANCE WITH APPLICABLE CODES.

WARNING: IT IS A VIOLATION OF THE NEW YORK STATE EDUCATION LAW FOR ANY PERSON, UNLESS ACTING UNDER THE DIRECTION OF A LICENSED PROFESSIONAL ENGINEER, TO ALTER ANY ITEM ON THESE PLANS IN ANY WAY. IF ALTERATIONS TO THESE PLANS ARE MADE, THE ALTERATIONS SHALL BE MADE IN ACCORDANCE WITH ARTICLE 145 - SUBSECTION 7209 OF THE NEW YORK STATE EDUCATION LAW.

PROJECT:  
**625 WEST 57TH STREET**  
RESIDENTIAL / MIXED USE DEVELOPMENT  
WEST 57th STREET & 12th AVENUE  
NEW YORK, NEW YORK

OWNER/DEVELOPER:  
**Durst Pyramid LLC**  
One Bryant Park  
New York, NY 10036

ARCHITECT:  
**SLCEArchitects, LLP**  
841 BROADWAY  
NEW YORK, NY 10003  
TEL.: (212) 979-8400

DESIGN ARCHITECT:  
**BIG**  
601 W. 26th St. Suite 1255  
New York, NY 10001  
USA  
347 964 3666  
www.big.dk

STRUCTURAL ENGINEER:  
**Thornton Tomasetti, Inc.**  
51 Madison Avenue  
New York, NY 10010-1603  
T 917.661.7800 F 917.661.7801

M.E.P.P. ENGINEER:  
**DE**  
DAGHER ENGINEERING, PLLC  
29 Broadway, New York, NY 10006  
T: 212.480.2591 F: 212.480.2654

LANDSCAPE ARCHITECT:  
**STARR WHITEHOUSE**  
Landscape Architects  
and Planners PLLC  
80 Maiden Lane, Suite 1901  
New York, New York 10038  
T 212.487.3272 F 212.487.3273

GEOTECHNICAL AND CIVIL ENGINEERING:  
**Langan Engineering & Environmental Services**  
Phone: 212.479.5400 Fax: 212.479.5444  
21 Penn Plaza, 360 West 31st Street, 8th Floor  
New York, NY

CONSTRUCTION MANAGER:  
**Hunter Roberts Construction Group**  
2 World Financial Center  
New York, NY 10281

TRAFFIC CONSULTANT:  
**PHILIP HABIB & ASSOCIATES**  
226 WEST 26TH STREET  
NEW YORK, NEW YORK 10001

BUILDING ENVELOPE CONSULTANT:  
**IBA**  
Israel Berger and Associates, LLC  
360 PARK AVENUE SOUTH, 15th FLOOR  
New York, NY 10016  
TEL.: (212) 689-5389 FAX: (212) 689-6449

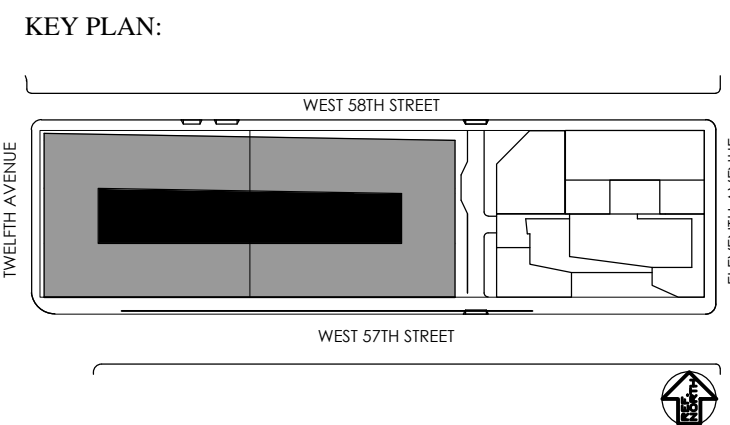
LIGHTING DESIGNER:  
**bpi** Brandston Partnership Inc.  
302 Fifth Avenue, New York, NY 10001  
main: 212.924.4050

COMMISSIONING AGENT:  
**THE FULCRUM GROUP**  
61 BROADWAY SUITE 1605  
NEW YORK, NY 10006

NO.	DATE	REVISION
01-21-2013	ISSUED FOR DOB FILING	
06-19-2013	BULLETIN #12	
06-03-2013	BULLETIN #10	
07-01-2013	BULLETIN #8	
04-01-2013	BULLETIN #4	
04-15-2013	ISSUED FOR DOB FILING	
07-30-2012	DESIGN DEVELOPMENT ISSUANCE	

D.O.B. NUMBER:  
**NB#**

NORTH  
SCALE: 1" = 10'-0"



DRAWING TITLE:  
**MECHANICAL RADIANT HEATING & COOLING WATER RISER DIAGRAM**

SEAL & SIGNATURE:  
**Shauqat Shaikh**  
DATE: 10/31/2013  
PROJECT NO: 13-00000  
DRAWN BY: RK  
CHECKED BY: AT  
DWG. NO: M-506.00  
SHEET NO: 74 OF 89







OWNER/DEVELOPER:  
**Durst Pyramid LLC**  
One Bryant Park  
New York, NY 10036

ARCHITECT:  
**SLCE Architects, LLP**  
841 BROADWAY  
NEW YORK, NY 10003  
TEL: (212) 978-8409

DESIGN ARCHITECT:  
**BIG**  
601 W. 26th St. Suite 1255  
New York, NY 10001  
USA  
347 964 3666  
www.big.dk

STRUCTURAL ENGINEER:  
**Thornton Tomasetti**  
Thornton Tomasetti, Inc.  
51 Madison Avenue  
New York, NY 10010-1603  
T 917.661.7800 F 917.661.7801

M.E.P.F.P. ENGINEER:  
**DE**  
DAGHER ENGINEERING, PLLC  
29 Broadway, New York, NY 10006  
T 212.480.2591 F 212.480.2654

LANDSCAPE ARCHITECT:  
**STARR WHITEHOUSE**  
Landscape Architects  
and Planners PLLC  
80 Maiden Lane, Suite 1901  
New York, New York 10038  
T 212.487.3272 F 212.487.3273

GEOTECHNICAL AND CIVIL ENGINEERING:  
**Langan Engineering & Environmental Services**  
Phone: 212.479.5400 Fax: 212.479.5444  
21 Penn Plaza, 360 West 31st Street, 8th Floor  
New York, NY

CONSTRUCTION MANAGER:  
**Hunter Roberts Construction Group**  
2 World Financial Center  
New York, NY 10291

TRAFFIC CONSULTANT:  
**PHILIP HABIB & ASSOCIATES**  
226 WEST 26TH STREET  
NEW YORK, NEW YORK 10001

BUILDING ENVELOPE CONSULTANT:  
**IBA**  
Israel Berger and Associates, LLC  
360 PARK AVENUE SOUTH, 15th FLOOR  
New York, NY 10016  
TEL: (212) 689-5389 FAX: (212) 689-4449

LIGHTING DESIGNER:  
**bpi** Brandston Partnership Inc.  
302 Fifth Avenue, New York, NY 10001  
main: 212.924.4050

COMMISSIONING AGENT:  
**THE FULCRUM GROUP**  
61 BROADWAY SUITE 1605  
NEW YORK, NY 10006

06-23-2013 ISSUED FOR DOB FILING  
06-19-2013 BULLETIN #12  
06-04-2013 BULLETIN #10  
07-01-2013 BULLETIN #8  
06-01-2013 BULLETIN #1  
06-15-2013 ISSUED FOR DOB FILING  
05-30-2012 DESIGN DEVELOPMENT ISSUANCE

NO. DATE REVISION  
D.O.B. NUMBER:  
**NB#**

NORTH SCALE: 1"=10'-0"  
0

KEY PLAN:  
WEST 57th STREET  
WEST 57th STREET  
STORM AND SEWER

DRAWING TITLE:

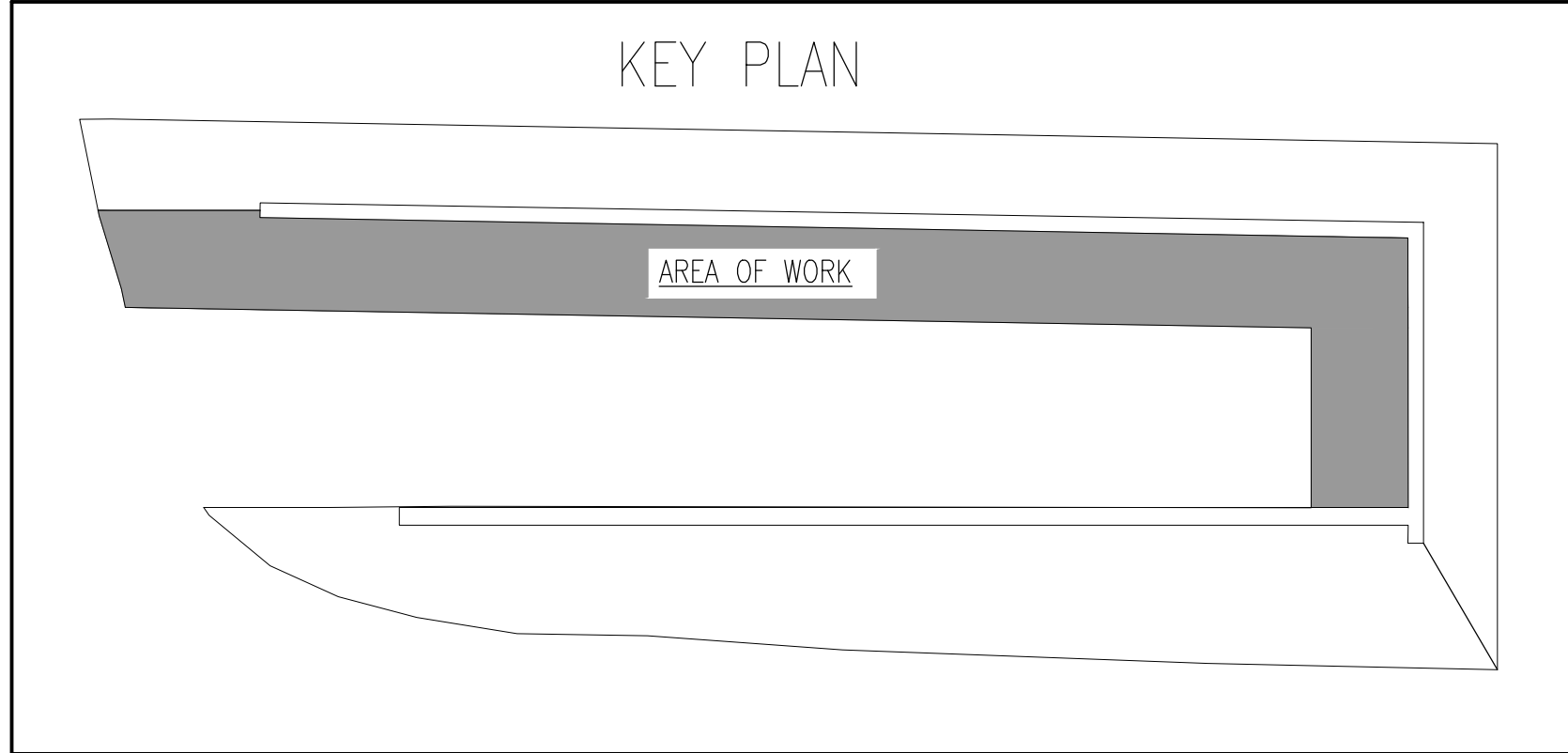
**MECHANICAL AIR RISER DIAGRAM II**

NOT FOR CONSTRUCTION

TO THE BEST OF MY KNOWLEDGE, BELIEF AND PROFESSIONAL JUDGMENT, THESE PLANS AND SPECIFICATIONS PREPARED BY THIS OFFICE FOR THE REFERENCE PROJECT ARE IN COMPLIANCE WITH THE ENERGY CONSERVATION CONSTRUCTION CODE OF NEW YORK CITY - EFFECTIVE MAY 2010.

NYC BUILDING DEPARTMENT APPROVAL NOTE:  
THIS PLAN IS APPROVED ONLY FOR WORK INDICATED ON THE APPLICATION SPECIFICATION SHEET. ALL OTHER MATTERS SHOWN ARE NOT TO BE RELIED UPON, OR TO BE CONSIDERED EITHER AS BEING APPROVED OR IN ACCORDANCE WITH APPLICABLE CODES.

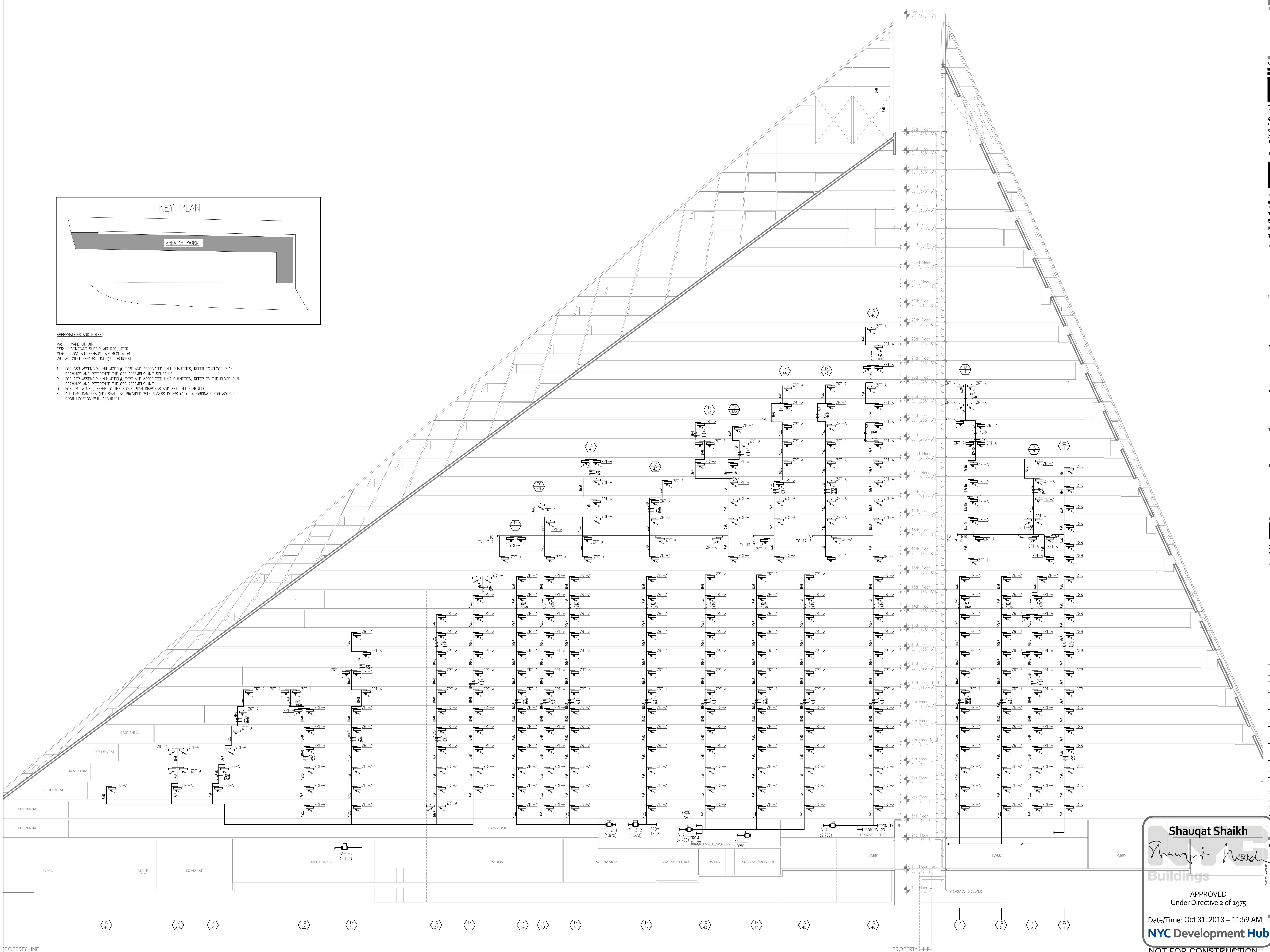
SEAL & SIGNATURE: DATE: PROJECT No: DRAWN BY: RK CHECKED BY: AT DWG. No: M-602.00 SHEET No: 76 OF 89



ABBREVIATIONS AND NOTES:

MA: MAKE-UP AIR  
CSR: CONSTANT SUPPLY AIR REGULATOR  
CER: CONSTANT EXHAUST AIR REGULATOR  
ZRT-A: TOILET EXHAUST UNIT (2 POSITIONS)

1. FOR CSR ASSEMBLY UNIT MODEL#, TYPE AND ASSOCIATED UNIT QUANTITIES, REFER TO FLOOR PLAN DRAWINGS AND REFERENCE THE CSR ASSEMBLY UNIT SCHEDULE.
2. FOR CER ASSEMBLY UNIT MODEL#, TYPE AND ASSOCIATED UNIT QUANTITIES, REFER TO THE FLOOR PLAN DRAWINGS AND REFERENCE THE CSR ASSEMBLY UNIT SCHEDULE.
3. FOR ZRT-A UNIT, REFER TO THE FLOOR PLAN DRAWINGS AND ZRT UNIT SCHEDULE.
4. ALL FIRE DAMPERS (FD) SHALL BE PROVIDED WITH ACCESS DOORS (AD). COORDINATE FOR ACCESS DOOR LOCATION WITH ARCHITECT.



**Shauqat Shaikh**  
Shauqat Shaikh  
Buildings  
APPROVED  
Under Directive 2 of 1975  
Date/Time: Oct 31, 2013 - 11:59 AM  
**NYC Development Hub**  
NOT FOR CONSTRUCTION

WARNING: IT IS A VIOLATION OF THE NEW YORK STATE EDUCATION LAW FOR ANY PERSON, UNLESS ACTING UNDER THE DIRECTION OF A LICENSED PROFESSIONAL ENGINEER, TO ALTER ANY ITEM ON THESE PLANS IN ANY WAY. IF ALTERATIONS TO THESE PLANS ARE MADE, THE ALTERATIONS SHALL BE MADE IN ACCORDANCE WITH ARTICLE 145 - SUBSECTION 7209 OF THE NEW YORK STATE EDUCATION LAW.











OWNER/DEVELOPER:

 **Durst Pyramid LLC**  
One Bryant Park  
New York, NY 10036

DESIGN ARCHITECT:

**BIG** 601 W. 26th St. Suite 1255  
New York, NY 10001  
USA  
347 964 3666  
[www.big.dk](http://www.big.dk)

M.E.P.F.P. ENGINEER:  
**DE**  
**DAGHER ENGINEERING, PLLC**  
29 Broadway, New York, NY 10006  
T. 212.480.2591 F. 212.480.2654

GEOTECHNICAL AND CIVIL ENGINEERING:  
**Langan Engineering &  
Environmental Services**  
Phone: 212.479.5400 Fax: 212.479.5444  
21 Penn Plaza, 360 West 31st Street, 8th Floor  
New York, NY

RAFFIC CONSULTANT:  
**PHILIP HABIB & ASSOCIATES**  
226 WEST 26TH STREET  
NEW YORK, NEW YORK 10001

LIGHTING DESIGNER:  
**bpi** Brandston Partnership Inc.  
302 Fifth Avenue, New York, NY 10001  
main: 212.924.4050


COMMISSIONING AGENT:  
THE FULCRUM GROUP  
61 BROADWAY SUITE 1605  
NEW YORK, NY 10006

06-23-2013	ISSUED FOR DOB FILING
06-19-2013	BULLETIN #12
06-01-2013	BULLETIN #10
07-01-2013	BULLETIN #8
04-01-2013	BULLETIN #4
03-15-2013	ISSUED FOR DOB FILING
07-30-2012	DESIGN DEVELOPMENT ISSUANCE

**NORTH:**  **SCALE:**

DRAWING TITLE:

SEAL & SIGNATURE:



DATE:

PROJECT No:

DRAWN BY: RK

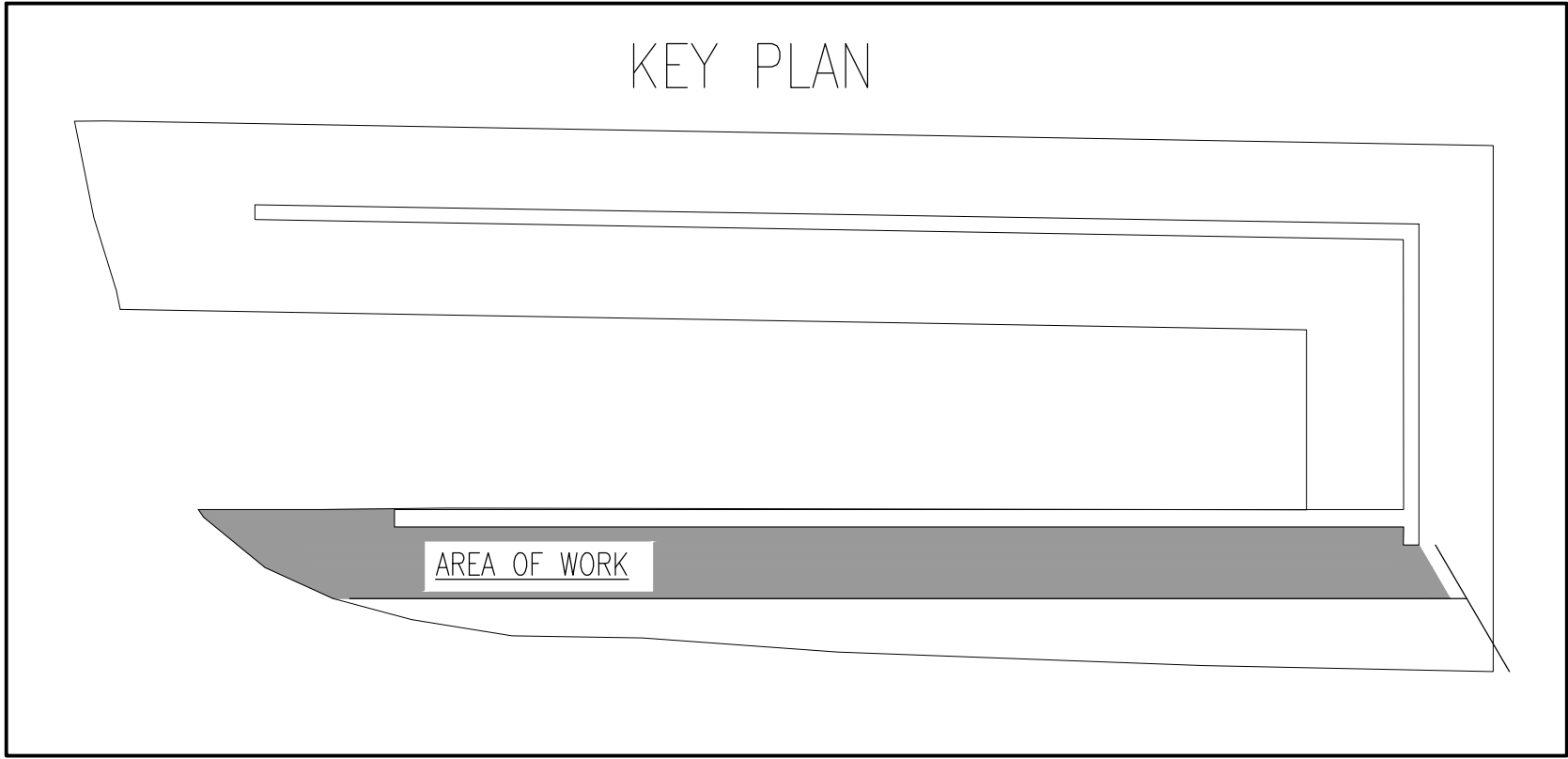
CHECKED BY: AT

DWG. No:

**M-605.00**

SHEET No:

79 OF 85



**ABBREVIATIONS AND NOTES:**

MA:	MAKE-UP AIR
CSR:	CONSTANT SUPPLY AIR REGULATOR
CSR:	CONSTANT EXHAUST AIR REGULATOR
ZRT-A:	TUOLET EXHAUST UNIT (2 POSITIONS)

1. FOR CSR ASSEMBLY UNIT MODEL#, TYPE AND ASSOCIATED UNIT QUANTITIES, REFER TO FLOOR PLAN DRAWINGS AND REFERENCE THE CSR ASSEMBLY UNIT SCHEDULE.

2. FOR CSR ASSEMBLY UNIT MODEL#, TYPE AND ASSOCIATED UNIT QUANTITIES, REFER TO THE FLOOR PLAN DRAWINGS AND REFERENCE THE CSR ASSEMBLY UNIT

3. FOR ZRT-A UNIT, REFER TO THE FLOOR PLAN DRAWINGS AND ZRT UNIT SCHEDULE.

4. ALL FIRE DAMPERS (FD) SHALL BE PROVIDED WITH ACCESS DOORS (AD). COORDINATE FOR ACCESS DOOR LOCATION WITH ARCHITECT.

**Shauqat Shaikh**

*Shauqat Shaikh*

**Buildings**

APPROVED  
Under Directive 2 of 1975

Date/Time: Oct 31, 2013 – 11:59 AM

**NYC Development Hub**

**NOT FOR CONSTRUCTION**

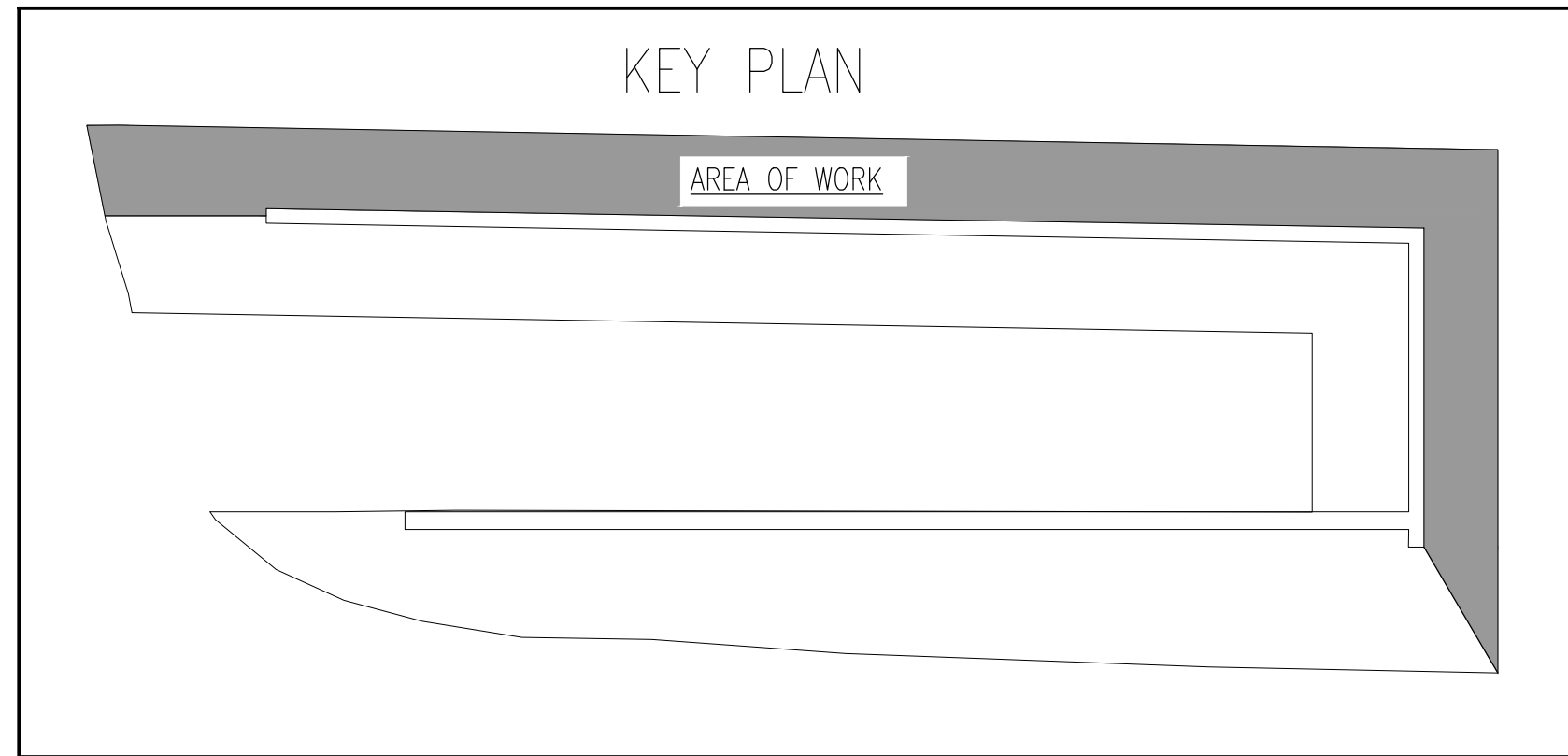
TO THE BEST OF MY KNOWLEDGE, BELIEF AND PROFESSIONAL JUDGMENT, THESE PLANS AND SPECIFICATIONS PREPARED BY THIS OFFICE FOR THE REFERENCE PROJECT ARE IN COMPLIANCE WITH THE ENERGY CONSERVATION CONSTRUCTION CODE OF NEW YORK CITY - EFFECTIVE MAY 2010.

NYC BUILDING DEPARTMENT APPROVAL NOTE:  
THIS PLAN IS APPROVED ONLY FOR WORK INDICATED  
ON THE APPLICATION SPECIFICATION SHEET. ALL  
OTHER MATTERS SHOWN ARE NOT TO BE RELIED  
UPON OR TO BE CONSIDERED OTHER AS BEING

WARNING: IT IS A VIOLATION OF THE NEW YORK STATE  
EDUCATION LAW FOR ANY PERSON, UNLESS ACTING UNDER  
THE DIRECTION OF A LICENSED PROFESSIONAL ENGINEER, TO  
ALTER ANY ITEM ON THESE PLANS IN ANY WAY. IF  
ALTERATIONS TO THESE PLANS ARE MADE, THE ALTERATIONS  
SHALL BE MADE IN ACCORDANCE WITH ARTICLE 145 -  
SUBSECTION 7209 OF THE NEW YORK STATE EDUCATION LAW

NYC BUILDING DEPARTMENT APPROVAL NOTE:  
THIS PLAN IS APPROVED ONLY FOR WORK INDICATED  
ON THE APPLICATION SPECIFICATION SHEET. ALL  
OTHER MATTERS SHOWN ARE NOT TO BE RELIED  
UPON, OR TO BE CONSIDERED EITHER AS BEING  
APPROVED OR IN ACCORDANCE WITH APPLICABLE  
CODES.






ABBREVIATIONS AND NOTES:

MA: MAKE-UP AIR  
CSR: CONSTANT SUPPLY AIR REGULATOR  
CER: CONSTANT EXHAUST AIR REGULATOR  
ZHT-A: TOILET EXHAUST UNIT (2 POSITIONS)

- FOR CSR ASSEMBLY UNIT MODEL#, TYPE AND ASSOCIATED UNIT QUANTITIES, REFER TO FLOOR PLAN DRAWINGS AND REFERENCE THE CSR ASSEMBLY UNIT SCHEDULE.
- FOR CSR ASSEMBLY UNIT MODEL#, TYPE AND ASSOCIATED UNIT QUANTITIES, REFER TO THE FLOOR PLAN DRAWINGS AND REFERENCE THE CSR ASSEMBLY UNIT SCHEDULE.
- FOR ZHT-A UNIT, REFER TO THE FLOOR PLAN DRAWINGS AND ZHT UNIT SCHEDULE.
- ALL FIRE DAMPERS (FD) SHALL BE PROVIDED WITH ACCESS DOORS (AD). COORDINATE FOR ACCESS DOOR LOCATION WITH ARCHITECT.



**Shauqat Shaikh**  
APPROVED  
Under Directive 2 of 1975  
Date/Time: Oct 31, 2013 - 11:59 AM  
**NYC Development Hub**  
NOT FOR CONSTRUCTION

WARNING: IT IS A VIOLATION OF THE NEW YORK STATE EDUCATION LAW FOR ANY PERSON, UNLESS ACTING UNDER THE DIRECTION OF A LICENSED PROFESSIONAL ENGINEER, TO ALTER ANY ITEM ON THESE PLANS IN ANY WAY. IF ALTERATIONS TO THESE PLANS ARE MADE, THE ALTERATIONS SHALL BE MADE IN ACCORDANCE WITH ARTICLE 145 - SUBSECTION 7.00B OF THE NEW YORK STATE EDUCATION LAW.

NYC BUILDING DEPARTMENT APPROVAL NOTE: THIS PLAN IS APPROVED ONLY FOR WORK INDICATED ON THE APPLICATION SPECIFICATION SHEET. ALL OTHER MATTERS SHOWN ARE NOT TO BE RELIED UPON, OR TO BE CONSIDERED EITHER AS BEING APPROVED OR IN ACCORDANCE WITH APPLICABLE CODES.

PROJECT:  
**625 WEST 57TH STREET**  
RESIDENTIAL / MIXED USE DEVELOPMENT  
WEST 57th STREET & 12th AVENUE  
NEW YORK, NEW YORK

OWNER/DEVELOPER:  
**Durst Pyramid LLC**  
One Bryant Park  
New York, NY 10036

ARCHITECT:  
**SLCEArchitects, LLP**  
841 BROADWAY  
NEW YORK, NY 10003  
TEL.: (212) 979-5400

DESIGN ARCHITECT:  
**BIG**  
601 W. 26th St. Suite 1255  
New York, NY 10001  
USA  
347 964 3666  
www.big.dk

STRUCTURAL ENGINEER:  
**Thornton Tomasetti**  
Thornton Tomasetti, Inc.  
51 Madison Avenue  
New York, NY 10010-1603  
T 917.661.7800 F 917.661.7801

M.E.P.P. ENGINEER:  
**DE**  
**DAGHER ENGINEERING, PLLC**  
29 Broadway, New York, NY 10006  
T: 212.480.2591 F: 212.480.2654

LANDSCAPE ARCHITECT:  
**STARR WHITEHOUSE**  
Landscape Architects  
and Planners PLLC  
80 Maiden Lane, Suite 1901  
New York, New York 10038  
T 212.487.3272 F 212.487.3273

GEOTECHNICAL AND CIVIL ENGINEERING:  
**Langan Engineering & Environmental Services**  
Phone: 212.479.5400 Fax: 212.479.5444  
21 Penn Plaza, 360 West 31st Street, 8th Floor  
New York, NY

CONSTRUCTION MANAGER:  
**Hunter Roberts**  
Construction Group  
2 World Financial Center  
New York, NY 10281

TRAFFIC CONSULTANT:  
**PHILIP HABIB & ASSOCIATES**  
228 WEST 26TH STREET  
NEW YORK, NEW YORK 10001

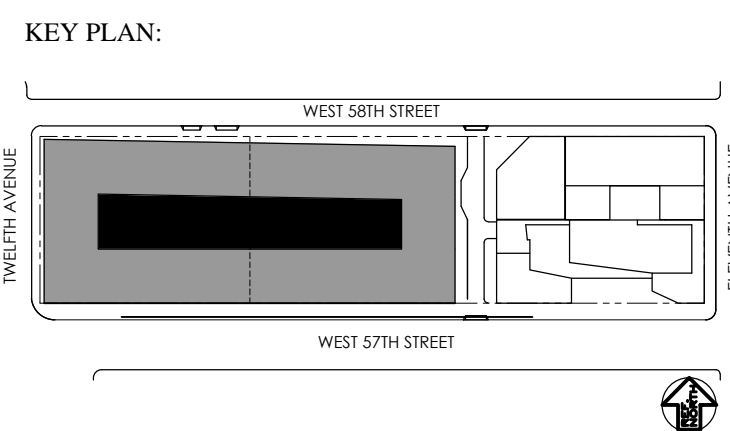
BUILDING ENVELOPE CONSULTANT:  
**IBA**  
Israel Berger and Associates, LLC  
360 PARK AVENUE SOUTH, 15th FLOOR  
New York, NY 10016  
TEL.: (212) 689-5389 FAX: (212) 689-6449

LIGHTING DESIGNER:  
**bpi** Brandston Partnership Inc.  
302 Fifth Avenue, New York, NY 10001  
main: 212.924.4050

COMMISSIONING AGENT:  
**THE FULCRUM GROUP**  
61 BROADWAY SUITE 1605  
NEW YORK, NY 10006

NO.	DATE	REVISION
01-21-2013	ISSUED FOR DOB FILING	
06-19-2013	BULLETIN #12	
06-20-2013	BULLETIN #10	
07-02-2013	BULLETIN #8	
04-01-2013	BULLETIN #4	
04-15-2013	ISSUED FOR DOB FILING	
05-30-2012	DESIGN DEVELOPMENT INSURANCE	

**NB#**  
NORTH  
SCALE: 1"=10'-0"

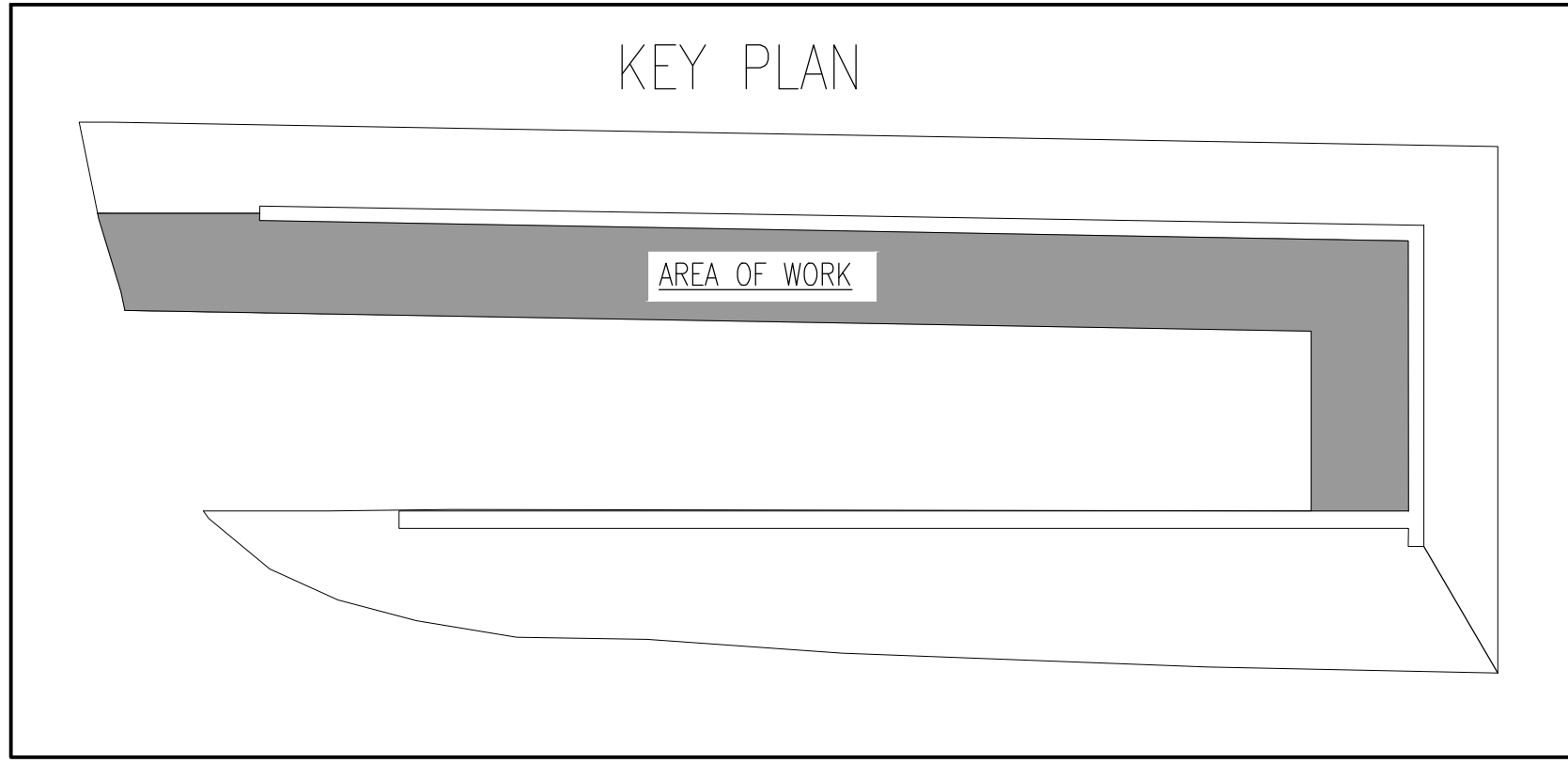
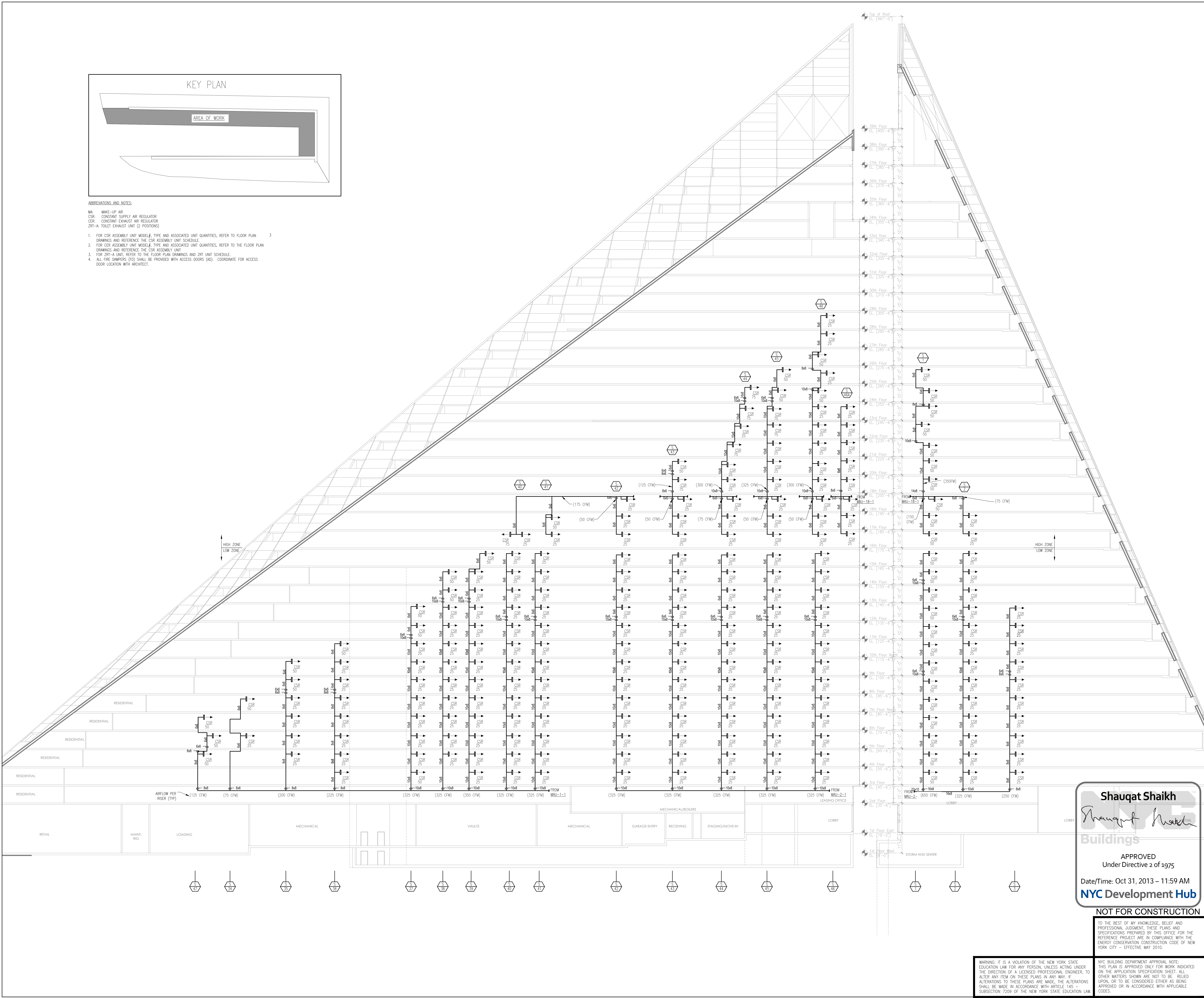


DRAWING TITLE:

**MECHANICAL - MAKE-UP AIR RISER DIAGRAM I**

SEAL & SIGNATURE:  
**M-606.00**  
DATE:  
PROJECT NO:  
DRAWN BY: RK  
CHECKED BY: AT  
DWG. NO:  
SHEET NO:  
80 OF 80





- ABBREVIATIONS AND NOTES:
- MA: MAKE-UP AIR  
CSR: CONSTANT SUPPLY AIR REGULATOR  
CER: CONSTANT EXHAUST AIR REGULATOR  
ZRT-A: TOILET EXHAUST UNIT (2 POSITIONS)
- FOR CSR ASSEMBLY UNIT MODEL#, TYPE AND ASSOCIATED UNIT QUANTITIES, REFER TO FLOOR PLAN DRAWINGS AND REFERENCE THE CSR ASSEMBLY UNIT SCHEDULE.
  - FOR CER ASSEMBLY UNIT MODEL#, TYPE AND ASSOCIATED UNIT QUANTITIES, REFER TO THE FLOOR PLAN DRAWINGS AND REFERENCE THE CSR ASSEMBLY UNIT SCHEDULE.
  - FOR ZRT-A UNIT, REFER TO THE FLOOR PLAN DRAWINGS AND ZRT UNIT SCHEDULE.
  - ALL FIRE DAMPERS (FD) SHALL BE PROVIDED WITH ACCESS DOORS (AD). COORDINATE FOR ACCESS DOOR LOCATION WITH ARCHITECT.

**Shauqat Shaikh**  
Buildings

APPROVED  
Under Directive 2 of 1975

Date/Time: Oct 31, 2013 - 11:59 AM  
**NYC Development Hub**

NOT FOR CONSTRUCTION

WARNING: IT IS A VIOLATION OF THE NEW YORK STATE EDUCATION LAW FOR ANY PERSON, UNLESS ACTING UNDER THE DIRECTION OF A LICENSED PROFESSIONAL ENGINEER, TO ALTER ANY ITEM ON THESE PLANS IN ANY WAY. IF ALTERATIONS TO THESE PLANS ARE MADE, THE ALTERATIONS SHALL BE MADE IN ACCORDANCE WITH ARTICLE 145 - SUBSECTION 7209 OF THE NEW YORK STATE EDUCATION LAW.

NYC BUILDING DEPARTMENT APPROVAL NOTE: THIS PLAN IS APPROVED ONLY FOR WORK INDICATED ON THE APPLICATION SPECIFICATION SHEET. ALL OTHER MATTERS SHOWN ARE NOT TO BE RELIED UPON, OR TO BE CONSIDERED EITHER AS BEING APPROVED OR IN ACCORDANCE WITH APPLICABLE CODES.

PROJECT:  
**625 WEST 57TH STREET**  
RESIDENTIAL / MIXED USE DEVELOPMENT  
WEST 57th STREET & 12th AVENUE  
NEW YORK, NEW YORK

OWNER/DEVELOPER:  
**Durst Pyramid LLC**  
One Bryant Park  
New York, NY 10036

ARCHITECT:  
**SLCE Architects, LLP**  
841 BROADWAY  
NEW YORK, NY 10003  
TEL.: (212) 979-5400

DESIGN ARCHITECT:  
**BIG**  
601 W. 26th St. Suite 1255  
New York, NY 10001  
USA  
347 964 3666  
www.big.dk

STRUCTURAL ENGINEER:  
**Thornton Tomasetti, Inc.**  
51 Madison Avenue  
New York, NY 10010-1603  
T 917.661.7800 F 917.661.7801

M.E.P.P. ENGINEER:  
**DE**  
DAGHER ENGINEERING, PLLC  
29 Broadway, New York, New York, NY 10006  
T: 212.480.2591 F: 212.480.2654

LANDSCAPE ARCHITECT:  
**STARR WHITEHOUSE**  
Landscape Architects  
and Planners PLLC  
80 Macken Lane, Suite 1901  
New York, New York 10038  
T 212.487.3272 F 212.487.3273

GEOTECHNICAL AND CIVIL ENGINEERING:  
**Langan Engineering & Environmental Services**  
Phone: 212.479.5400 Fax: 212.479.5444  
21 Penn Plaza, 360 West 31st Street, 8th Floor  
New York, NY

CONSTRUCTION MANAGER:  
**Hunter Roberts Construction Group**  
2 World Financial Center  
New York, NY 10281

TRAFFIC CONSULTANT:  
**PHILIP HABIB & ASSOCIATES**  
228 WEST 26TH STREET  
NEW YORK, NEW YORK 10001

BUILDING ENVELOPE CONSULTANT:  
**IBA**  
Israel Berger and Associates, LLC  
360 PARK AVENUE SOUTH, 15th FLOOR  
New York, NY 10014  
TEL.: (212) 689-5389 FAX: (212) 689-6449

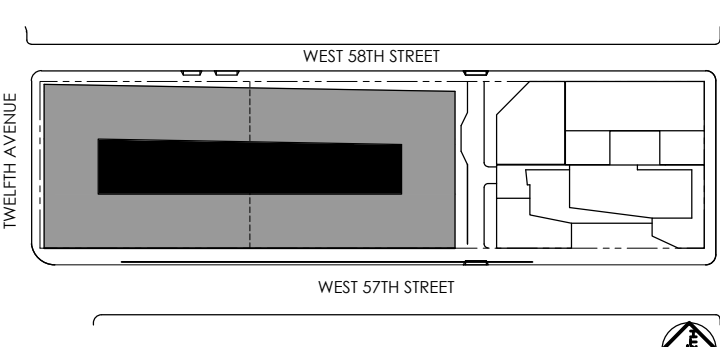
LIGHTING DESIGNER:  
**bpi** Brandston Partnership Inc.  
302 Fifth Avenue, New York, NY 10001  
main: 212.924.4050

COMMISSIONING AGENT:  
**THE FULCRUM GROUP**  
61 BROADWAY SUITE 1605  
NEW YORK, NY 10006

06-21-2013	ISSUED FOR DOB FILING
06-19-2013	BULLETIN #12
06-09-2013	BULLETIN #9
07-02-2013	BULLETIN #8
04-01-2013	BULLETIN #4
04-15-2013	ISSUED FOR DOB FILING
05-30-2012	DESIGN DEVELOPMENT INSURANCE

No.	DATE	REVISION
-----	------	----------

D.O.B. NUMBER:  
**NB#**



DRAWING TITLE:  
**MECHANICAL - MAKE-UP AIR RISER DIAGRAM II**

SEAL & SIGNATURE:  
**M-607.00**

DATE:  
PROJECT NO:  
DRAWN BY: **RK**  
CHECKED BY: **AT**  
SHEET NO.:  
81 OF 89




PROJECT:  
**625 WEST 57TH STREET**  
RESIDENTIAL / MIXED USE DEVELOPMENT  
WEST 57th STREET & 12th AVENUE  
NEW YORK, NEW YORK

OWNER/DEVELOPER:  
 **Durst Pyramid LLC**  
One Bryant Park  
New York, NY 10036

ARCHITECT:  
**SLCEArchitects, LLP**  
841 BROADWAY  
NEW YORK, NY 10003  
TEL.: (212) 979-8400

DESIGN ARCHITECT:  
 **BIG**  
601 W. 26th St. Suite 1255  
New York, NY 10001  
USA  
347 964 3666  
www.big.dk

STRUCTURAL ENGINEER:  
**Thornton Tomasetti**  
Thornton Tomasetti, Inc.  
51 Madison Avenue  
New York, NY 10010-1603  
T 917.661.7800 F 917.661.7801

M.E.P.P. ENGINEER:  
 **DAGHER ENGINEERING, PLLC**  
29 Broadway, New York, NY 10006  
T: 212.480.2591 F: 212.480.2654

LANDSCAPE ARCHITECT:  
 **STARR WHITEHOUSE**  
Landscape Architects  
and Planners PLLC  
80 Maiden Lane, Suite 1901  
New York, New York 10038  
T 212.487.3272 F 212.487.3273

GEOTECHNICAL AND CIVIL ENGINEERING:  
**Langan Engineering & Environmental Services**  
Phone: 212.479.5400 Fax: 212.479.5444  
21 Penn Plaza, 360 West 31st Street, 8th Floor  
New York, NY

CONSTRUCTION MANAGER:  
**Hunter Roberts Construction Group**  
2 World Financial Center  
New York, NY 10281

TRAFFIC CONSULTANT:  
**PHILIP HABIB & ASSOCIATES**  
228 WEST 26TH STREET  
NEW YORK, NEW YORK 10001

BUILDING ENVELOPE CONSULTANT:  
 **Israel Berger and Associates, LLC**  
360 PARK AVENUE SOUTH, 15th FLOOR  
New York, NY 10016  
TEL.: (212) 689-5389 FAX: (212) 689-6449

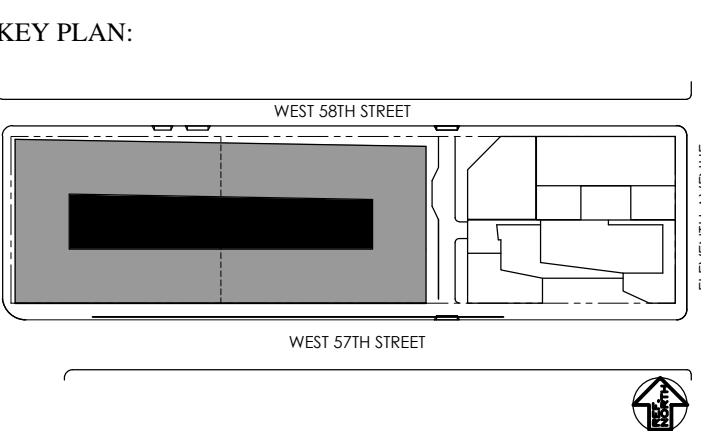
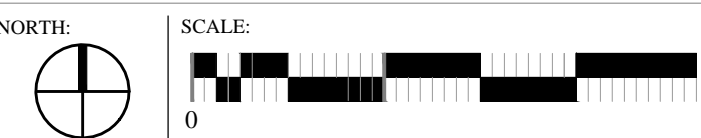
LIGHTING DESIGNER:  
 **Brandston Partnership Inc.**  
302 Fifth Avenue, New York, NY 10001  
main: 212.924.4050

COMMISSIONING AGENT:  
**THE FULCRUM GROUP**  
61 BROADWAY SUITE 1605  
NEW YORK, NY 10006


06-25-2017	ISSUED FOR DOB FILING
06-19-2017	BULLETIN #12
06-09-2017	BULLETIN #10
07-01-2017	BULLETIN #8
04-01-2017	BULLETIN #4
04-15-2017	ISSUED FOR DOB FILING
05-30-2017	DESIGN DEVELOPMENT INSURANCE

No.	DATE	REVISION
-----	------	----------

D.O.B. NUMBER:  
**NB#**

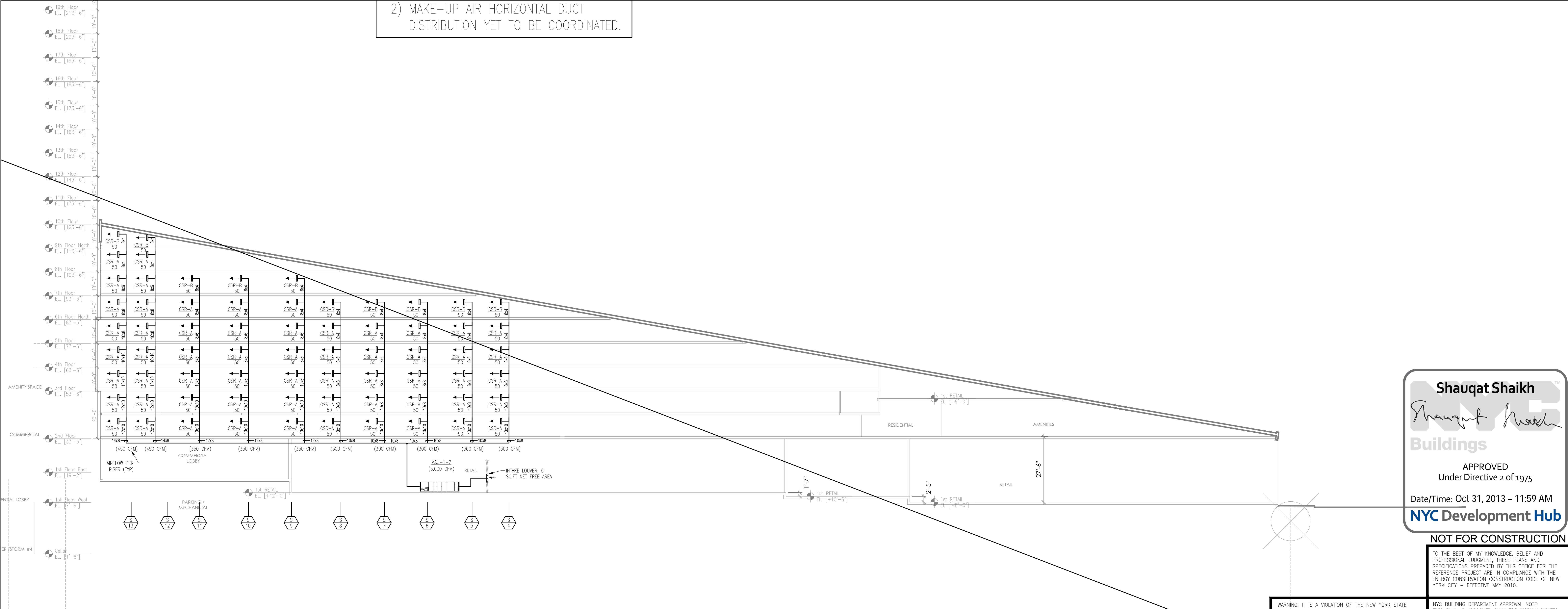


DRAWING TITLE:  
**MECHANICAL - MAKE-UP  
AIR RISER DIAGRAM III**

SEAL & SIGNATURE:  
 **Shauqat Shaikh**  
DATE: PROJECT No.:  
DRAWN BY: RK CHECKED BY: AT  
DWG. No.: **M-608.00**  
SHEET No.: 82 OF 89

FILE No:


2) MAKE-UP AIR HORIZONTAL DUCT  
DISTRIBUTION YET TO BE COORDINATED.



WARNING: IT IS A VIOLATION OF THE NEW YORK STATE  
EDUCATION LAW FOR ANY PERSON, UNLESS ACTING UNDER  
THE DIRECTION OF A LICENSED PROFESSIONAL ENGINEER, TO  
ALTER ANY ITEM ON THESE PLANS IN ANY WAY. IF  
ALTERATIONS TO THESE PLANS ARE MADE, THE ALTERATIONS  
SHALL BE MADE IN ACCORDANCE WITH ARTICLE 145 -  
SUBSECTION 7.02B OF THE NEW YORK STATE EDUCATION LAW.

NYC BUILDING DEPARTMENT APPROVAL NOTE:  
THIS PLAN IS APPROVED ONLY FOR WORK INDICATED  
ON THE APPLICATION SPECIFICATION SHEET. ALL  
OTHER MATTERS SHOWN ARE NOT TO BE RELIED  
UPON, OR TO BE CONSIDERED EITHER AS BEING  
APPROVED OR IN ACCORDANCE WITH APPLICABLE  
CODES.





NYC BUILDING DEPARTMENT APPROVAL NOTE:  
THIS PLAN IS APPROVED ONLY FOR WORK INDICATED  
ON THE APPLICATION SPECIFICATION SHEET. ALL  
OTHER MATTERS SHOWN ARE NOT TO BE RELIED  
UPON, OR TO BE CONSIDERED EITHER AS BEING  
APPROVED OR IN ACCORDANCE WITH APPLICABLE  
CODES.

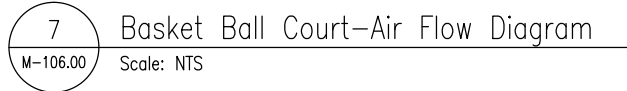


















PROJECT:  
**625 WEST 57TH STREET**  
RESIDENTIAL / MIXED USE DEVELOPMENT  
WEST 57th STREET & 12th AVENUE  
NEW YORK, NEW YORK

OWNER/DEVELOPER:  
**Durst Pyramid LLC**  
One Bryant Park  
New York, NY 10036

ARCHITECT:  
**SLCEArchitects, LLP**  
841 BROADWAY  
NEW YORK, NY 10003  
TEL.: (212) 975-8409

DESIGN ARCHITECT:  
**BIG**  
601 W. 26th St. Suite 1255  
USA  
147 964 3666  
www.big.dk

STRUCTURAL ENGINEER:  
**Thornton Tomasetti**  
Thornton Tomasetti, Inc.  
61 Madison Avenue  
New York, NY 10010-1603  
T 917.661.7800 F 917.661.7801

M.E.P.F.P. ENGINEER:  
**DE**  
DAGHER ENGINEERING, PLLC  
29 Broadway, New York, NY 10006  
T. 212.480.2591 F. 212.480.2654

LANDSCAPE ARCHITECT:  
**STARR WHITEHOUSE**  
Landscape Architects  
and Planners PLLC  
80 Madsen Lane, Suite 1001  
New York, New York 10038  
T 212.487.3272 F 212.487.3273

GEOTECHNICAL AND CIVIL ENGINEERING:  
**Langan Engineering & Environmental Services**  
Phone: 212.479.5400 Fax: 212.479.5444  
21 Penn Plaza, 360 West 11th Street, 8th Floor  
New York, NY

CONSTRUCTION MANAGER:  
**Hunter Roberts Construction Group**  
2 World Financial Center  
New York, NY 10281

TRAFIC CONSULTANT:  
**PHILIP HABIB & ASSOCIATES**  
226 WEST 26TH STREET  
NEW YORK, NEW YORK 10001

BUILDING ENVELOPE CONSULTANT:  
**IBA**  
Israel Berger and Associates, LLC  
360 PARK AVENUE SOUTH, 15th FLOOR  
New York, NY 10016  
TEL.: (212) 689-5389 FAX.: (212) 689-4449

LIGHTING DESIGNER:  
**bpi** Brandston Partnership Inc.  
302 Fifth Avenue, New York, NY 10001  
main: 212.924.4050

COMMISSIONING AGENT:  
**THE FULCRUM GROUP**  
61 BROADWAY SUITE 1605  
NEW YORK, NY 10006

REVISIONS

REVISIONS

NO. DATE REVISION

D.O.B. NUMBER:

NB#

NORTH

SCALE

KEY PLAN

WEST 57th STREET

WEST 57th STREET

DRAWING TITLE:

EQUIPMENT SCHEDULE, AIRFLOW AND CONTROL DIAGRAM

NOT FOR CONSTRUCTION

TO THE BEST OF MY KNOWLEDGE, BELIEF AND PROFESSIONAL JUDGMENT, THESE PLANS AND SPECIFICATIONS PREPARED BY THIS OFFICE FOR THE REFERENCE PROJECT ARE IN CONFORMANCE WITH THE ENERGY CONSERVATION CONSTRUCTION CODE OF NEW YORK CITY - EFFECTIVE MAY 2010.

NYC BUILDING DEPARTMENT APPROVAL NOTE: THIS PLAN IS APPROVED ONLY FOR WORK INDICATED ON THE APPLICATION SPECIFICATION SHEET. ALL OTHER MATTERS SHOWN ARE NOT TO BE RELIED UPON, OR TO BE CONSIDERED EITHER AS BEING APPROVED OR IN ACCORDANCE WITH APPLICABLE CODES.

SEAL & SIGNATURE:

DATE:

PROJECT No:

DRAWN BY: RK

CHECKED BY: AT

DATE:

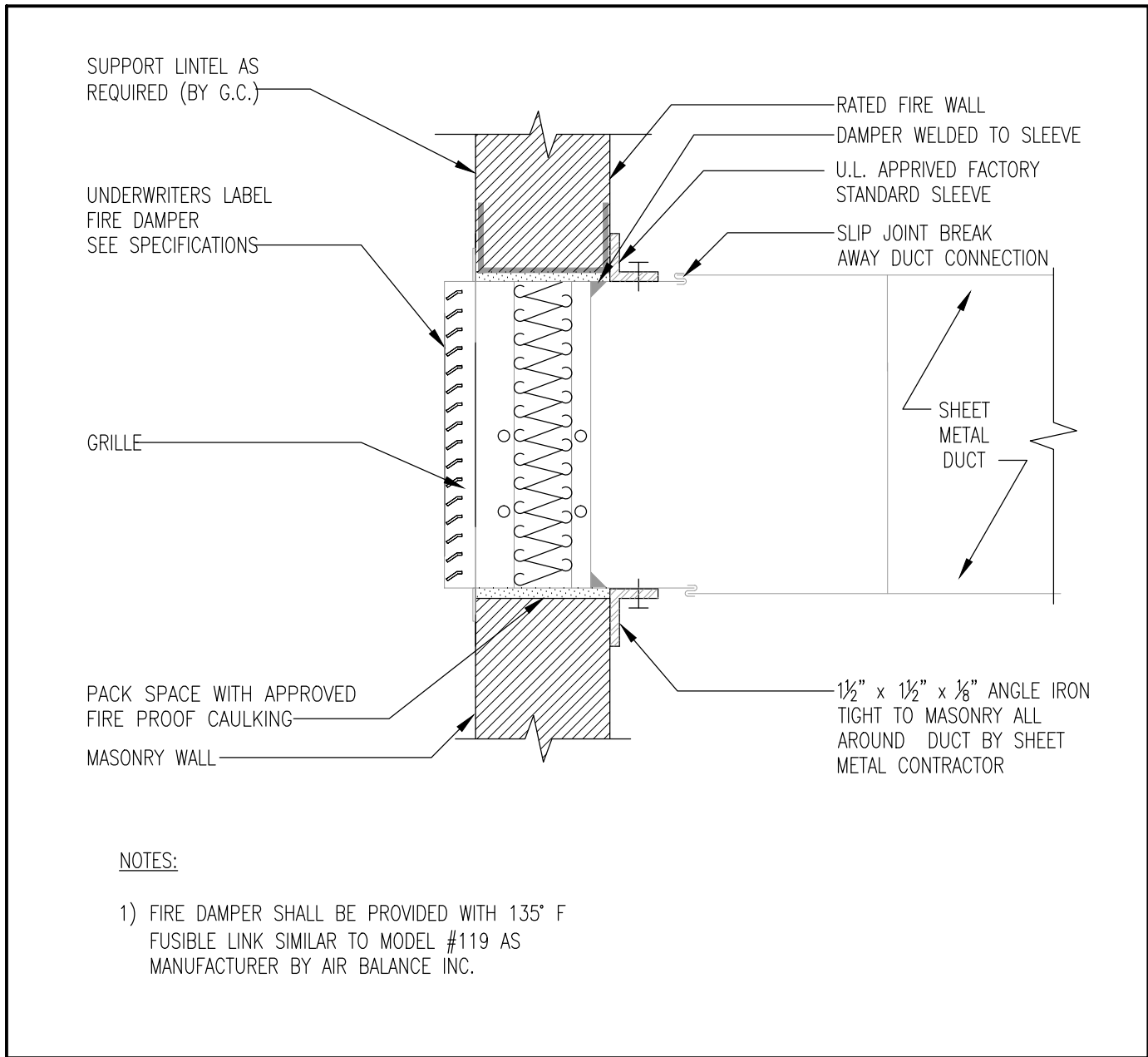
SHEET No:

88 OF 89

SYMBOL LIST	
→	INTAKE OR EXHAUST AIR FLOW
→	SUPPLY AIR FLOW
⊖	EXHAUST FAN
⊖	VOLUME DAMPER
⊖	FIRE DAMPER

#### NOTES:

- 1) EXHAUST FROM THE NETWORK ROOM SHALL BE DISCHARGED 25 FEET FROM ANY AIR INTAKE.
- 2) ALL DUCTWORK ASSOCIATED WITH THE MECHANICAL VENTILATION SYSTEM SHALL BE DESIGNED IN ACCORDANCE WITH SHAWM STANDARD AND LOCAL CODES, UNLESS OTHERWISE INDICATED IN THE SPECIFICATION OR SHOWN ON THE DRAWING.
- 3) THE BOTTOM OF SUPPLY AIR OPENINGS SHALL BE LOCATED 2'-2" ABOVE THE UNFINISHED FLOOR. THE TOP OF THE EXHAUST AIR OPENINGS SHALL BE LOCATED 12" MAXIMUM BELOW THE CEILING.
- 4) INLET LOUVER SHALL BE STORM PROOF.



#### NOTES:

- 1) FIRE DAMPER SHALL BE PROVIDED WITH 1.55\"/>

DETAIL OF IN AIR STREAM FIRE DAMPER  
NOT TO SCALE

CONTROLS SYMBOL LIST	
⊖	THERMOSTAT
⊖	LOW VOLTAGE WARNING
⊖	DUCT MOUNTED SMOKE DETECTOR
⊖	DIFFERENTIAL PRESSURE TRANSDUCER
⊖	INTERLOCK
⊖	PRESSURE TRANSDUCER

#### SEQUENCE OF OPERATION:

##### COMPARTMENT TEMPERATURE

THERMOSTAT #1 AND #2 SHALL BE SET AT THE RESPECTIVE TEMPERATURE SETTING OF 85° F AND 100° F RESPECTIVELY. UPON DETECTION OF THE ROOM TEMPERATURE OF 85° F BY THERMOSTAT #2 IN ANY OF THE COMPARTMENTS, VENTILATION SYSTEM SHALL BE ACTIVATED. IF THE TEMPERATURE WITHIN COMPARTMENT REACHES 100° F AS SENSED BY THERMOSTAT #1 AND AUDIBLE AND VISUAL ALARM SIGNAL SHALL BE SENT TO PANEL LOCATED IN THE BUILDING ENGINEER'S OFFICE INDICATING "HIGH TEMPERATURE ALARM".

ONCE ENERGIZED, VENTILATION SYSTEM SHALL CONTINUE TO OPERATE AFTER THE TEMPERATURE FALLS BELOW 85° F FOR 30 MINUTES.

##### VENTILATION SYSTEM:

UPON RECEIVING HIGH TEMPERATURE SIGNAL FROM THE SPACE THERMOSTAT, INTERLOCKED EXHAUST FAN SHALL BE ACTIVATED. MOTORIZED DAMPERS LOCATED IN THE EXHAUST AND SUPPLY DUCT SHALL PROVE OPEN BEFORE EXHAUST FAN IS ENERGIZED. EXHAUST FAN SHALL CONTINUE TO OPERATE UNTIL THE SPACE TEMPERATURE FALLS BELOW 85° F FOR UP TO 30 MINUTES.

##### SMOKE DETECTION:

UPON DETECTION OF THE SMOKE, DUCT MOUNTED SMOKE DETECTOR SHALL AUTOMATICALLY STOP INTERLOCKED EXHAUST FAN AND SEND A SIGNAL TO BUILDING FIRE ALARM PANEL INDICATING FIRE/SMOKE CONDITION.

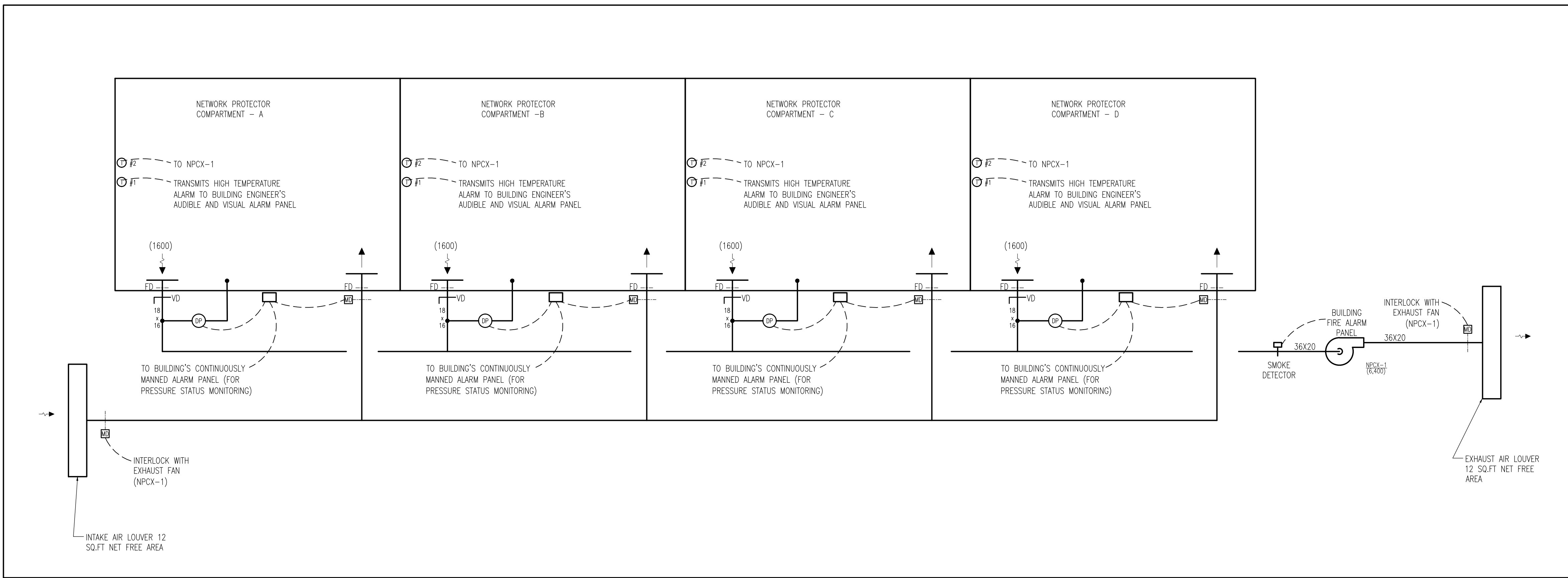
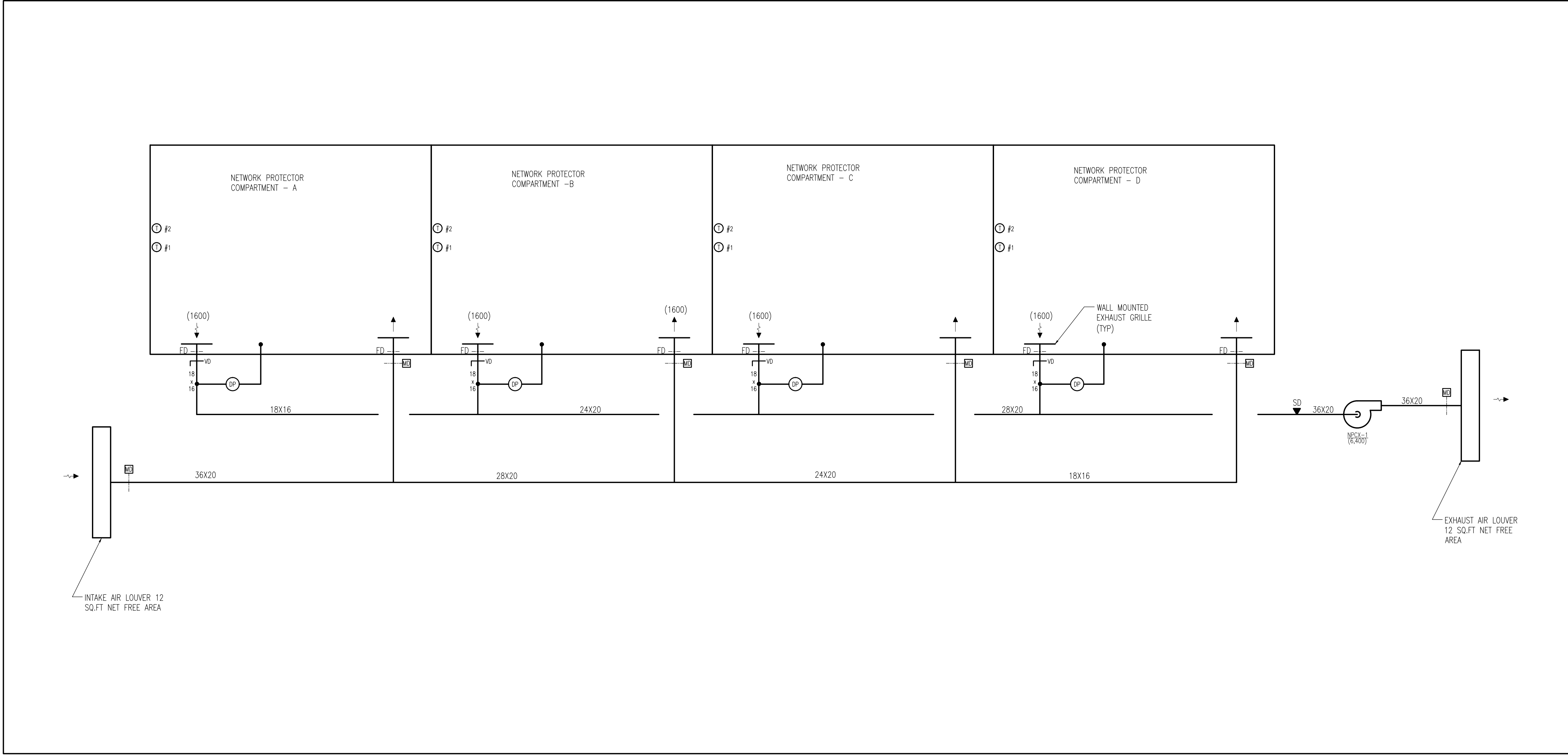
##### SPACE PRESSURIZATION:

WHENEVER VENTILATION SYSTEM IS OPERATIONAL, EACH COMPARTMENT SHALL BE MAINTAINED AT NEGATIVE PRESSURE OF 0.1 IN.W.C. (PAUL). DIFFERENTIAL PRESSURE TRANSDUCER SHALL MONITOR THE PRESSURE DIFFERENTIAL WITHIN THE SPACE AND THE EXHAUST DUCT AND SHALL MODULATE THE MOTORIZED DAMPER INSTALLED IN SUPPLY AIR DUCT TO MAINTAIN REQUIRED COMPARTMENT PRESSURE.

PRESSURE TRANSDUCER SHALL SEND PRESSURE STATUS TO THE BUILDING'S MANNED ALARM PANEL FOR MONITORING.

#### NOTES:

- 1) FIRE STATS SHALL BE SET 10' F HIGHER THAN THE MELTING OF THE FIRE DAMPER FUSIBLE LINK.
- 2) PROVIDE SMOKE DETECTOR IN THE EXHAUST DUCT AS SHOWN. SMOKE DETECTOR SHALL AUTOMATICALLY STOP THEIR RESPECTIVE FAN UPON DETECTING THE PRESENCE OF SMOKE (NYC FIRE DEPARTMENT REGULATIONS). A SIGNAL SHALL BE SENT TO THE BUILDING ALARM SYSTEM INDICATING "FIRE/SMOKE CONDITION". SMOKE DETECTOR SHALL BE SIMILAR TO GENIEPHOTONICS MODEL SA-31 WITH 1/4-28 DETECTOR AND 3/4\"/>
- 3) EACH COMPARTMENT SHALL BE NETWORK COMPARTMENT SHALL BE MAINTAINED AT NEGATIVE PRESSURE NOT EXCEED 0.1\"/>
- 4) THERMOSTAT SHALL BE HONEYWELL TYPE T631B1054 (RANGE 35° F TO 100° F) WITH TWO 16 AMP, A2, C FORM CONTACTS AT 120 V. THERMOSTAT SHALL HAVE FOLLOWING ASSIGNED FUNCTIONS:
  - a. THERMOSTAT #1 - TRANSMITS A "HIGH TEMPERATURE ALARM".
  - b. THERMOSTAT #2 - SHALL BE SET AT 85° F AND ACTIVATES PRIMARY MECHANICAL VENTILATION SYSTEM.
- 5) VENTILATION SYSTEM CONTROL SHALL BE FURNISHED WITH A FIELD ADJUSTABLE TIME DELAY RELAY OF 0 TO 30 MINUTES (SET AT 15 MINUTES), TO ALLOW THE SYSTEM TO CONTINUE TO RUN AFTER THE TEMPERATURE FALLS BELOW 85° F. THERMOSTAT #1 SHALL BE CONNECTED TO THE BUILDING ENGINEER'S AUDIBLE AND VISUAL ALARM PANEL TO ACTIVATE "HIGH TEMPERATURE ALARM" WHEN THE COMPARTMENT TEMPERATURE REACHES 100° F.
- 6) MOTORIZED DAMPERS LOCATED AT INTAKE AND EXHAUST LOUVERS SHALL BE INTERLOCKED WITH THE EXHAUST FAN (NPKX-1) SUCH THAT MOTORIZED DAMPERS SHALL OPEN WHENEVER THE EXHAUST FAN IS ENERGIZED.



FAN SCHEDULES											STANDARD MFR: GREENHECK				
UNIT NO.	SERVICE	LOCATION	MODEL NO.	FAN DATA			MOTOR DATA				REMARKS				
				AIR QTY.	TOTAL STATIC PRESS.	BRAKE HORSE POWER	MOTOR SPEED	MIN. HORSE POWER	ELECTRICAL						
									CTW	IN.WC.		HP	RPM	FLA	VOLT/PH/Hz
NPKX-1	NETWORK PROTECTOR COMPARTMENT	1ST FLOOR	BSQ-360HP-30	6,400	0.75	1.75	1,725	3.00	4.80	460/3/60					

#### NOTES:

- 1) PROVIDE VFD

WARNING: IT IS A VIOLATION OF THE NEW YORK STATE EDUCATION LAW FOR ANY PERSON, UNLESS ACTING UNDER THE DIRECTION OF A LICENSED PROFESSIONAL ENGINEER, TO ALTER ANY ITEM ON THESE PLANS IN ANY WAY. IF RELEVANT ALTERATIONS TO THESE PLANS ARE MADE, THE ALTERATIONS SHALL BE MADE IN ACCORDANCE WITH ARTICLE 145 - SUBSECTION 2209 OF THE NEW YORK STATE EDUCATION LAW.

NYC BUILDING DEPARTMENT APPROVAL NOTE: THIS PLAN IS APPROVED ONLY FOR WORK INDICATED ON THE APPLICATION SPECIFICATION SHEET. ALL OTHER MATTERS SHOWN ARE NOT TO BE RELIED UPON, OR TO BE CONSIDERED EITHER AS BEING APPROVED OR IN ACCORDANCE WITH APPLICABLE CODES.



PROJECT:  
**625 WEST 57TH STREET**  
RESIDENTIAL / MIXED USE DEVELOPMENT  
WEST 57th STREET & 12th AVENUE  
NEW YORK, NEW YORK

OWNER/DEVELOPER:  
**Durst Pyramid LLC**  
One Bryant Park  
New York, NY 10036

ARCHITECT:  
**SLCEArchitects, LLP**  
841 BROADWAY  
NEW YORK, NY 10003  
TEL.: (212) 979-8400

DESIGN ARCHITECT:  
**BIG**  
601 W. 26th St. Suite 1255  
New York, NY 10001  
USA  
347 964 3666  
www.big.dk

STRUCTURAL ENGINEER:  
**Thornton Tomasetti, Inc.**  
51 Madison Avenue  
New York, NY 10010-1603  
T 917.661.7800 F 917.661.7801

M.E.P.P. ENGINEER:  
**DE**  
DAGHER ENGINEERING, PLLC  
29 Broadway, New York, NY 10006  
T: 212.480.2591 F: 212.480.2654

LANDSCAPE ARCHITECT:  
**STARR WHITEHOUSE**  
Landscape Architects  
and Planners PLLC  
80 Maiden Lane, Suite 1901  
New York, New York 10038  
T 212.487.3272 F 212.487.3273

GEOTECHNICAL AND CIVIL ENGINEERING:  
**Langan Engineering & Environmental Services**  
Phone: 212.479.5400 Fax: 212.479.5444  
21 Penn Plaza, 360 West 31st Street, 8th Floor  
New York, NY

CONSTRUCTION MANAGER:  
**Hunter Roberts Construction Group**  
2 World Financial Center  
New York, NY 10281

TRAFFIC CONSULTANT:  
**PHILIP HABIB & ASSOCIATES**  
228 WEST 26TH STREET  
NEW YORK, NEW YORK 10001

BUILDING ENVELOPE CONSULTANT:  
**IBA**  
Israel Berger and Associates, LLC  
360 PARK AVENUE SOUTH, 15th FLOOR  
New York, NY 10016  
TEL.: (212) 689-5389 FAX: (212) 689-6449

LIGHTING DESIGNER:  
**bpi** Brandston Partnership Inc.  
302 Fifth Avenue, New York, NY 10001  
main: 212.924.4050

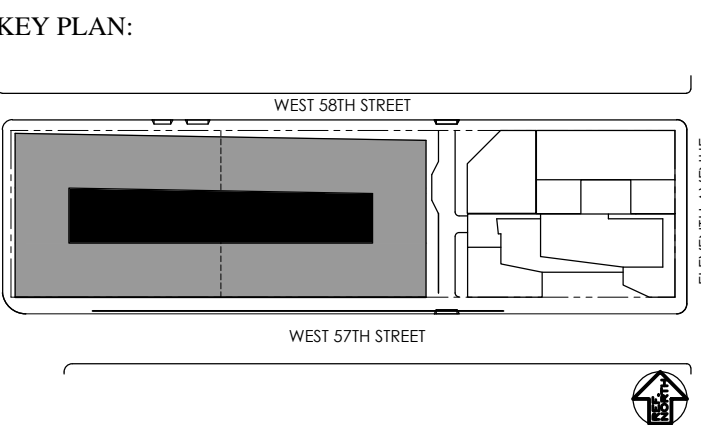
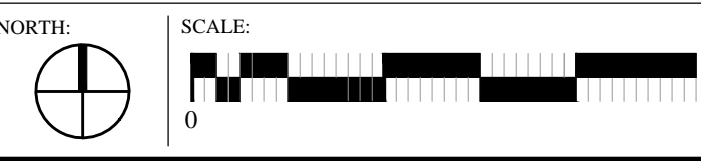
COMMISSIONING AGENT:  
**THE FULCRUM GROUP**  
61 BROADWAY SUITE 1605  
NEW YORK, NY 10006

06-25-2011	ISSUED FOR DOB FILING
06-19-2011	BULLETIN #12
06-09-2011	BULLETIN #10
07-01-2011	BULLETIN #8
04-01-2011	BULLETIN #4
04-15-2011	ISSUED FOR DOB FILING
05-30-2012	DESIGN DEVELOPMENT INSURANCE

No. DATE REVISION

D.O.B. NUMBER:

NB#



DRAWING TITLE:

**MECHANICAL  
BOILER FLUE RISER DIAGRAM**

SEAL & SIGNATURE: **M-615.00**  
DATE:   
PROJECT No:   
DRAWN BY: RK  
CHECKED BY: AT  
DWG. No:   
SHEET No: 89 OF 89  
FILE No:

NOT FOR CONSTRUCTION

TO THE BEST OF MY KNOWLEDGE, BELIEF AND PROFESSIONAL JUDGMENT, THESE PLANS AND SPECIFICATIONS PREPARED BY THIS OFFICE FOR THE REFERENCE PROJECT ARE IN COMPLIANCE WITH THE ENERGY CONSERVATION CONSTRUCTION CODE OF NEW YORK CITY - EFFECTIVE MAY 2010.

NYC BUILDING DEPARTMENT APPROVAL NOTE:  
THIS PLAN IS APPROVED ONLY FOR WORK INDICATED ON THE APPLICATION SPECIFICATION SHEET. ALL OTHER MATTERS SHOWN ARE NOT TO BE RELIED UPON, OR TO BE CONSIDERED EITHER AS BEING APPROVED OR IN ACCORDANCE WITH APPLICABLE CODES.

WARNING: IT IS A VIOLATION OF THE NEW YORK STATE EDUCATION LAW FOR ANY PERSON, UNLESS ACTING UNDER THE DIRECTION OF A LICENSED PROFESSIONAL ENGINEER, TO ALTER ANY ITEM ON THESE PLANS IN ANY WAY. IF ALTERATIONS TO THESE PLANS ARE MADE, THE ALTERATIONS SHALL BE MADE IN ACCORDANCE WITH ARTICLE 145 - SUBSECTION 7209 OF THE NEW YORK STATE EDUCATION LAW.

